

R390 ELITE

MENA Karting Nations Cup 2024

Race 2 (10 Laps, 10.2 km.)

Provisional Classification

No	Driver	Nat	Team	Car	Cl.	Laps	Total Time	Gap	Kph	Best Lap		
										Lap	Time	Kph
1	29 Ahmad MOHAMMED	ARE			SPRINT	10	10:27.200	-	58.8	2	1:02.370	59.1
2	28 Khalid AL MARAGHI	QAT			SPRINT	10	10:28.570	+1.370	58.6	5	1:02.481	59.0
3	19 Ahmed ERQUIZI	MAR			SPRINT	10	10:31.357	+4.157	58.4	9	1:02.763	58.7
4	8 Jad ALAWAR	LBN			SPRINT	10	10:33.173	+5.973	58.2	6	1:02.474	59.0
5	18 Othmane BENHAYOUN	MAR			SPRINT	10	10:36.552	+9.352	57.9	7	1:02.035	59.4
6	9 Mazen AL AWAR	LBN			SPRINT	10	10:36.632	+9.432	57.9	4	1:02.513	59.0
7	31 Muteb ALSAQHAN	SAU			SPRINT	10	10:36.820	+9.620	57.9	7	1:02.413	59.1
8	20 Reda BENAIDY	MAR			SPRINT	10	10:38.517	+11.317	57.7	7	1:02.718	58.8
9	23 Faisal AL YAFEI	QAT			SPRINT	10	10:38.908	+11.708	57.7	5	1:02.878	58.6
10	15 Tarik ALMOU	MAR			SPRINT	10	10:42.335	+15.135	57.4	10	1:03.568	58.0
11	22 Zaid AL BANY	QAT			SPRINT	10	10:42.897	+15.697	57.3	8	1:03.146	58.4
12	16 Ilias FOUQUET	MAR			SPRINT	10	10:46.131	+18.931	57.1	3	1:03.771	57.8
13	33 Suliman ALROBAYA	SAU			SPRINT	10	10:47.279	+20.079	57.0	5	1:03.397	58.1
14	34 Abdulaziz ABOALNAJA	SAU			SPRINT	10	10:47.870	+20.670	56.9	8	1:03.456	58.1
15	32 Faisal ALHARBI	SAU			SPRINT	10	10:51.172	+23.972	56.6	3	1:03.379	58.2
16	14 Gabriel AL BADAWI	LBN			SPRINT	10	10:52.982	+25.782	56.5	7	1:03.961	57.6
17	36 Ainas ABTINI	SYR			SPRINT	10	10:57.263	+30.063	56.1	5	1:04.713	57.0
18	2 Sarah Mouaki BENANI	DZA			SPRINT	10	10:58.127	+30.927	56.0	6	1:04.489	57.2
19	7 Kyle EL HACHEM	LBN			SPRINT	10	11:03.966	+36.766	55.5	8	1:05.275	56.5
20	13 Mohamed MAMMOUD BENEISS	MRT			SPRINT	10	11:11.317	+44.117	54.9	3	1:05.641	56.2

Pole Position:	Ahmad MOHAMMED	1:02.731	58.8 Kph
Fastest Lap:	Lap7 Othmane BENHAYOUN	1:02.035	59.4 Kph

Published at:

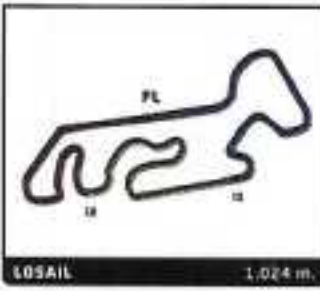
Track Status: **DRY**

Race Director Mark Horsley 	Timekeeper: Isaac Mulungui 
---	---





MENA KARTING CHAMPIONSHIP NATIONS CUP

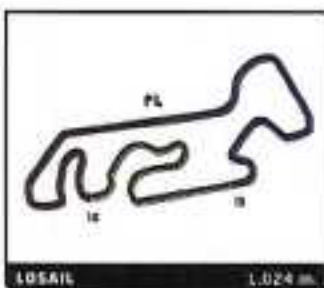


R390 ELITE MENA Karting Nations Cup 2024 Race 2

Lap Chart

No	Pos	Grid	Lap										
			1	2	3	4	5	6	7	8	9	10	
29	1	29	29	29	29	29	29	29	29	29	29	29	29
15	2	15	19	28	28	28	28	28	28	28	28	28	28
19	3	19	28	19	19	19	19	19	19	19	19	19	19
20	4	20	15	15	8	8	8	8	8	8	8	8	8
18	5	18	8	8	18	18	9	9	9	9	9	9	18
25	6	28	23	23	15	9	18	18	18	31	18	9	9
23	7	23	9	9	9	31	31	31	31	18	31	31	31
16	8	16	16	18	31	15	15	23	20	20	20	20	20
9	9	9	33	31	23	23	23	20	23	23	23	23	23
32	10	32	31	16	16	20	20	15	15	15	22	15	15
8	11	8	32	20	20	16	22	22	22	22	15	22	22
31	12	31	18	22	22	22	16	16	16	16	16	16	16
33	13	33	20	34	34	34	34	34	34	34	33	33	33
22	14	22	34	36	36	33	33	33	33	33	34	34	34
34	15	34	7	7	33	36	36	32	32	32	32	32	32
14	16	14	22	2	2	14	32	36	14	14	14	14	14
36	17	36	36	33	14	2	14	14	36	36	36	36	36
7	18	7	2	14	7	32	2	2	2	2	2	2	2
2	19	2	13	13	32	7	7	7	7	7	7	7	7
13	20	13	14	32	13	13	13	13	13	13	13	13	13





R390 ELITE

MENA Karting Nations Cup 2024

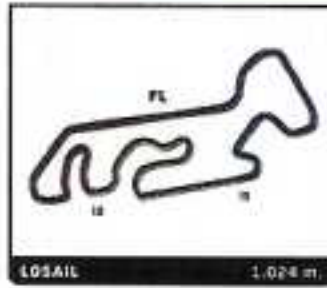
Race 2

Best Sector Times

Sector 1			Sector 2			Sector 3			Ideal Lap	Best Lap					
Pos	No	Driver	Time	No	Driver	Time	Pos	No			Driver				
1	18	O.BENHAYOUN	22.515	29	A.MOHAMMED	19.527	18	O.BENHAYOUN	19.856	1	18	O.BENHAYOUN	1:01.934	1:02.035	(1)
2	31	M.ALSAQHAN	22.558	18	O.BENHAYOUN	19.563	31	M.ALSAQHAN	19.883	2	31	M.ALSAQHAN	1:02.190	1:02.413	(3)
3	28	K.AL MARAGHI	22.605	28	K.AL MARAGHI	19.706	29	A.MOHAMMED	19.946	3	29	A.MOHAMMED	1:02.279	1:02.370	(2)
4	20	R.BENAIIDY	22.691	23	F.AL YAFEI	19.742	9	M.AL AWAR	19.981	4	28	K.AL MARAGHI	1:02.380	1:02.481	(5)
5	19	A.ERQUIZI	22.695	31	M.ALSAQHAN	19.749	8	J.ALAWAR	20.012	5	8	J.ALAWAR	1:02.474	1:02.474	(4)
6	8	J.ALAWAR	22.711	8	J.ALAWAR	19.751	20	R.BENAIIDY	20.023	6	9	M.AL AWAR	1:02.492	1:02.513	(6)
7	9	M.AL AWAR	22.742	9	M.AL AWAR	19.769	28	K.AL MARAGHI	20.069	7	20	R.BENAIIDY	1:02.533	1:02.718	(7)
8	23	F.AL YAFEI	22.759	33	S.ALROBAYA	19.808	19	A.ERQUIZI	20.070	8	19	A.ERQUIZI	1:02.579	1:02.763	(8)
9	29	A.MOHAMMED	22.806	19	A.ERQUIZI	19.814	32	F.ALHARBI	20.102	9	23	F.AL YAFEI	1:02.651	1:02.878	(9)
10	15	T.ALMOU	22.932	20	R.BENAIIDY	19.819	34	A.ABOALNAJA	20.139	10	15	T.ALMOU	1:03.019	1:03.568	(14)
11	22	Z.AL BANY	22.994	15	T.ALMOU	19.844	23	F.AL YAFEI	20.150	11	22	Z.AL BANY	1:03.033	1:03.146	(10)
12	32	F.ALHARBI	23.135	22	Z.AL BANY	19.854	14	G.AL BADAWI	20.159	12	33	S.ALROBAYA	1:03.213	1:03.397	(12)
13	34	A.ABOALNAJA	23.159	34	A.ABOALNAJA	19.980	33	S.ALROBAYA	20.166	13	32	F.ALHARBI	1:03.262	1:03.379	(11)
14	33	S.ALROBAYA	23.239	16	I.FOUQUET	19.986	22	Z.AL BANY	20.185	14	34	A.ABOALNAJA	1:03.278	1:03.456	(13)
15	16	I.FOUQUET	23.308	32	F.ALHARBI	20.025	15	T.ALMOU	20.243	15	14	G.AL BADAWI	1:03.545	1:03.961	(16)
16	14	G.AL BADAWI	23.314	14	G.AL BADAWI	20.072	16	I.FOUQUET	20.316	16	16	I.FOUQUET	1:03.610	1:03.771	(15)
17	2	S.BENANI	23.466	36	A.ABTINI	20.157	2	S.BENANI	20.382	17	2	S.BENANI	1:04.161	1:04.489	(17)
18	36	A.ABTINI	23.755	2	S.BENANI	20.313	7	K.EL HACHEM	20.493	18	36	A.ABTINI	1:04.500	1:04.713	(18)
19	7	K.EL HACHEM	23.906	7	K.EL HACHEM	20.446	36	A.ABTINI	20.588	19	7	K.EL HACHEM	1:04.845	1:05.275	(19)
20	13	M.MAHMOUD BEHNASS	24.076	13	M.MAHMOUD BEHNASS	20.703	13	M.MAHMOUD BEHNASS	20.676	20	13	M.MAHMOUD BEHNASS	1:05.455	1:05.641	(20)



MENA KARTING CHAMPIONSHIP NATIONS CUP




R390 ELITE MENA Karting Nations Cup 2024 Race 2

Analysis by lap

Lapped

No	Lap Time	Gap	No	Lap Time	Gap	No	Lap Time	Gap	No	Lap Time	Gap
Lap 1			20	1:03.771	7.654	29	1:02.827		34	1:03.456	16.710
29	1:03.797	0.000	22	1:03.169	8.392	28	1:02.681	1.398	33	1:03.520	17.511
19	1:04.712	0.915	34	1:04.142	9.981	19	1:02.796	3.059	32	1:04.101	21.524
28	1:04.861	1.064	36	1:04.892	11.132	8	1:02.474	5.034	14	1:03.965	22.341
15	1:05.470	1.673	33	1:03.915	12.253	9	1:02.906	5.807	36	1:05.600	24.836
8	1:06.353	2.556	2	1:05.286	12.492	18	1:03.292	6.971	2	1:05.541	24.992
23	1:06.780	2.983	14	1:04.168	12.705	31	1:03.302	7.112	7	1:05.275	29.990
9	1:07.304	3.507	7	1:07.162	13.994	23	1:04.275	9.456	13	1:06.953	35.179
16	1:07.609	3.812	32	1:03.379	14.158	20	1:04.054	9.567	Lap 9		
33	1:07.714	3.917	13	1:05.641	15.155	15	1:05.238	10.018	29	1:02.487	
31	1:07.820	4.023	Lap 4			22	1:03.541	10.978	28	1:02.621	1.378
32	1:07.958	4.161	29	1:02.492		16	1:04.169	12.234	19	1:02.763	3.870
18	1:08.173	4.376	28	1:02.545	1.683	34	1:04.322	14.726	8	1:03.030	5.692
20	1:08.284	4.487	19	1:02.987	2.906	33	1:03.714	15.730	9	1:04.203	8.458
34	1:09.384	5.587	8	1:02.881	4.816	32	1:04.286	18.751	18	1:04.109	8.753
7	1:09.454	5.657	18	1:02.846	5.113	36	1:05.751	19.363	31	1:04.460	8.819
22	1:09.560	5.763	9	1:02.513	5.212	14	1:04.188	19.743	20	1:03.471	10.862
36	1:10.024	6.227	31	1:02.663	5.460	2	1:04.489	20.257	23	1:03.367	11.139
2	1:10.980	7.183	15	1:04.021	6.558	7	1:05.548	24.065	22	1:03.988	13.864
13	1:11.914	8.117	23	1:04.593	7.750	13	1:06.789	27.137	15	1:04.501	14.188
14	1:13.165	9.368	20	1:03.019	8.181	Lap 7			16	1:04.298	17.097
Lap 2			16	1:04.536	9.603	29	1:02.672		33	1:03.722	18.746
29	1:02.370		22	1:03.772	9.672	28	1:02.566	1.292	34	1:04.805	19.028
28	1:03.025	1.719	34	1:03.903	11.392	19	1:03.057	3.444	32	1:03.424	22.461
19	1:03.577	2.122	33	1:04.305	14.066	8	1:02.673	5.035	14	1:04.291	24.145
15	1:03.962	3.265	36	1:05.706	14.346	9	1:02.805	5.940	36	1:05.263	27.612
8	1:03.412	3.598	14	1:04.267	14.480	18	1:02.035	6.334	2	1:05.215	27.720
23	1:03.067	3.680	2	1:05.090	15.090	31	1:02.413	6.853	7	1:05.878	33.381
9	1:02.931	4.068	32	1:03.607	15.273	20	1:02.718	9.613	13	1:07.186	39.878
18	1:02.286	4.292	7	1:06.630	18.132	23	1:03.222	10.006	Lap 10		
31	1:03.480	5.133	13	1:06.763	19.426	15	1:03.704	11.050	29	1:02.621	
16	1:05.004	6.446	Lap 5			22	1:03.567	11.873	28	1:02.613	1.370
20	1:04.424	6.541	29	1:02.620		16	1:04.524	14.086	19	1:02.908	4.157
22	1:04.488	7.881	28	1:02.481	1.544	34	1:03.856	15.910	8	1:02.902	5.973
34	1:05.280	8.497	19	1:02.804	3.090	33	1:03.589	16.647	18	1:03.220	9.352
36	1:05.041	8.898	8	1:03.191	5.387	32	1:04.000	20.079	9	1:03.595	9.432
7	1:06.203	9.490	9	1:03.136	5.728	14	1:03.961	21.032	31	1:03.422	9.620
2	1:05.051	9.864	18	1:04.013	6.506	36	1:05.201	21.892	20	1:03.076	11.317
33	1:09.449	10.996	31	1:03.797	6.637	2	1:04.522	22.107	23	1:03.190	11.708
14	1:04.197	11.195	15	1:03.669	7.607	7	1:05.978	27.371	15	1:03.568	15.135
13	1:06.425	12.172	23	1:02.878	8.008	13	1:06.417	30.882	22	1:04.454	15.697
32	1:11.646	13.437	20	1:02.779	8.340	Lap 8			16	1:04.455	18.931
Lap 3			22	1:03.212	10.264	29	1:02.656		33	1:03.954	20.079
29	1:02.658		16	1:03.909	10.892	28	1:02.608	1.244	34	1:04.263	20.670
28	1:02.569	1.630	34	1:04.459	13.231	19	1:02.806	3.594	32	1:04.132	23.972
19	1:02.947	2.411	33	1:03.397	14.843	8	1:02.770	5.149	14	1:04.258	25.782
8	1:03.487	4.427	36	1:04.713	16.439	9	1:03.458	6.742	36	1:05.072	30.063
18	1:03.125	4.759	32	1:04.639	17.292	31	1:02.649	6.846	2	1:05.828	30.927
15	1:04.422	5.029	14	1:06.522	18.382	18	1:03.453	7.131	7	1:06.006	36.766
9	1:03.781	5.191	2	1:06.125	18.595	20	1:02.921	9.878	13	1:06.860	44.117
31	1:02.814	5.289	7	1:05.832	21.344	23	1:02.909	10.259			
23	1:04.627	5.649	13	1:06.369	23.175	15	1:03.780	12.174			
16	1:03.771	7.559	Lap 6			22	1:03.146	12.363			
			29	1:02.656		16	1:03.856	15.286			



R390 ELITE
 MENA Karting Nations Cup 2024
 Race 2


Fastest Lap Sequence

Elapsed	No Driver	Team	Car	Class	Time	Kph	Lap
2:06.167	29 Ahmad MOHAMMED			SPRINT	1:02.370	59.1	2
2:10.459	18 Othmane BENHAYOUN			SPRINT	1:02.286	59.2	2
7:25.770	18 Othmane BENHAYOUN			SPRINT	1:02.035	59.4	7





MENA KARTING CHAMPIONSHIP NATIONS CUP



R390 ELITE MENA Karting Nations Cup 2024 Race 2


Sector Analysis

— Invalidated Lap ■ Personal Best ■ Session Best B Crossing the pit lane

Lap	Time	Sector 1	Sector 2	Sector 3	Kph	Elapsed	Lap	Time	Sector 1	Sector 2	Sector 3	Kph	Elapsed	
2	Sarah Mouaki BENANI						DZA	3	1:05.641	24.215	20.750	20.676	56.2	3:23.980
							4	1:06.763	24.474	21.170	21.119	55.2	4:30.743	
							5	1:06.369	24.420	20.710	21.239	55.5	5:37.112	
							6	1:06.789	24.746	20.873	21.170	55.2	6:43.901	
							7	1:06.417	24.414	21.074	20.929	55.5	7:50.318	
							8	1:06.953	24.714	20.703	21.536	55.1	8:57.271	
							9	1:07.186	24.157	21.672	21.357	54.9	10:04.457	
							10	1:06.860	24.076	21.511	21.273	55.1	11:11.317	
7	Kyle EL HACHEM						LBN	1	1:13.165	28.445	24.561	20.159	50.4	1:13.165
							2	1:04.197	23.406	20.336	20.455	57.4	2:17.362	
							3	1:04.168	23.505	20.240	20.423	57.4	3:21.530	
							4	1:04.267	23.549	20.296	20.422	57.4	4:25.797	
							5	1:06.522	23.641	21.430	21.451	55.4	5:32.319	
							6	1:04.188	23.314	20.514	20.360	57.4	6:36.507	
							7	1:03.961	23.458	20.072	20.431	57.6	7:40.468	
							8	1:03.965	23.469	20.090	20.406	57.6	8:44.433	
							9	1:04.291	23.563	20.123	20.605	57.3	9:48.724	
							10	1:04.258	23.446	20.362	20.450	57.4	10:52.982	
14	Gabriel AL BADAWI						LBN	1	1:05.470	25.156	19.994	20.320	56.3	1:05.470
							2	1:03.962	23.241	20.285	20.436	57.6	2:09.432	
							3	1:04.422	22.932	20.080	21.410	57.2	3:13.854	
							4	1:04.021	23.855	19.920	20.246	57.6	4:17.875	
							5	1:03.669	23.286	20.026	20.357	57.9	5:21.544	
							6	1:05.238	23.122	20.553	21.563	56.5	6:26.782	
							7	1:03.704	23.398	20.063	20.243	57.9	7:30.486	
							8	1:03.780	23.312	19.999	20.469	57.8	8:34.266	
							9	1:04.501	24.109	19.931	20.461	57.2	9:38.767	
							10	1:03.568	23.263	19.844	20.461	58.0	10:42.335	
15	Tarik ALMOU						MAR	1	1:07.609	26.116	20.905	20.588	54.5	1:07.609
							2	1:05.004	24.290	20.291	20.423	56.7	2:12.613	
							3	1:03.771	23.332	20.123	20.316	57.8	3:16.384	
							4	1:04.536	23.655	20.451	20.430	57.1	4:20.920	
							5	1:03.909	23.439	19.986	20.484	57.7	5:24.829	
							6	1:04.169	23.614	20.075	20.480	57.4	6:28.998	
							7	1:04.524	23.415	20.447	20.662	57.1	7:33.522	
							8	1:03.856	23.308	20.177	20.371	57.7	8:37.378	
							9	1:04.298	23.473	20.225	20.600	57.3	9:41.676	
							10	1:04.455	23.321	20.347	20.787	57.2	10:46.131	
16	Ilies FOUQUET						MAR	1	1:08.173	25.611	20.147	22.415	54.1	1:08.173
							2	1:02.286	22.867	19.563	19.856	59.2	2:10.459	
							3	1:03.125	23.289	19.895	19.941	58.4	3:13.584	
							4	1:02.846	22.569	19.879	20.398	58.7	4:16.430	
							5	1:04.013	22.834	21.098	20.081	57.6	5:20.443	
							6	1:03.292	23.537	19.782	19.973	58.2	6:23.735	
							7	1:02.035	22.515	19.646	19.874	59.4	7:25.770	
18	Othmane BENHAYOUN						MAR	1	1:11.914	28.436	21.898	21.580	51.3	1:11.914
							2	1:06.425	24.279	21.448	20.698	55.5	2:18.339	
9	Mazen AL AWAR						LBN	1	1:09.454	27.857	20.839	20.758	53.1	1:09.454
							2	1:06.203	24.596	20.833	20.774	55.7	2:15.657	
							3	1:07.162	25.137	21.115	20.910	54.9	3:22.819	
							4	1:06.630	24.027	20.825	21.778	55.3	4:29.449	
							5	1:05.832	24.493	20.827	20.512	56.0	5:35.281	
							6	1:05.548	24.230	20.644	20.674	56.2	6:40.829	
							7	1:05.978	24.633	20.446	20.899	55.9	7:46.807	
							8	1:05.275	24.111	20.671	20.493	56.5	8:52.082	
							9	1:05.878	23.906	20.897	21.075	56.0	9:57.960	
							10	1:06.006	24.056	20.795	21.155	55.8	11:03.966	
8	Jad ALAWAR						LBN	1	1:06.353	25.924	19.854	20.575	55.6	1:06.353
							2	1:03.412	22.922	19.935	20.555	58.1	2:09.765	
							3	1:03.487	22.970	19.867	20.650	58.1	3:13.252	
							4	1:02.881	22.738	19.866	20.277	58.6	4:16.133	
							5	1:03.191	23.119	20.018	20.054	58.3	5:19.324	
							6	1:02.474	22.711	19.751	20.012	59.0	6:21.798	
							7	1:02.673	22.773	19.803	20.097	58.8	7:24.471	
							8	1:02.770	22.886	19.784	20.100	58.7	8:27.241	
							9	1:03.030	23.036	19.881	20.113	58.5	9:30.271	
							10	1:02.902	22.904	19.895	20.103	58.6	10:33.173	
13	Mohamed MAHMOUD BEHNASS						MRT	1	1:07.304	25.785	20.730	20.789	54.8	1:07.304
							2	1:02.931	23.014	19.877	20.040	58.6	2:10.235	
							3	1:03.781	23.358	20.311	20.112	57.8	3:14.016	
							4	1:02.513	22.763	19.769	19.981	59.0	4:16.529	
							5	1:03.136	22.984	19.993	20.159	58.4	5:19.665	
							6	1:02.906	22.742	19.973	20.191	58.6	6:22.571	
							7	1:02.805	22.901	19.852	20.052	58.7	7:25.376	
							8	1:03.458	22.975	19.870	20.613	58.1	8:28.834	
							9	1:04.203	23.113	20.367	20.723	57.4	9:33.037	
							10	1:03.595	22.856	20.121	20.618	58.0	10:36.632	



MENA KARTING CHAMPIONSHIP NATIONS CUP



R390 ELITE MENA Karting Nations Cup 2024 Race 2

Sector Analysis

— Invalidated Lap ■ Personal Best ■ Session Best B Crossing the pit lane

Lap	Time	Sector 1	Sector 2	Sector 3	Kph	Elapsed	Lap	Time	Sector 1	Sector 2	Sector 3	Kph	Elapsed
8	1:03.453	22.730	19.956	20.767	58.1	8:29.223							
9	1:04.109	23.040	20.275	20.794	57.5	9:33.332							
10	1:03.220	22.839	19.747	20.634	58.3	10:36.552							

19

Ahmed ERQUIZI

MAR

1	1:04.712	24.519	20.074	20.119	57.0	1:04.712
2	1:03.577	23.383	19.906	20.288	58.0	2:08.289
3	1:02.947	23.038	19.814	20.095	58.6	3:11.236
4	1:02.987	22.914	19.858	20.215	58.5	4:14.223
5	1:02.804	22.695	19.956	20.153	58.7	5:17.027
6	1:02.796	22.833	19.863	20.100	58.7	6:19.823
7	1:03.057	22.997	19.881	20.179	58.5	7:22.880
8	1:02.806	22.854	19.861	20.091	58.7	8:25.686
9	1:02.763	22.821	19.830	20.112	58.7	9:28.449
10	1:02.908	22.907	19.931	20.070	58.6	10:31.357

20

Reda BENAIDY

MAR

1	1:08.284	25.879	21.984	20.421	54.0	1:08.284
2	1:04.424	24.348	19.822	20.254	57.2	2:12.708
3	1:03.771	23.411	20.289	20.071	57.8	3:16.479
4	1:03.019	23.135	19.861	20.023	58.5	4:19.498
5	1:02.779	22.691	19.819	20.269	58.7	5:22.277
6	1:04.054	22.756	20.546	20.752	57.6	6:26.331
7	1:02.718	22.808	19.881	20.029	58.8	7:29.049
8	1:02.921	22.910	19.948	20.063	58.6	8:31.970
9	1:03.471	22.853	19.969	20.649	58.1	9:35.441
10	1:03.076	22.700	19.821	20.555	58.4	10:38.517

22

Zaid AL BANY

QAT

1	1:09.560	27.304	20.563	21.693	53.0	1:09.560
2	1:04.488	24.017	20.161	20.310	57.2	2:14.048
3	1:03.169	23.015	19.969	20.185	58.4	3:17.217
4	1:03.772	23.072	20.426	20.274	57.8	4:20.989
5	1:03.212	23.099	19.880	20.233	58.3	5:24.201
6	1:03.541	23.297	19.987	20.257	58.0	6:27.742
7	1:03.567	23.271	19.854	20.442	58.0	7:31.309
8	1:03.146	22.994	19.864	20.288	58.4	8:34.455
9	1:03.988	23.531	20.015	20.442	57.6	9:38.443
10	1:04.454	23.348	20.540	20.566	57.2	10:42.897

23

Faisal AL YAFEI

QAT

1	1:06.780	25.380	20.185	21.215	55.2	1:06.780
2	1:03.067	22.974	19.742	20.351	58.5	2:09.847
3	1:04.627	23.815	20.662	20.150	57.0	3:14.474
4	1:04.593	24.396	19.860	20.337	57.1	4:19.067
5	1:02.878	22.806	19.801	20.271	58.6	5:21.945
6	1:04.275	22.893	19.988	21.394	57.4	6:26.220
7	1:03.222	23.256	19.769	20.197	58.3	7:29.442
8	1:02.909	22.877	19.856	20.176	58.6	8:32.351
9	1:03.367	22.868	19.808	20.691	58.2	9:35.718
10	1:03.190	22.759	19.882	20.549	58.3	10:38.908

28

Khalid AL MARAGHI

QAT

1	1:04.861	24.592	20.200	20.069	56.8	1:04.861
2	1:03.025	23.085	19.748	20.192	58.5	2:07.886
3	1:02.569	22.634	19.728	20.207	58.9	3:10.455
4	1:02.545	22.713	19.706	20.126	58.9	4:13.000
5	1:02.481	22.635	19.776	20.070	59.0	5:15.481
6	1:02.681	22.739	19.734	20.208	58.8	6:18.162
7	1:02.566	22.632	19.854	20.080	58.9	7:20.728
8	1:02.608	22.605	19.840	20.163	58.9	8:23.336
9	1:02.621	22.737	19.807	20.077	58.9	9:25.957
10	1:02.613	22.711	19.771	20.131	58.9	10:28.570

29

Ahmad MOHAMMED

ARE

1	1:03.797	23.988	19.830	19.979	57.8	1:03.797
2	1:02.370	22.834	19.527	20.009	59.1	2:06.167
3	1:02.658	23.005	19.667	19.986	58.8	3:08.825
4	1:02.492	22.816	19.661	20.015	59.0	4:11.317
5	1:02.620	22.912	19.693	20.015	58.9	5:13.937
6	1:02.827	22.868	19.970	19.989	58.7	6:16.764
7	1:02.672	23.031	19.669	19.972	58.8	7:19.436
8	1:02.656	22.806	19.903	19.947	58.8	8:22.092
9	1:02.487	22.825	19.706	19.956	59.0	9:24.579
10	1:02.621	22.981	19.694	19.946	58.9	10:27.200

31

Muteb ALSAQHAN

SAU

1	1:07.820	26.286	20.525	21.009	54.4	1:07.820
2	1:03.480	23.730	19.749	20.001	58.1	2:11.300
3	1:02.814	22.624	20.222	19.968	58.7	3:14.114
4	1:02.663	22.927	19.778	19.958	58.8	4:16.777
5	1:03.797	22.879	20.509	20.409	57.8	5:20.574
6	1:03.302	23.059	19.853	20.390	58.2	6:23.876
7	1:02.413	22.764	19.766	19.883	59.1	7:26.289
8	1:02.649	22.558	19.860	20.231	58.8	8:28.938
9	1:04.460	23.151	20.256	21.053	57.2	9:33.398
10	1:03.422	23.317	19.800	20.305	58.1	10:36.820

32

Faisal ALHARBI

SAU

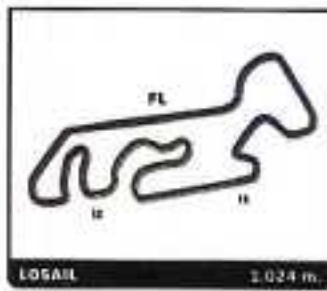
1	1:07.958	25.764	21.508	20.686	54.2	1:07.958
2	1:11.646	31.338	20.121	20.187	51.5	2:19.604
3	1:03.379	23.135	20.025	20.219	58.2	3:22.983
4	1:03.607	23.189	20.135	20.283	58.0	4:26.590
5	1:04.639	23.804	20.296	20.539	57.0	5:31.229
6	1:04.286	23.341	20.499	20.446	57.3	6:35.515
7	1:04.000	23.217	20.316	20.467	57.6	7:39.515
8	1:04.101	23.443	20.027	20.631	57.5	8:43.616
9	1:03.424	23.251	20.071	20.102	58.1	9:47.040
10	1:04.132	23.248	20.493	20.391	57.5	10:51.172

33

Suliman ALROBAYA

SAU

1	1:07.714	25.953	20.433	21.328	54.4	1:07.714
2	1:09.449	28.619	20.342	20.488	53.1	2:17.163



R390 ELITE

MENA Karting Nations Cup 2024

Race 2

Sector Analysis

— Invalidated Lap ■ Personal Best ■ Session Best B Crossing the pit lane


Lap	Time	Sector 1	Sector 2	Sector 3	Kph	Elapsed	Lap	Time	Sector 1	Sector 2	Sector 3	Kph	Elapsed
3	1:03.915	23.301	19.808	20.806	57.7	3:21.078							
4	1:04.305	23.417	20.389	20.499	57.3	4:25.383							
5	1:03.397	23.386	19.845	20.166	58.1	5:28.780							
6	1:03.714	23.385	20.048	20.281	57.9	6:32.494							
7	1:03.589	23.239	20.011	20.339	58.0	7:36.083							
8	1:03.520	23.369	19.920	20.231	58.0	8:39.603							
9	1:03.722	23.392	19.865	20.465	57.9	9:43.325							
10	1:03.954	23.672	20.009	20.273	57.6	10:47.279							

34 Abdulaziz ABOALNAJA SAU

1	1:09.384	26.876	20.600	21.908	53.1	1:09.384
2	1:05.280	23.994	20.562	20.724	56.5	2:14.664
3	1:04.142	23.468	20.535	20.139	57.5	3:18.806
4	1:03.903	23.412	20.143	20.348	57.7	4:22.709
5	1:04.459	23.600	20.298	20.561	57.2	5:27.168
6	1:04.322	24.091	19.993	20.238	57.3	6:31.490
7	1:03.856	23.308	20.129	20.419	57.7	7:35.346
8	1:03.456	23.268	19.980	20.208	58.1	8:38.802
9	1:04.805	23.159	20.132	21.514	56.9	9:43.607
10	1:04.263	23.842	20.038	20.383	57.4	10:47.870

36 Ainas ABTINI SYR

1	1:10.024	28.648	20.716	20.660	52.6	1:10.024
2	1:05.041	23.854	20.268	20.919	56.7	2:15.065
3	1:04.892	23.817	20.330	20.745	56.8	3:19.957
4	1:05.706	24.149	20.915	20.642	56.1	4:25.663
5	1:04.713	23.755	20.244	20.714	57.0	5:30.376
6	1:05.751	24.002	20.475	21.274	56.1	6:36.127
7	1:05.201	24.197	20.416	20.588	56.5	7:41.328
8	1:05.600	23.959	21.005	20.636	56.2	8:46.928
9	1:05.263	24.054	20.489	20.720	56.5	9:52.191
10	1:05.072	24.162	20.157	20.753	56.7	10:57.263



MENA Karting Nations Cup 2024

R390 ELITE

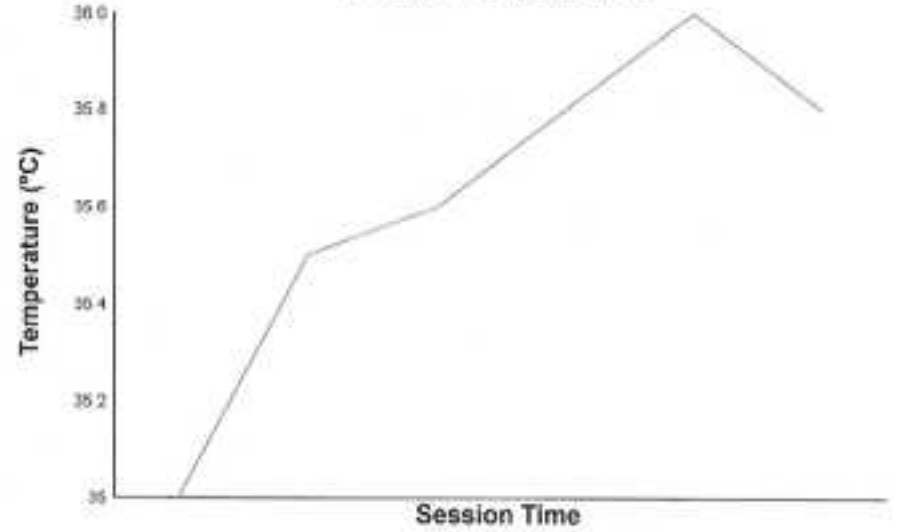
Race 2

Weather Report

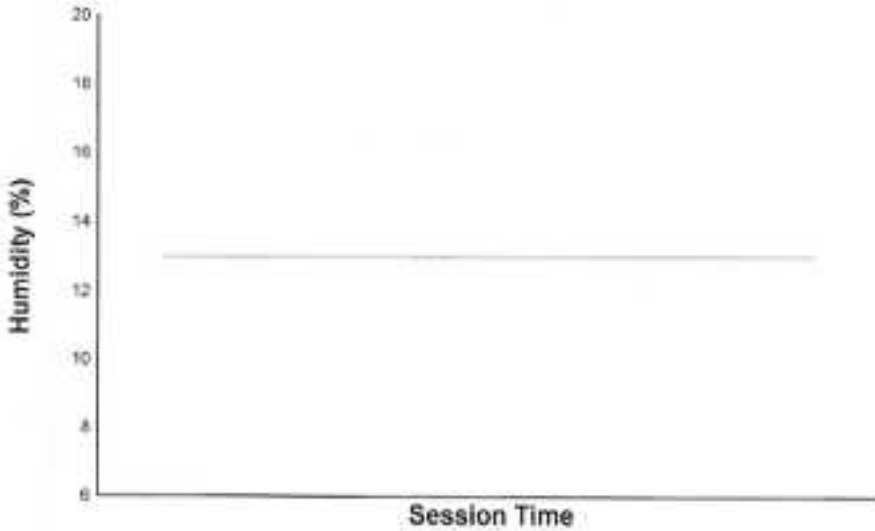
Air Temperature



Track Temperature



Humidity




Pressure



Wind Speed



Wind Direction



Track Status: **DRY**