




# MENA KARTING CHAMPIONSHIP NATIONS CUP



## R390 ELITE MENA Karting Nations Cup 2024 Race 1 (10 Laps, 10.2 km.)

### Provisional Classification

No	Driver	Nat	Team	Car	Cl.	Laps	Total Time	Gap	Kph	Best Lap		
										Lap	Time	Kph
1	11 Matthias NJEIM	LBN			SPRINT	10	10:27.104	-	58.8	7	1:02.243	59.2
2	4 Rashid AL MAMARI	BHR			SPRINT	10	10:30.049	+2.945	58.5	7	1:02.485	59.0
3	38 Humaid AL KETBI	ARE			SPRINT	10	10:30.264	+3.160	58.5	9	1:02.556	58.9
4	39 Wadea ALKHARUSI	OMN			SPRINT	10	10:35.582	+8.478	58.0	10	1:02.897	58.6
5	21 Omar ASWAT	QAT			SPRINT	10	10:36.247	+9.143	57.9	7	1:02.975	58.5
6	17 Mahdi KADIRI	MAR			SPRINT	10	10:38.931	+11.827	57.7	7	1:03.010	58.5
7	37 Hussain MOHAMMED	ARE			SPRINT	10	10:39.262	+12.158	57.7	7	1:03.091	58.4
8	27 Hussain HUSSAIN	QAT			SPRINT	10	10:39.279	+12.175	57.7	7	1:02.943	58.6
9	30 Fahad AL MADHEED	QAT			SPRINT	10	10:44.458	+17.354	57.2	8	1:03.199	58.3
10	40 Wasaif ALKHARUSI	OMN			SPRINT	10	10:45.083	+17.979	57.1	8	1:03.398	58.1
11	10 Lucas GEMAYEL	LBN			SPRINT	10	10:46.778	+19.674	57.0	10	1:03.784	57.8
12	1 Mohamed BAYA	DZA			SPRINT	10	10:49.313	+22.209	56.8	9	1:03.850	57.7
13	35 Ebrahim ELBACHA	SYR			SPRINT	10	10:55.529	+28.425	56.2	8	1:04.340	57.3
14	5 Romy SROUR	LBN			SPRINT	10	11:00.385	+33.281	55.8	6	1:05.001	56.7
15	26 Nuha KHOGALI	QAT			SPRINT	10	11:03.359	+36.255	55.6	8	1:05.209	56.5
16	6 Dany SOLH	LBN			SPRINT	10	11:08.871	+41.767	55.1	8	1:05.927	55.9
17	25 Maria YAZBECK	QAT			SPRINT	10	11:18.168	+51.064	54.4	5	1:04.210	57.4
18	12 Mohamed YEHYA BEDDA	MRT			SPRINT	10	11:19.470	+52.366	54.3	10	1:05.579	56.2
<b>Not Started</b>												
3	Ishak LALAHINE	DZA			SPRINT							
24	Tomas ESTEVEZ	QAT			SPRINT							

<b>Pole Position:</b>	Omar ASWAT	1:02.660	58.8 Kph
<b>Fastest Lap:</b>	Lap7 Matthias NJEIM	1:02.243	59.2 Kph

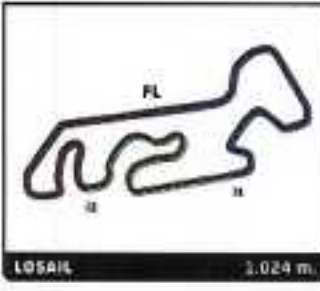
Published at: .....

Track Status: **DRY**

<b>Race Director</b> Mark Horsley 	<b>Timekeeper:</b> Isaac Mulungui 
---	---



# MENA KARTING CHAMPIONSHIP NATIONS CUP

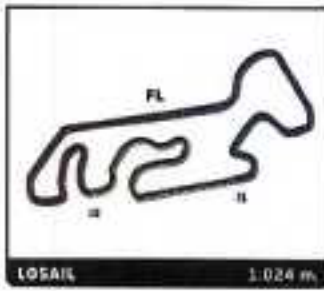


## R390 ELITE MENA Karting Nations Cup 2024 Race 1

### Lap Chart

No	Pos	Grid	Lap										
			1	2	3	4	5	6	7	8	9	10	
21	1	21	38	11	11	11	11	11	11	11	11	11	11
4	2	4	11	38	38	4	4	4	4	4	4	4	4
11	3	11	4	4	4	38	38	38	38	38	38	38	38
38	4	38	21	39	21	39	39	39	39	39	39	39	39
27	5	27	39	21	39	21	21	21	21	21	21	21	21
17	6	17	40	40	40	40	27	27	27	27	27	27	17
40	7	40	27	27	17	17	17	17	17	37	17	37	37
3	8	3	10	17	27	27	37	37	37	17	37	27	27
10	9	10	37	10	37	37	10	10	30	30	30	30	30
39	10	39	17	37	30	10	30	30	40	40	40	40	40
1	11	1	30	30	10	30	40	40	10	10	10	10	10
24	12	24	5	5	1	1	1	1	1	1	1	1	1
37	13	37	26	1	5	5	35	35	35	35	35	35	35
35	14	35	6	26	35	35	5	5	5	5	5	5	5
30	15	30	35	35	26	26	26	26	26	26	26	26	26
25	16	25	1	6	6	6	6	25	25	6	25	6	6
6	17	6	12	12	12	25	25	6	6	25	6	25	25
5	18	5	25	25	25	12	12	12	12	12	12	12	12
26	19	26											
12	20	12											





# R390 ELITE

## MENA Karting Nations Cup 2024

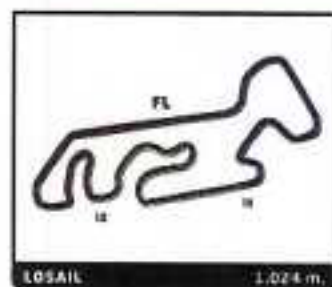
### Race 1

### Best Sector Times

Sector 1			Sector 2			Sector 3			Ideal Lap	Best Lap					
Pos	No	Driver	Time	No	Driver	Time	No	Driver				Time			
1	11	M.NJEIM	22.683	4	R.AL MAMARI	19.579	11	M.NJEIM	19.922	1	11	M.NJEIM	1:02.198	1:02.243	(1)
2	39	W.ALKHARUSI	22.692	11	M.NJEIM	19.593	38	H.AL KETBI	19.976	2	38	H.AL KETBI	1:02.377	1:02.556	(3)
3	4	R.AL MAMARI	22.751	38	H.AL KETBI	19.625	4	R.AL MAMARI	20.048	3	4	R.AL MAMARI	1:02.378	1:02.485	(2)
4	21	O.ASWAT	22.771	27	H.HUSSAIN	19.826	40	W.ALKHARUSI	20.113	4	39	W.ALKHARUSI	1:02.729	1:02.897	(4)
5	38	H.AL KETBI	22.776	39	W.ALKHARUSI	19.889	17	M.KADIRI	20.118	5	27	H.HUSSAIN	1:02.777	1:02.943	(5)
6	27	H.HUSSAIN	22.824	37	H.MOHAMMED	19.890	21	O.ASWAT	20.121	6	21	O.ASWAT	1:02.796	1:02.975	(6)
7	30	F.AL MADHEED	22.852	21	O.ASWAT	19.904	27	H.HUSSAIN	20.127	7	37	H.MOHAMMED	1:02.908	1:03.091	(8)
8	37	H.MOHAMMED	22.881	17	M.KADIRI	19.924	37	H.MOHAMMED	20.137	8	17	M.KADIRI	1:02.950	1:03.010	(7)
9	17	M.KADIRI	22.908	1	M.BAYA	19.953	10	L.GEMAYEL	20.140	9	30	F.AL MADHEED	1:03.051	1:03.199	(9)
10	40	W.ALKHARUSI	22.984	40	W.ALKHARUSI	19.971	39	W.ALKHARUSI	20.148	10	40	W.ALKHARUSI	1:03.068	1:03.398	(10)
11	1	M.BAYA	23.184	35	E.ELBACHA	20.008	30	F.AL MADHEED	20.148	11	1	M.BAYA	1:03.492	1:03.850	(12)
12	10	L.GEMAYEL	23.272	30	F.AL MADHEED	20.051	1	M.BAYA	20.355	12	10	L.GEMAYEL	1:03.545	1:03.784	(11)
13	25	M.YAZBECK	23.380	10	L.GEMAYEL	20.133	35	E.ELBACHA	20.385	13	25	M.YAZBECK	1:04.003	1:04.210	(13)
14	26	N.KHOGALI	23.525	25	M.YAZBECK	20.209	25	M.YAZBECK	20.414	14	35	E.ELBACHA	1:04.303	1:04.340	(14)
15	35	E.ELBACHA	23.910	5	R.SROUR	20.315	5	R.SROUR	20.478	15	26	N.KHOGALI	1:04.424	1:05.209	(16)
16	6	D.SOLH	23.964	26	N.KHOGALI	20.318	26	N.KHOGALI	20.581	16	5	R.SROUR	1:04.796	1:05.001	(15)
17	5	R.SROUR	24.003	12	M.YEHYA BEDDA	20.359	6	D.SOLH	20.667	17	6	D.SOLH	1:05.245	1:05.927	(18)
18	12	M.YEHYA BEDDA	24.096	6	D.SOLH	20.614	12	M.YEHYA BEDDA	20.846	18	12	M.YEHYA BEDDA	1:05.301	1:05.579	(17)



# MENA KARTING CHAMPIONSHIP NATIONS CUP




## R390 ELITE MENA Karting Nations Cup 2024 Race 1

### Analysis by lap

Lapped

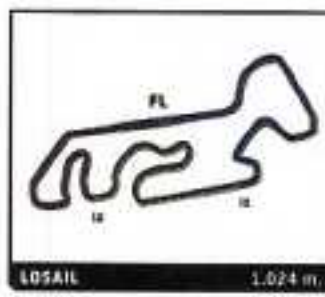
No	Lap Time	Gap	No	Lap Time	Gap	No	Lap Time	Gap	No	Lap Time	Gap
<b>Lap 1</b>			26	1:06.407	12.723	40	1:03.884	12.468	17	1:03.195	10.696
38	1:04.334	0.000	6	1:06.443	14.081	1	1:04.123	16.059	37	1:03.390	10.794
11	1:04.550	0.216	12	1:06.843	16.782	35	1:04.499	18.580	30	1:04.020	15.767
4	1:05.101	0.767	25	1:07.355	17.915	5	1:05.001	19.682	40	1:03.644	15.890
21	1:06.368	2.034	<b>Lap 4</b>			26	1:06.990	23.388	10	1:04.696	18.407
39	1:06.381	2.047	11	1:02.740		25	1:05.027	24.450	1	1:03.850	20.709
40	1:06.615	2.281	4	1:03.193	1.401	6	1:07.044	26.062	35	1:04.941	25.666
27	1:06.800	2.466	38	1:03.566	1.645	12	1:06.579	29.262	5	1:05.689	30.440
10	1:07.240	2.906	39	1:03.384	4.587	<b>Lap 7</b>			26	1:05.480	32.738
37	1:07.506	3.172	21	1:03.764	4.868	11	1:02.243		25	1:04.782	37.303
17	1:07.526	3.192	40	1:04.126	5.795	4	1:02.485	2.032	6	1:06.785	37.730
30	1:07.912	3.578	17	1:03.969	5.974	38	1:02.567	2.310	12	1:07.016	49.304
5	1:09.211	4.877	27	1:04.113	6.253	39	1:03.176	6.759	<b>Lap 10</b>		
26	1:09.741	5.407	37	1:03.368	6.353	21	1:02.975	7.066	11	1:02.517	
6	1:10.454	6.120	10	1:03.852	7.518	27	1:02.943	8.455	4	1:02.756	2.945
35	1:10.674	6.340	30	1:04.238	7.900	17	1:03.010	8.721	38	1:02.793	3.160
1	1:10.824	6.490	1	1:04.649	12.669	37	1:03.091	9.030	39	1:02.897	8.478
12	1:13.375	9.041	5	1:05.670	14.052	30	1:03.331	13.332	21	1:03.147	9.143
25	1:14.979	10.645	35	1:05.505	14.177	40	1:03.407	13.632	17	1:03.648	11.827
<b>Lap 2</b>			26	1:05.261	15.244	10	1:04.601	14.449	37	1:03.881	12.158
11	1:02.916		6	1:06.099	17.440	1	1:03.894	17.710	27	1:04.229	12.175
38	1:03.494	0.362	25	1:04.978	20.153	35	1:04.832	21.169	30	1:04.104	17.354
4	1:02.879	0.514	12	1:07.010	21.052	5	1:05.701	23.140	40	1:04.606	17.979
39	1:03.287	2.202	<b>Lap 5</b>			26	1:05.688	26.833	10	1:03.784	19.674
21	1:03.503	2.405	11	1:02.485		25	1:05.026	27.233	1	1:04.017	22.209
40	1:03.869	3.018	4	1:02.669	1.585	6	1:05.983	29.802	35	1:05.276	28.425
27	1:03.908	3.242	38	1:02.689	1.849	12	1:12.506	39.525	5	1:05.358	33.281
17	1:03.597	3.657	39	1:03.269	5.371	<b>Lap 8</b>			26	1:06.034	36.255
10	1:04.436	4.210	21	1:03.114	5.497	11	1:02.360		6	1:06.554	41.767
37	1:04.611	4.651	27	1:03.375	7.143	4	1:02.808	2.480	25	1:16.278	51.064
30	1:04.488	4.934	17	1:03.873	7.362	38	1:02.802	2.752	12	1:05.579	52.366
5	1:05.835	7.580	37	1:03.619	7.487	39	1:02.952	7.351			
1	1:04.906	8.264	10	1:04.731	9.764	21	1:03.074	7.780			
26	1:06.455	8.730	30	1:04.607	10.022	27	1:03.366	9.461			
35	1:05.589	8.797	40	1:07.729	11.039	37	1:03.158	9.828			
6	1:07.064	10.052	1	1:04.207	14.391	17	1:03.564	9.925			
12	1:06.444	12.353	35	1:04.844	16.536	30	1:03.199	14.171			
25	1:05.461	12.974	5	1:05.569	17.136	40	1:03.398	14.670			
<b>Lap 3</b>			26	1:06.094	18.853	10	1:04.046	16.135			
11	1:02.414		6	1:06.518	21.473	1	1:03.933	19.283			
38	1:02.871	0.819	25	1:04.210	21.878	35	1:04.340	23.149			
4	1:02.848	0.948	12	1:06.571	25.138	5	1:06.395	27.175			
21	1:03.853	3.844	<b>Lap 6</b>			26	1:05.209	29.682			
39	1:04.155	3.943	11	1:02.455		6	1:05.927	33.369			
40	1:03.805	4.409	4	1:02.660	1.790	25	1:10.072	34.945			
17	1:03.502	4.745	38	1:02.592	1.986	12	1:07.547	44.712			
27	1:04.052	4.880	39	1:02.910	5.826	<b>Lap 9</b>					
37	1:03.488	5.725	21	1:03.292	6.334	11	1:02.424				
30	1:03.882	6.402	27	1:03.067	7.755	4	1:02.650	2.706			
10	1:04.610	6.406	17	1:03.047	7.954	38	1:02.556	2.884			
1	1:04.910	10.760	37	1:03.150	8.182	39	1:03.171	8.098			
5	1:05.956	11.122	10	1:04.782	12.091	21	1:03.157	8.513			
35	1:05.029	11.412	30	1:04.677	12.244	27	1:03.426	10.463			



**R390 ELITE**  
 MENA Karting Nations Cup 2024  
 Race 1

Fastest Lap Sequence

Elapsed	No Driver	Team	Car	Class	Time	Kph	Lap
2:07.466	11 Matthias NJEIM			SPRINT	1:02.916	58.6	2
2:07.980	4 Rashid AL MAMARI			SPRINT	1:02.879	58.6	2
3:09.880	11 Matthias NJEIM			SPRINT	1:02.414	59.1	3
7:19.803	11 Matthias NJEIM			SPRINT	1:02.243	59.2	7



# R390 ELITE

## MENA Karting Nations Cup 2024


### Race 1

### Sector Analysis

— Invalidated Lap    ■ Personal Best    ■ Session Best    ■ Crossing the pit lane

Lap	Time	Sector 1	Sector 2	Sector 3	Kph	Elapsed	Lap	Time	Sector 1	Sector 2	Sector 3	Kph	Elapsed
<b>1</b> Mohamed BAYA (DZA)							3	1:04.610	23.272	20.650	20.688	57.1	3:16.286
1	1:10.824	26.949	23.511	20.364	52.1	1:10.824	4	1:03.852	23.313	20.297	20.242	57.7	4:20.138
2	1:04.906	24.209	20.205	20.492	56.8	2:15.730	5	1:04.731	23.767	20.438	20.526	56.9	5:24.869
3	1:04.910	23.836	20.535	20.539	56.8	3:20.640	6	1:04.782	24.027	20.400	20.355	56.9	6:29.651
4	1:04.649	23.575	20.651	20.423	57.0	4:25.289	7	1:04.601	24.169	20.170	20.262	57.1	7:34.252
5	1:04.207	23.306	20.359	20.542	57.4	5:29.496	8	1:04.046	23.595	20.137	20.314	57.6	8:38.298
6	1:04.123	23.184	20.145	20.794	57.5	6:33.619	9	1:04.696	23.895	20.469	20.332	57.0	9:42.994
7	1:03.894	23.372	20.167	20.355	57.7	7:37.513	10	1:03.784	23.511	20.133	20.140	57.8	10:46.778
8	1:03.933	23.323	20.043	20.567	57.7	8:41.446							
9	1:03.850	23.387	19.953	20.510	57.7	9:45.296							
10	1:04.017	23.315	20.161	20.541	57.6	10:49.313							
<b>4</b> Rashid AL MAMARI (BHR)													
1	1:05.101	24.510	20.431	20.160	56.6	1:05.101							
2	1:02.879	22.948	19.771	20.160	58.6	2:07.980							
3	1:02.848	23.118	19.682	20.048	58.7	3:10.828							
4	1:03.193	23.240	19.854	20.099	58.3	4:14.021							
5	1:02.669	22.847	19.579	20.243	58.8	5:16.690							
6	1:02.660	22.977	19.598	20.085	58.8	6:19.350							
7	1:02.485	22.788	19.629	20.068	59.0	7:21.835							
8	1:02.808	22.951	19.761	20.096	58.7	8:24.643							
9	1:02.650	22.878	19.693	20.079	58.8	9:27.293							
10	1:02.756	22.751	19.794	20.211	58.7	10:30.049							
<b>5</b> Romy SROUR (LBN)													
1	1:09.211	27.513	21.057	20.641	53.3	1:09.211							
2	1:05.835	24.263	20.722	20.850	56.0	2:15.046							
3	1:05.956	24.496	20.763	20.697	55.9	3:21.002							
4	1:05.670	24.145	20.623	20.902	56.1	4:26.672							
5	1:05.569	24.652	20.315	20.602	56.2	5:32.241							
6	1:05.001	24.003	20.520	20.478	56.7	6:37.242							
7	1:05.701	24.158	20.597	20.946	56.1	7:42.943							
8	1:06.395	24.504	20.584	21.307	55.5	8:49.338							
9	1:05.689	24.285	20.616	20.788	56.1	9:55.027							
10	1:05.358	24.021	20.547	20.790	56.4	11:00.385							
<b>6</b> Dany SOLH (LBN)													
1	1:10.454	27.913	21.726	20.815	52.3	1:10.454							
2	1:07.064	24.825	21.342	20.897	55.0	2:17.518							
3	1:06.443	24.509	20.964	20.970	55.5	3:23.961							
4	1:06.099	24.126	20.921	21.052	55.8	4:30.060							
5	1:06.518	24.405	21.020	21.093	55.4	5:36.578							
6	1:07.044	24.157	21.527	21.360	55.0	6:43.622							
7	1:05.983	23.964	21.352	20.667	55.9	7:49.605							
8	1:05.927	24.010	21.151	20.766	55.9	8:55.532							
9	1:06.785	24.285	21.217	21.283	55.2	10:02.317							
10	1:06.554	24.988	20.614	20.952	55.4	11:08.871							
<b>10</b> Lucas GEMAYEL (LBN)													
1	1:07.240	25.862	20.321	21.057	54.8	1:07.240							
2	1:04.436	23.495	20.489	20.452	57.2	2:11.676							
<b>11</b> Matthias NJEIM (LBN)													
1	1:04.550	24.674	19.901	19.975	57.1	1:04.550							
2	1:02.916	22.996	19.793	20.127	58.6	2:07.466							
3	1:02.414	22.759	19.705	19.950	59.1	3:09.880							
4	1:02.740	22.906	19.743	20.091	58.8	4:12.620							
5	1:02.485	22.822	19.624	20.039	59.0	5:15.105							
6	1:02.455	22.883	19.619	19.953	59.0	6:17.560							
7	1:02.243	22.728	19.593	19.922	59.2	7:19.803							
8	1:02.360	22.683	19.703	19.974	59.1	8:22.163							
9	1:02.424	22.781	19.672	19.971	59.1	9:24.587							
10	1:02.517	22.892	19.639	19.986	59.0	10:27.104							
<b>12</b> Mohamed YEHYA BEDDA (MRT)													
1	1:13.375	28.155	22.790	22.430	50.2	1:13.375							
2	1:06.444	24.349	21.249	20.846	55.5	2:19.819							
3	1:06.843	24.665	20.359	21.819	55.2	3:26.662							
4	1:07.010	25.461	20.601	20.948	55.0	4:33.672							
5	1:06.571	24.463	20.917	21.191	55.4	5:40.243							
6	1:06.579	24.284	21.067	21.228	55.4	6:46.822							
7	1:12.506	29.092	22.408	21.006	50.8	7:59.328							
8	1:07.547	24.716	21.610	21.221	54.6	9:06.875							
9	1:07.016	24.096	21.399	21.521	55.0	10:13.891							
10	1:05.579	24.113	20.617	20.849	56.2	11:19.470							
<b>17</b> Mahdi KADIRI (MAR)													
1	1:07.526	26.494	20.284	20.748	54.6	1:07.526							
2	1:03.597	23.372	19.996	20.229	58.0	2:11.123							
3	1:03.502	23.070	20.201	20.231	58.1	3:14.625							
4	1:03.969	23.257	20.163	20.549	57.6	4:18.594							
5	1:03.873	23.160	20.321	20.392	57.7	5:22.467							
6	1:03.047	22.940	19.942	20.165	58.5	6:25.514							
7	1:03.010	22.908	19.955	20.147	58.5	7:28.524							
8	1:03.564	23.360	20.013	20.191	58.0	8:32.088							
9	1:03.195	23.082	19.995	20.118	58.3	9:35.283							
10	1:03.648	22.936	19.924	20.788	57.9	10:38.931							
<b>21</b> Omar ASWAT (QAT)													
1	1:06.368	23.838	21.763	20.767	55.5	1:06.368							
2	1:03.503	23.161	19.904	20.438	58.1	2:09.871							
3	1:03.853	23.104	20.392	20.357	57.7	3:13.724							
4	1:03.764	22.969	20.565	20.230	57.8	4:17.488							
5	1:03.114	22.859	19.934	20.321	58.4	5:20.602							
6	1:03.292	23.108	20.006	20.178	58.2	6:23.894							
7	1:02.975	22.771	19.978	20.226	58.5	7:26.869							





# R390 ELITE

## MENA Karting Nations Cup 2024

### Race 1

### Sector Analysis

Invalidated Lap    Personal Best    Session Best    Crossing the pit lane

Lap	Time	Sector 1	Sector 2	Sector 3	Kph	Elapsed
8	1:03.074	22.847	20.011	20.216	58.4	8:29.943
9	1:03.157	23.022	19.985	20.150	58.4	9:33.100
10	1:03.147	22.985	20.041	<b>20.121</b>	58.4	10:36.247

#### 25 Maria YAZBECK QAT

1	1:14.979	26.986	23.579	24.414	49.2	1:14.979
2	1:05.461	24.257	20.698	20.506	56.3	2:20.440
3	1:07.355	23.693	23.070	20.592	54.7	3:27.795
4	1:04.978	23.728	20.348	20.902	56.7	4:32.773
5	<b>1:04.210</b>	<b>23.380</b>	<b>20.209</b>	20.621	57.4	5:36.983
6	1:05.027	23.956	20.461	20.610	56.7	6:42.010
7	1:05.026	24.100	20.512	<b>20.414</b>	56.7	7:47.036
8	1:10.072	28.330	20.616	21.126	52.6	8:57.108
9	1:04.782	23.565	20.606	20.611	56.9	10:01.890
10	1:16.278	34.308	21.091	20.879	48.3	11:18.168

#### 26 Nuha KHOGALI QAT

1	1:09.741	27.919	21.241	<b>20.581</b>	52.9	1:09.741
2	1:06.455	24.392	20.804	21.259	55.5	2:16.196
3	1:06.407	24.816	20.835	20.756	55.5	3:22.603
4	1:05.261	23.890	<b>20.318</b>	21.053	56.5	4:27.864
5	1:06.094	23.963	21.032	21.099	55.8	5:33.958
6	1:06.990	24.949	20.545	21.496	55.0	6:40.948
7	1:05.688	23.799	20.587	21.302	56.1	7:46.636
8	<b>1:05.209</b>	<b>23.525</b>	20.797	20.887	56.5	8:51.845
9	1:05.480	23.966	20.596	20.918	56.3	9:57.325
10	1:06.034	24.128	20.576	21.330	55.8	11:03.359

#### 27 Hussen HUSSAIN QAT

1	1:06.800	25.195	20.370	21.235	55.2	1:06.800
2	1:03.908	23.207	20.127	20.574	57.7	2:10.708
3	1:04.052	23.197	20.728	<b>20.127</b>	57.6	3:14.760
4	1:04.113	23.282	20.235	20.596	57.5	4:18.873
5	1:03.375	23.042	19.928	20.405	58.2	5:22.248
6	1:03.067	23.021	<b>19.826</b>	20.220	58.5	6:25.315
7	<b>1:02.943</b>	<b>22.824</b>	19.910	20.209	58.6	7:28.258
8	1:03.366	23.110	20.033	20.223	58.2	8:31.624
9	1:03.426	22.998	19.968	20.460	58.1	9:35.050
10	1:04.229	22.945	20.327	20.957	57.4	10:39.279

#### 30 Fahad AL MADHEED QAT

1	1:07.912	26.727	20.926	20.259	54.3	1:07.912
2	1:04.488	23.571	20.090	20.827	57.2	2:12.400
3	1:03.882	23.054	20.344	20.484	57.7	3:16.282
4	1:04.238	23.579	20.433	20.226	57.4	4:20.520
5	1:04.607	23.479	20.528	20.600	57.1	5:25.127
6	1:04.677	23.933	20.486	20.258	57.0	6:29.804
7	1:03.331	23.091	20.092	<b>20.148</b>	58.2	7:33.135
8	<b>1:03.199</b>	<b>22.852</b>	<b>20.051</b>	20.296	58.3	8:36.334
9	1:04.020	23.145	20.519	20.356	57.6	9:40.354
10	1:04.104	23.093	20.648	20.363	57.5	10:44.458

#### 35 Ebrahim ELBACHA SYR

1	1:10.674	28.368	21.603	20.703	52.2	1:10.674
2	1:05.589	24.360	20.466	20.763	56.2	2:16.263
3	1:05.029	24.320	20.206	20.503	56.7	3:21.292
4	1:05.505	24.112	20.637	20.756	56.3	4:26.797
5	1:04.844	24.094	20.241	20.509	56.9	5:31.641
6	1:04.499	<b>23.910</b>	20.163	20.426	57.2	6:36.140
7	1:04.832	23.977	20.363	20.492	56.9	7:40.972
8	<b>1:04.340</b>	23.947	<b>20.008</b>	<b>20.385</b>	57.3	8:45.312
9	1:04.941	24.374	20.132	20.435	56.8	9:50.253
10	1:05.276	24.247	20.238	20.791	56.5	10:55.529

#### 37 Hussain MOHAMMED ARE

1	1:07.506	26.636	20.385	20.485	54.6	1:07.506
2	1:04.611	23.680	20.339	20.592	57.1	2:12.117
3	1:03.488	23.099	20.071	20.318	58.1	3:15.605
4	1:03.368	22.998	20.015	20.355	58.2	4:18.973
5	1:03.619	23.124	20.200	20.295	57.9	5:22.592
6	1:03.150	23.123	<b>19.890</b>	<b>20.137</b>	58.4	6:25.742
7	<b>1:03.091</b>	22.968	19.927	20.196	58.4	7:28.833
8	1:03.158	<b>22.881</b>	19.911	20.366	58.4	8:31.991
9	1:03.390	23.000	19.907	20.483	58.2	9:35.381
10	1:03.881	23.134	20.062	20.685	57.7	10:39.262

#### 38 Humaid AL KETBI ARE


1	1:04.334	23.995	20.141	20.198	57.3	1:04.334
2	1:03.494	23.446	19.823	20.225	58.1	2:07.828
3	1:02.871	23.050	19.702	20.119	58.6	3:10.699
4	1:03.566	23.180	20.267	20.119	58.0	4:14.265
5	1:02.689	22.895	19.745	20.049	58.8	5:16.954
6	1:02.592	22.963	<b>19.625</b>	20.004	58.9	6:19.546
7	1:02.567	22.812	19.740	20.015	58.9	7:22.113
8	1:02.802	22.960	19.740	20.102	58.7	8:24.915
9	<b>1:02.556</b>	22.846	19.734	<b>19.976</b>	58.9	9:27.471
10	1:02.793	<b>22.776</b>	19.805	20.212	58.7	10:30.264

#### 39 Wadea ALKHARUSI OMN

1	1:06.381	24.864	20.872	20.645	55.5	1:06.381
2	1:03.287	22.734	19.967	20.586	58.2	2:09.668
3	1:04.155	23.593	20.376	20.186	57.5	3:13.823
4	1:03.384	23.104	20.080	20.200	58.2	4:17.207
5	1:03.269	22.842	19.983	20.444	58.3	5:20.476
6	1:02.910	22.764	19.932	20.214	58.6	6:23.386
7	1:03.176	22.877	20.151	<b>20.148</b>	58.4	7:26.562
8	1:02.952	<b>22.692</b>	19.983	20.277	58.6	8:29.514
9	1:03.171	22.870	20.048	20.253	58.4	9:32.685
10	<b>1:02.897</b>	22.792	<b>19.889</b>	20.216	58.6	10:35.582

#### 40 Wassif ALKHARUSI OMN

1	1:06.615	25.612	20.337	20.666	55.3	1:06.615
2	1:03.869	23.187	<b>19.971</b>	20.711	57.7	2:10.484



# R390 ELITE

## MENA Karting Nations Cup 2024

### Race 1

### Sector Analysis


— Invalidated Lap    
 ■ Personal Best    
 ■ Session Best    
 B Crossing the pit lane

Lap	Time	Sector 1	Sector 2	Sector 3	Kph	Elapsed	Lap	Time	Sector 1	Sector 2	Sector 3	Kph	Elapsed
3	1:03.805	23.280	20.282	20.243	57.8	3:14.289							
4	1:04.126	23.316	20.020	20.790	57.5	4:18.415							
5	1:07.729	23.013	24.443	20.273	54.4	5:26.144							
6	1:03.884	22.984	20.401	20.499	57.7	6:30.028							
7	1:03.407	23.297	19.972	20.138	58.1	7:33.435							
8	1:03.398	23.238	20.047	20.113	58.1	8:36.833							
9	1:03.644	23.024	20.462	20.158	57.9	9:40.477							
10	1:04.606	23.120	21.275	20.211	57.1	10:45.083							





# MENA KARTING CHAMPIONSHIP NATIONS CUP

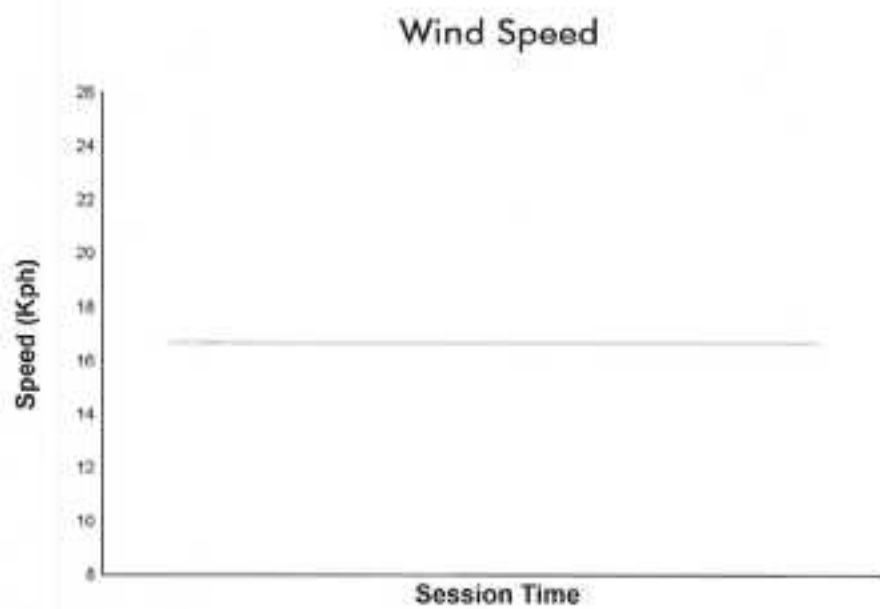
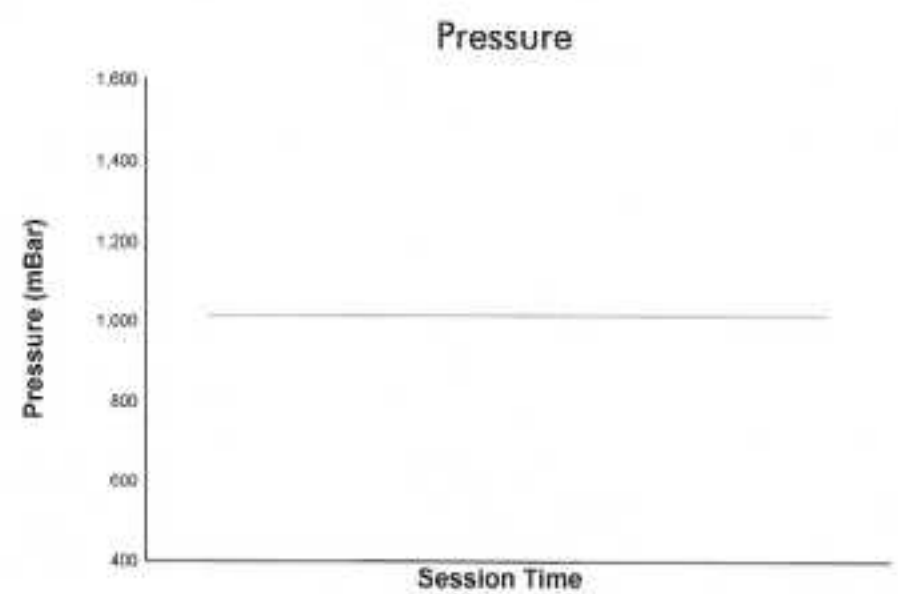
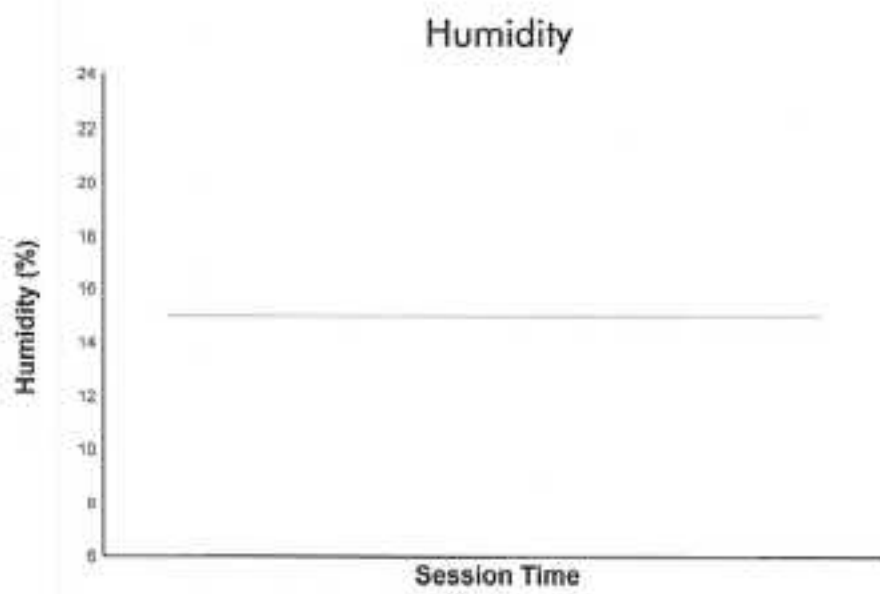
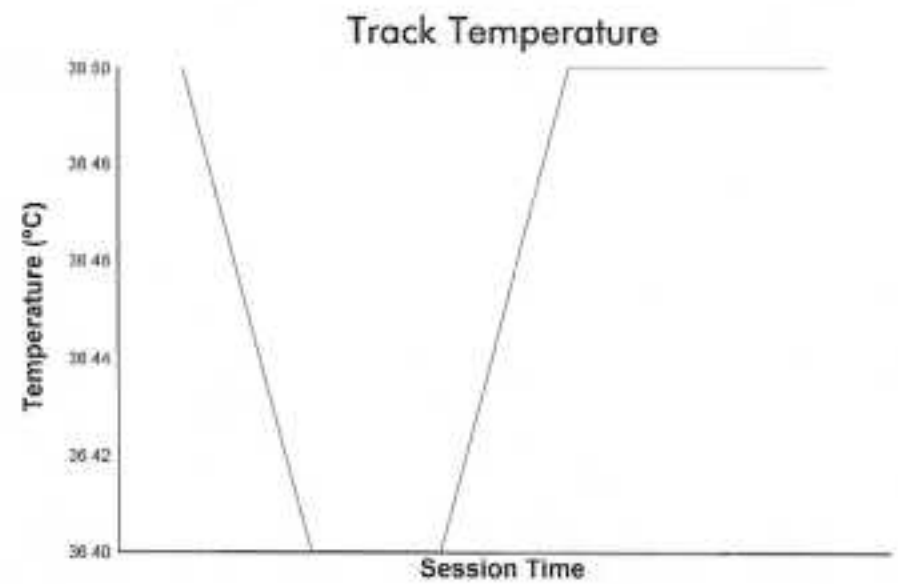
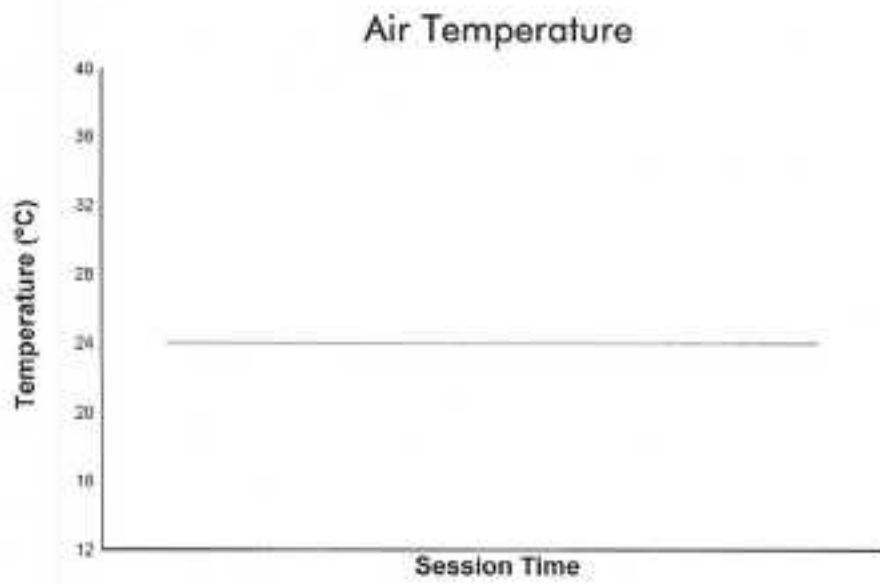


## MENA Karting Nations Cup 2024

R390 ELITE

Race 1

### Weather Report



Track Status: **DRY**