

R390 ELITE

MENA Karting Nations Cup 2024

Pre-Qualifying 2

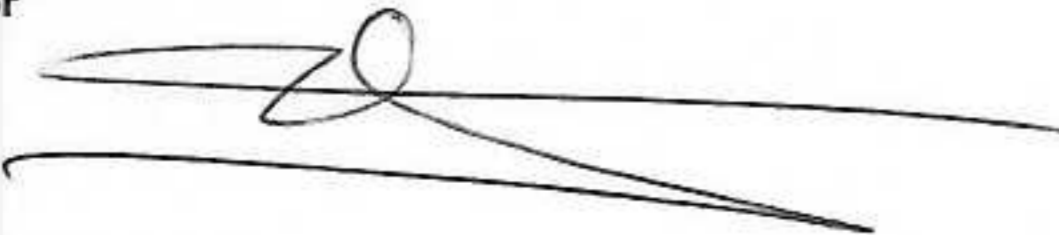

Provisional Classification


No	Driver	Nat	Team	Car	Cl.	Time	Lap	Total	Gap	Kph
1	21 Omar ASWAT	QAT			SPRINT	1:02.660	6	9	-	58.8
2	15 Tarik ALMOU	MAR			SPRINT	1:02.794	9	9	+0.134	58.7
3	11 Matthias NJEIM	LBN			SPRINT	1:02.822	7	10	+0.162	58.7
4	19 Ahmed ERQUIZI	MAR			SPRINT	1:02.837	7	9	+0.177	58.7
5	38 Humaid AL KETBI	ARE			SPRINT	1:02.928	9	9	+0.268	58.6
6	28 Khalid AL MARAGHI	QAT			SPRINT	1:03.050	5	9	+0.390	58.5
7	3 Ishak LALAHINE	DZA			SPRINT	1:03.279	4	10	+0.619	58.3
8	16 Ilies FOUQUET	MAR			SPRINT	1:03.423	9	9	+0.763	58.1
9	39 Wadea ALKHARUSI	OMN			SPRINT	1:03.653	6	9	+0.993	57.9
10	24 Tomas ESTEVEZ	QAT			SPRINT	1:03.748	7	9	+1.088	57.8
11	31 Muteb ALSAQHAN	SAU			SPRINT	1:03.781	8	9	+1.121	57.8
12	37 Hussain MOHAMMED	ARE			SPRINT	1:03.802	8	9	+1.142	57.8
13	22 Zaid AL BANY	QAT			SPRINT	1:04.083	3	9	+1.423	57.5
14	34 Abdulaziz ABOALNAJA	SAU			SPRINT	1:04.508	5	9	+1.848	57.1
15	25 Maria YAZBECK	QAT			SPRINT	1:04.767	8	9	+2.107	56.9
16	14 Gabriel AL BADAWI	LBN			SPRINT	1:04.994	8	9	+2.334	56.7
17	6 Dany SOLH	LBN			SPRINT	1:05.160	5	9	+2.500	56.6
18	2 Sarah Mouaki BENANI	DZA			SPRINT	1:05.389	4	9	+2.729	56.4
19	12 Mohamed YEHYA BEDDA	MRT			SPRINT	1:05.708	4	9	+3.048	56.1
20	13 Mohamed MAHMOUD BEHNAME	MRT			SPRINT	1:06.426	9	9	+3.766	55.5

Fastest Lap: Lap 6 | Omar ASWAT | 1:02.660 | 58.8 Kph

Published at: 11:05

Track Status: **DRY**

Race Director Mark Horsley 	Timekeeper: Isaac Mulungui 
--	---




R390 ELITE

MENA Karting Nations Cup 2024

Pre-Qualifying 2

Best Sector Times

Sector 1			Sector 2			Sector 3			Ideal Lap	Best Lap	
Pos	No	Driver	Time	No	Driver	Time	Pos	No			Driver
1	19	A.ERQUIZI	22.742	15	T.ALMOU	19.641	21	O.ASWAT	20.035	1:02.526	1:02.660 (1)
2	21	O.ASWAT	22.817	21	O.ASWAT	19.674	11	M.NJEIM	20.104	1:02.699	1:02.794 (2)
3	15	T.ALMOU	22.883	38	H.AL KETBI	19.712	19	A.ERQUIZI	20.123	1:02.706	1:02.837 (4)
4	28	K.AL MARAGHI	22.885	24	T.ESTEVEZ	19.722	38	H.AL KETBI	20.152	1:02.752	1:02.822 (3)
5	38	H.AL KETBI	22.906	11	M.NJEIM	19.739	16	I.FOUQUET	20.173	1:02.770	1:02.928 (5)
6	11	M.NJEIM	22.909	16	I.FOUQUET	19.747	15	T.ALMOU	20.175	1:02.884	1:03.423 (8)
7	16	I.FOUQUET	22.964	19	A.ERQUIZI	19.841	3	I.LALAHINE	20.193	1:02.966	1:03.050 (6)
8	3	I.LALAHINE	23.030	28	K.AL MARAGHI	19.848	39	W.ALKHARUSI	20.230	1:03.100	1:03.279 (7)
9	31	M.ALSAQHAN	23.053	37	H.MOHAMMED	19.860	28	K.AL MARAGHI	20.233	1:03.125	1:03.748 (10)
10	24	T.ESTEVEZ	23.054	3	I.LALAHINE	19.877	31	M.ALSAQHAN	20.326	1:03.413	1:03.781 (11)
11	39	W.ALKHARUSI	23.104	31	M.ALSAQHAN	20.034	24	T.ESTEVEZ	20.349	1:03.422	1:03.653 (9)
12	37	H.MOHAMMED	23.198	39	W.ALKHARUSI	20.088	37	H.MOHAMMED	20.461	1:03.519	1:03.802 (12)
13	22	Z.AL BANY	23.302	34	A.ABOALNAJA	20.151	14	G.AL BADAWI	20.467	1:03.927	1:04.083 (13)
14	34	A.ABOALNAJA	23.449	22	Z.AL BANY	20.152	22	Z.AL BANY	20.473	1:04.077	1:04.508 (14)
15	12	M.YEHYA BEDDA	23.470	25	M.YAZBECK	20.313	25	M.YAZBECK	20.473	1:04.359	1:04.767 (15)
16	14	G.AL BADAWI	23.516	2	S.BENANI	20.404	34	A.ABOALNAJA	20.477	1:04.470	1:05.708 (19)
17	6	D.SOLH	23.537	12	M.YEHYA BEDDA	20.491	6	D.SOLH	20.494	1:04.535	1:04.994 (16)
18	25	M.YAZBECK	23.573	14	G.AL BADAWI	20.552	12	M.YEHYA BEDDA	20.509	1:04.605	1:05.160 (17)
19	2	S.BENANI	23.603	6	D.SOLH	20.574	2	S.BENANI	20.804	1:04.811	1:05.389 (18)
20	13	M.MAHMOUD BEHNASS	24.328	13	M.MAHMOUD BEHNASS	20.830	13	M.MAHMOUD BEHNASS	21.154	1:06.312	1:06.426 (20)



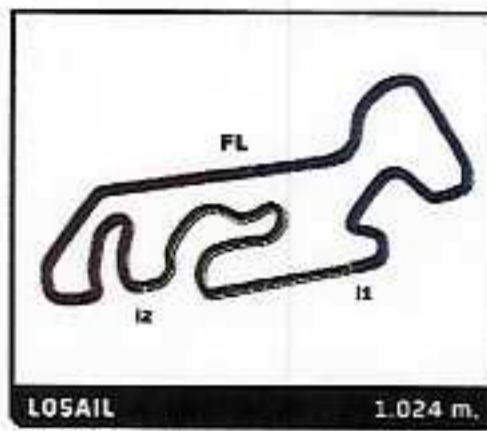
R390 ELITE
MENA Karting Nations Cup 2024
Pre-Qualifying 2

Fastest Lap Sequence

Elapsed	No Driver	Team	Car	Class	Time	Kph	Lap
2:29.829	11 Matthias NJEIM			SPRINT	1:02.976	58.5	2
2:42.865	38 Humaid AL KETBI			SPRINT	1:02.945	58.6	2
3:32.717	11 Matthias NJEIM			SPRINT	1:02.888	58.6	3
5:38.495	11 Matthias NJEIM			SPRINT	1:02.871	58.6	5
6:51.411	21 Omar ASWAT			SPRINT	1:02.660	58.8	6



MENA KARTING CHAMPIONSHIP NATIONS CUP



R390 ELITE MENA Karting Nations Cup 2024 Pre-Qualifying 2

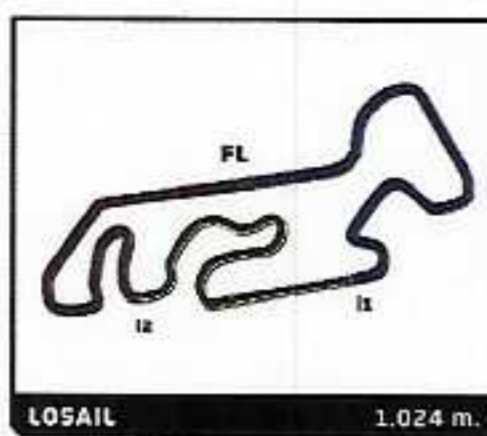
Sector Analysis

— Invalidated Lap ■ Personal Best ■ Session Best B Crossing the pit lane

Lap	Time	Sector 1	Sector 2	Sector 3	Kph	Elapsed	Lap	Time	Sector 1	Sector 2	Sector 3	Kph	Elapsed
2 Sarah Mouaki BENANI DZA							5	1:06.586	24.112	21.810	20.664	55.4	5:56.471
1	1:28.282	46.806	20.672	20.804	41.8	1:28.282	6	1:06.640	24.214	20.787	21.639	55.3	7:03.111
2	1:05.811	23.603	20.739	21.469	56.0	2:34.093	7	1:07.290	24.577	21.060	21.653	54.8	8:10.401
3	1:07.176	24.976	21.242	20.958	54.9	3:41.269	8	1:06.162	24.404	21.249	20.509	55.7	9:16.563
4	1:05.389	23.707	20.404	21.278	56.4	4:46.658	9	1:05.738	24.076	20.491	21.171	56.1	10:22.301
5	1:06.390	23.814	20.975	21.601	55.5	5:53.048							
6	1:07.074	24.343	21.297	21.434	55.0	7:00.122							
7	1:07.342	25.354	20.817	21.171	54.7	8:07.464							
8	1:05.441	23.743	20.647	21.051	56.3	9:12.905							
9	1:07.630	25.129	21.640	20.861	54.5	10:20.535							
3 Ishak LALAHINE DZA													
1	1:26.521	46.295	19.992	20.234	42.6	1:26.521							
2	1:03.542	23.226	20.123	20.193	58.0	2:30.063							
3	1:03.369	23.205	19.877	20.287	58.2	3:33.432							
4	1:03.279	23.074	19.924	20.281	58.3	4:36.711							
5	1:03.786	23.192	20.288	20.306	57.8	5:40.497							
6	1:03.302	23.030	20.057	20.215	58.2	6:43.799							
7	1:03.454	23.062	20.175	20.217	58.1	7:47.253							
8	1:04.318	23.427	20.623	20.268	57.3	8:51.571							
9	1:03.495	23.126	20.142	20.227	58.1	9:55.066							
10	1:03.655	23.090	20.189	20.376	57.9	10:58.721							
6 Dany SOLH LBN													
1	1:29.226	47.323	21.322	20.581	41.3	1:29.226							
2	1:05.525	23.974	20.827	20.724	56.3	2:34.751							
3	1:07.971	24.066	21.203	22.702	54.2	3:42.722							
4	1:05.849	23.537	21.180	21.132	56.0	4:48.571							
5	1:05.160	23.590	20.574	20.996	56.6	5:53.731							
6	1:08.535	23.816	21.515	23.204	53.8	7:02.266							
7	1:05.696	24.225	20.740	20.731	56.1	8:07.962							
8	1:05.597	24.234	20.869	20.494	56.2	9:13.559							
9	1:07.435	24.877	21.828	20.730	54.7	10:20.994							
11 Matthias NJEIM LBN													
1	1:26.853	46.980	19.768	20.105	42.4	1:26.853							
2	1:02.976	23.031	19.739	20.206	58.5	2:29.829							
3	1:02.888	22.939	19.780	20.169	58.6	3:32.717							
4	1:02.907	22.929	19.826	20.152	58.6	4:35.624							
5	1:02.871	22.947	19.763	20.161	58.6	5:38.495							
6	1:02.937	22.945	19.780	20.212	58.6	6:41.432							
7	1:02.822	22.918	19.758	20.146	58.7	7:44.254							
8	1:03.121	22.998	19.879	20.244	58.4	8:47.375							
9	1:02.912	22.923	19.885	20.104	58.6	9:50.287							
10	1:02.824	22.909	19.771	20.144	58.7	10:53.111							
12 Mohamed YEHYA BEDDA MRT													
1	1:29.949	47.857	21.199	20.893	41.0	1:29.949							
2	1:07.714	24.625	21.239	21.850	54.4	2:37.663							
3	1:06.514	24.179	20.631	21.704	55.4	3:44.177							
4	1:05.708	23.470	21.201	21.037	56.1	4:49.885							
13 Mohamed MAHMOUD BEHNASS MRT													
1	1:31.034	48.302	21.249	21.483	40.5	1:31.034							
2	1:08.452	24.891	21.538	22.023	53.9	2:39.486							
3	1:18.919	25.050	31.698	22.171	46.7	3:58.405							
4	1:07.954	24.741	21.371	21.842	54.2	5:06.359							
5	1:07.641	25.264	21.093	21.284	54.5	6:14.000							
6	1:06.799	24.544	21.101	21.154	55.2	7:20.799							
7	1:07.663	24.982	20.931	21.750	54.5	8:28.462							
8	1:07.137	24.444	21.113	21.580	54.9	9:35.599							
9	1:06.426	24.328	20.830	21.268	55.5	10:42.025							
14 Gabriel AL BADAWI LBN													
1	1:30.279	48.473	20.782	21.024	40.8	1:30.279							
2	1:08.701	26.444	20.951	21.306	53.7	2:38.980							
3	1:05.589	23.516	21.252	20.821	56.2	3:44.569							
4	1:06.353	23.749	20.999	21.605	55.6	4:50.922							
5	1:06.520	24.505	20.639	21.376	55.4	5:57.442							
6	1:05.723	24.283	20.730	20.710	56.1	7:03.165							
7	1:11.407	30.023	20.552	20.832	51.6	8:14.572							
8	1:04.994	23.919	20.608	20.467	56.7	9:19.566							
9	1:05.617	23.710	20.688	21.219	56.2	10:25.183							
15 Tarik ALMOU MAR													
1	1:33.201	52.962	19.735	20.504	39.6	1:33.201							
2	1:03.492	23.200	19.991	20.301	58.1	2:36.693							
3	1:04.139	23.366	20.095	20.678	57.5	3:40.832							
4	1:03.135	23.092	19.754	20.289	58.4	4:43.967							
5	1:03.406	23.143	19.918	20.345	58.1	5:47.373							
6	1:03.037	23.071	19.641	20.325	58.5	6:50.410							
7	1:03.589	23.257	20.016	20.316	58.0	7:53.999							
8	1:03.722	23.027	19.937	20.758	57.9	8:57.721							
9	1:02.794	22.883	19.736	20.175	58.7	10:00.515							
16 Ilies FOUQUET MAR													
1	1:33.551	53.286	19.747	20.518	39.4	1:33.551							
2	1:03.767	23.163	20.270	20.334	57.8	2:37.318							
3	1:04.584	22.964	20.239	21.381	57.1	3:41.902							
4	1:03.577	23.057	20.162	20.358	58.0	4:45.479							
5	1:03.702	23.109	20.420	20.173	57.9	5:49.181							
6	1:03.508	23.167	19.928	20.413	58.0	6:52.689							
7	1:03.461	23.039	20.099	20.323	58.1	7:56.150							
8	1:03.678	23.198	20.035	20.445	57.9	8:59.828							
9	1:03.423	23.138	20.015	20.270	58.1	10:03.251							
19 Ahmed ERQUIZI MAR													
1	1:37.156	55.640	20.679	20.837	37.9	1:37.156							



MENA KARTING CHAMPIONSHIP NATIONS CUP



R390 ELITE MENA Karting Nations Cup 2024 Pre-Qualifying 2

Sector Analysis

— Invalidated Lap ■ Personal Best ■ Session Best B Crossing the pit lane

Lap	Time	Sector 1	Sector 2	Sector 3	Kph	Elapsed	Lap	Time	Sector 1	Sector 2	Sector 3	Kph	Elapsed
2	1:03.236	23.072	19.983	20.181	58.3	2:40.392							
3	1:06.721	22.898	20.943	22.880	55.3	3:47.113							
4	1:04.604	22.775	21.126	20.703	57.1	4:51.717							
5	1:03.698	22.992	20.262	20.444	57.9	5:55.415							
6	1:03.250	23.039	19.922	20.289	58.3	6:58.665							
7	1:02.837	22.742	19.972	20.123	58.7	8:01.502							
8	1:03.142	23.001	19.878	20.263	58.4	9:04.644							
9	1:02.927	22.912	19.841	20.174	58.6	10:07.571							

21 Omar ASWAT QAT

1	1:34.296	54.362	19.674	20.260	39.1	1:34.296
2	1:03.118	22.926	19.932	20.260	58.4	2:37.414
3	1:04.583	23.753	19.803	21.027	57.1	3:41.997
4	1:03.822	23.150	20.637	20.035	57.8	4:45.819
5	1:02.932	23.029	19.792	20.111	58.6	5:48.751
6	1:02.660	22.817	19.727	20.116	58.8	6:51.411
7	1:02.742	22.909	19.690	20.143	58.8	7:54.153
8	1:03.165	23.014	20.077	20.074	58.4	8:57.318
9	1:02.852	22.884	19.884	20.084	58.7	10:00.170

22 Zaid AL BANY QAT

1	1:36.362	54.998	20.614	20.750	38.3	1:36.362
2	1:05.169	23.715	20.642	20.812	56.6	2:41.531
3	1:04.083	23.458	20.152	20.473	57.5	3:45.614
4	1:05.199	23.414	20.636	21.149	56.5	4:50.813
5	1:05.071	23.510	20.895	20.666	56.7	5:55.884
6	1:04.661	23.302	20.592	20.767	57.0	7:00.545
7	1:05.601	23.810	20.930	20.861	56.2	8:06.146
8	1:04.549	23.486	20.280	20.783	57.1	9:10.695
9	1:04.339	23.443	20.170	20.726	57.3	10:15.034

24 Tomas ESTEVEZ QAT

1	1:35.289	55.155	19.722	20.412	38.7	1:35.289
2	1:04.094	23.471	20.028	20.595	57.5	2:39.383
3	1:04.046	23.403	20.206	20.437	57.6	3:43.429
4	1:04.090	23.144	20.474	20.472	57.5	4:47.519
5	1:03.936	23.331	19.994	20.611	57.7	5:51.455
6	1:03.881	23.204	20.068	20.609	57.7	6:55.336
7	1:03.748	23.054	20.149	20.545	57.8	7:59.084
8	1:03.977	23.137	20.093	20.747	57.6	9:03.061
9	1:03.870	23.642	19.879	20.349	57.7	10:06.931

25 Maria YAZBECK QAT

1	1:38.304	56.978	20.580	20.746	37.5	1:38.304
2	1:09.417	28.505	20.313	20.599	53.1	2:47.721
3	1:05.582	23.676	21.224	20.682	56.2	3:53.303
4	1:05.330	23.612	21.015	20.703	56.4	4:58.633
5	1:05.744	24.554	20.637	20.553	56.1	6:04.377
6	1:05.342	23.818	20.551	20.973	56.4	7:09.719
7	1:06.870	25.390	20.844	20.636	55.1	8:16.589
8	1:04.767	23.573	20.721	20.473	56.9	9:21.356
9	1:05.276	23.928	20.628	20.720	56.5	10:26.632

28 Khalid AL MARAGHI QAT

1	1:46.710	1:03.061	22.642	21.007	34.5	1:46.710
2	1:04.115	23.312	20.347	20.456	57.5	2:50.825
3	1:03.300	22.945	19.953	20.402	58.2	3:54.125
4	1:03.258	22.885	20.062	20.311	58.3	4:57.383
5	1:03.050	22.957	19.848	20.245	58.5	6:00.433
6	1:03.341	22.981	20.032	20.328	58.2	7:03.774
7	1:04.468	23.853	20.382	20.233	57.2	8:08.242
8	1:03.668	23.203	20.096	20.369	57.9	9:11.910
9	1:03.356	22.888	20.069	20.399	58.2	10:15.266

31 Muteb ALSAQHAN SAU

1	1:40.971	1:00.611	20.034	20.326	36.5	1:40.971
2	1:03.994	23.411	20.059	20.524	57.6	2:44.965
3	1:03.968	23.053	20.502	20.413	57.6	3:48.933
4	1:03.891	23.241	20.259	20.391	57.7	4:52.824
5	1:04.011	23.131	20.290	20.590	57.6	5:56.835
6	1:03.981	23.481	20.070	20.430	57.6	7:00.816
7	1:04.527	23.956	20.232	20.339	57.1	8:05.343
8	1:03.781	23.162	20.237	20.382	57.8	9:09.124
9	1:03.788	23.186	20.223	20.379	57.8	10:12.912

34 Abdulaziz ABOALNAJA SAU

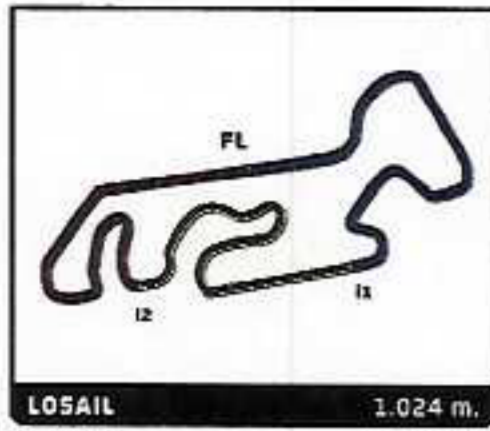
1	1:40.653	59.183	20.790	20.680	36.6	1:40.653
2	1:04.809	24.126	20.151	20.532	56.9	2:45.462
3	1:04.873	23.602	20.682	20.589	56.8	3:50.335
4	1:05.181	24.013	20.382	20.786	56.6	4:55.516
5	1:04.508	23.788	20.243	20.477	57.1	6:00.024
6	1:05.660	23.449	21.008	21.203	56.1	7:05.684
7	1:05.075	23.549	20.330	21.196	56.6	8:10.759
8	1:06.539	23.671	21.231	21.637	55.4	9:17.298
9	1:05.031	23.771	20.418	20.842	56.7	10:22.329

37 Hussain MOHAMMED ARE

1	1:39.823	59.467	19.860	20.496	36.9	1:39.823
2	1:04.398	23.908	19.936	20.554	57.2	2:44.221
3	1:04.541	23.433	20.494	20.614	57.1	3:48.762
4	1:04.901	23.983	20.281	20.637	56.8	4:53.663
5	1:04.123	23.321	20.010	20.792	57.5	5:57.786
6	1:04.956	23.419	20.620	20.917	56.8	7:02.742
7	1:04.559	23.433	20.464	20.662	57.1	8:07.301
8	1:03.802	23.224	20.117	20.461	57.8	9:11.103
9	1:04.063	23.198	20.272	20.593	57.5	10:15.166

38 Humaid AL KETBI ARE

1	1:39.920	59.659	20.041	20.220	36.9	1:39.920
2	1:02.945	22.984	19.787	20.174	58.6	2:42.865
3	1:03.484	22.906	20.426	20.152	58.1	3:46.349
4	1:03.915	23.035	20.186	20.694	57.7	4:50.264
5	1:03.094	22.967	19.821	20.306	58.4	5:53.358
6	1:03.309	23.243	19.898	20.168	58.2	6:56.667



R390 ELITE

MENA Karting Nations Cup 2024

Pre-Qualifying 2


Sector Analysis

— Invalidated Lap ■ Personal Best ■ Session Best B Crossing the pit lane

Lap	Time	Sector 1	Sector 2	Sector 3	Kph	Elapsed	Lap	Time	Sector 1	Sector 2	Sector 3	Kph	Elapsed
7	1:03.246	23.230	19.801	20.215	58.3	7:59.913							
8	1:03.014	23.007	19.712	20.295	58.5	9:02.927							
9	1:02.928	22.970	19.759	20.199	58.6	10:05.855							

39 **Wadea ALKHARUSI** OMN

1	1:40.872	1:00.079	20.260	20.533	36.5	1:40.872
2	1:04.237	23.272	20.088	20.877	57.4	2:45.109
3	1:04.161	23.465	20.336	20.360	57.5	3:49.270
4	1:04.002	23.224	20.262	20.516	57.6	4:53.272
5	1:04.402	23.104	20.147	21.151	57.2	5:57.674
6	1:03.653	23.311	20.112	20.230	57.9	7:01.327
7	1:03.769	23.300	20.100	20.369	57.8	8:05.096
8	1:03.831	23.141	20.233	20.457	57.8	9:08.927
9	1:03.747	23.146	20.223	20.378	57.8	10:12.674


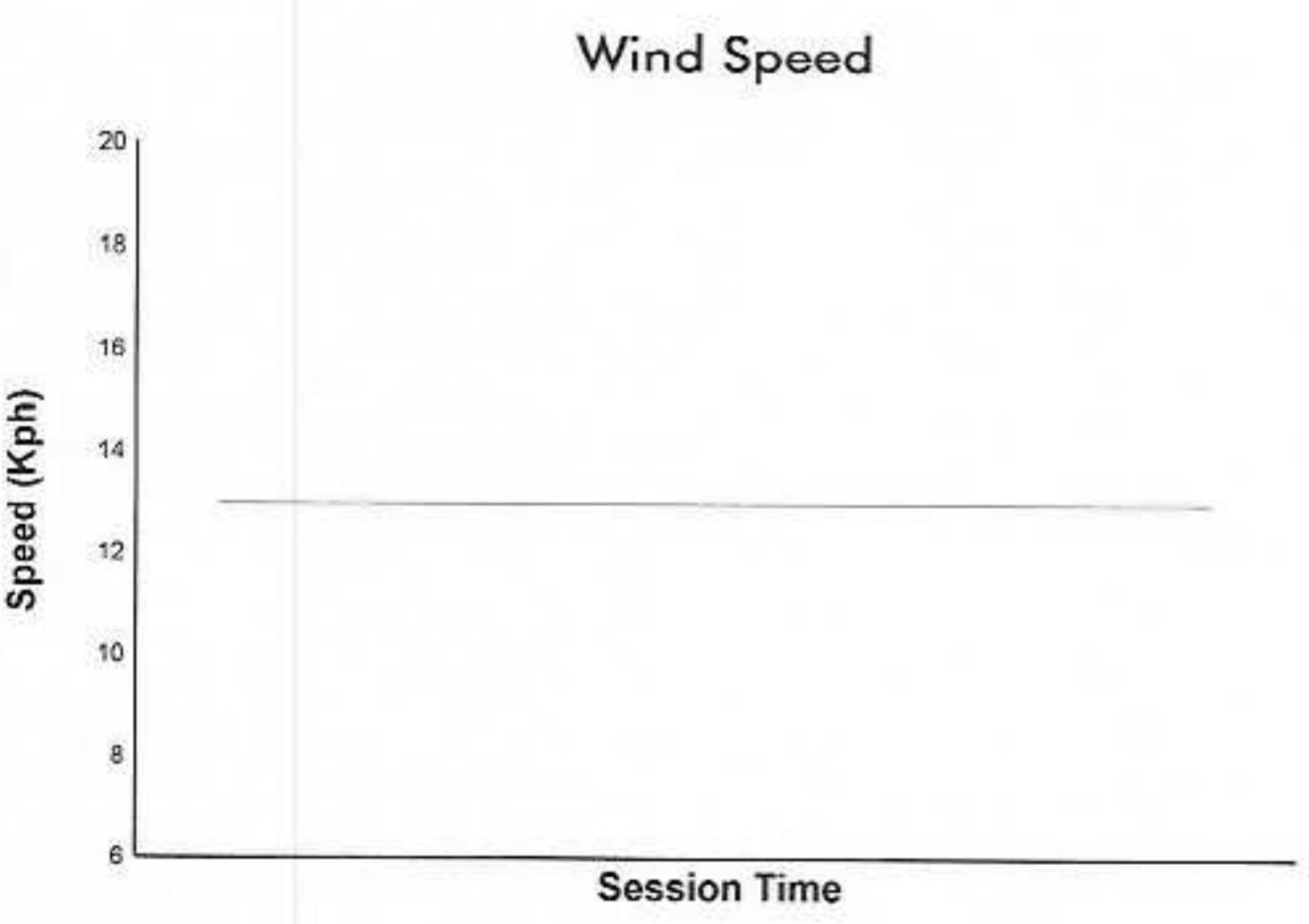
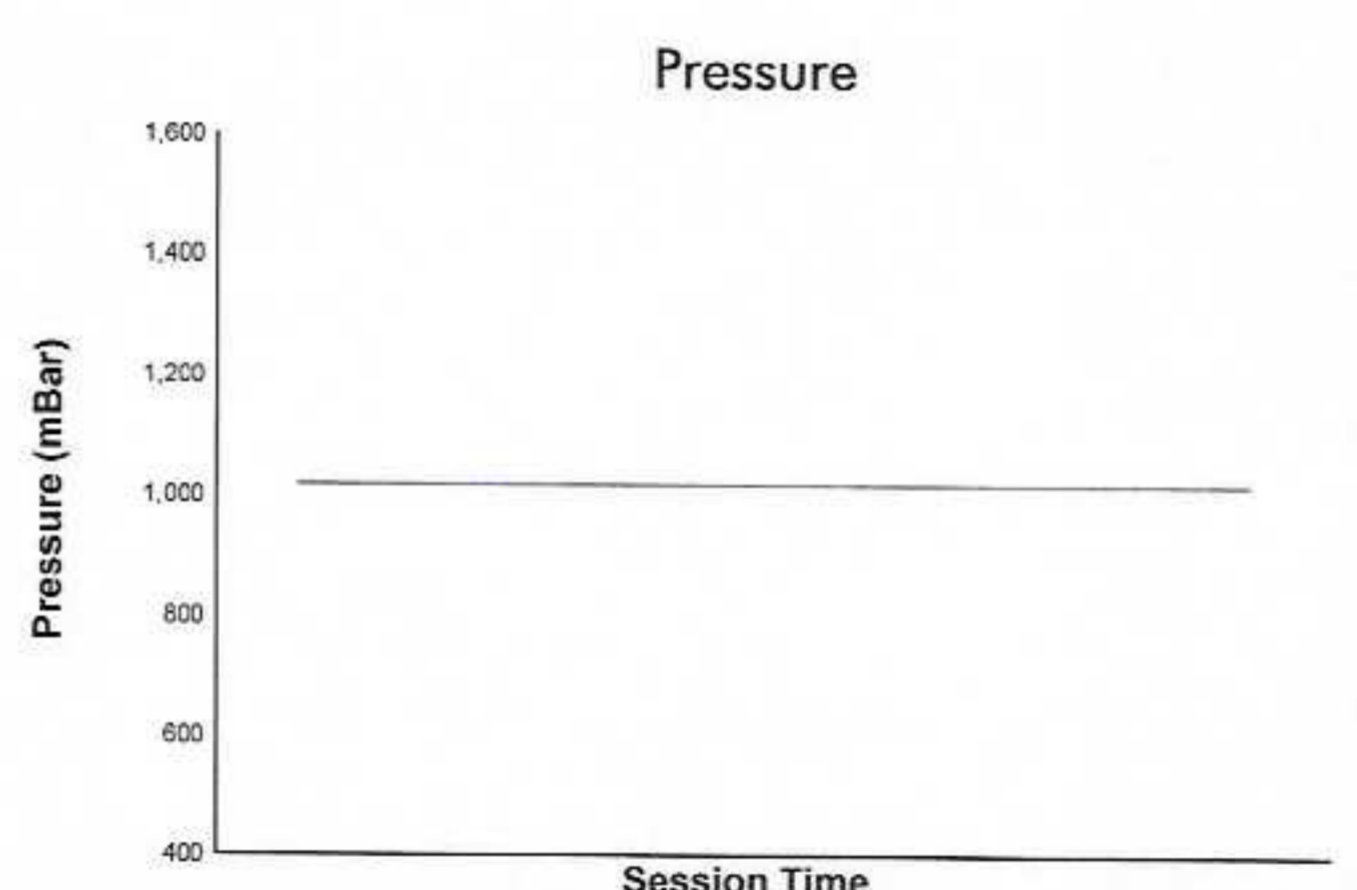
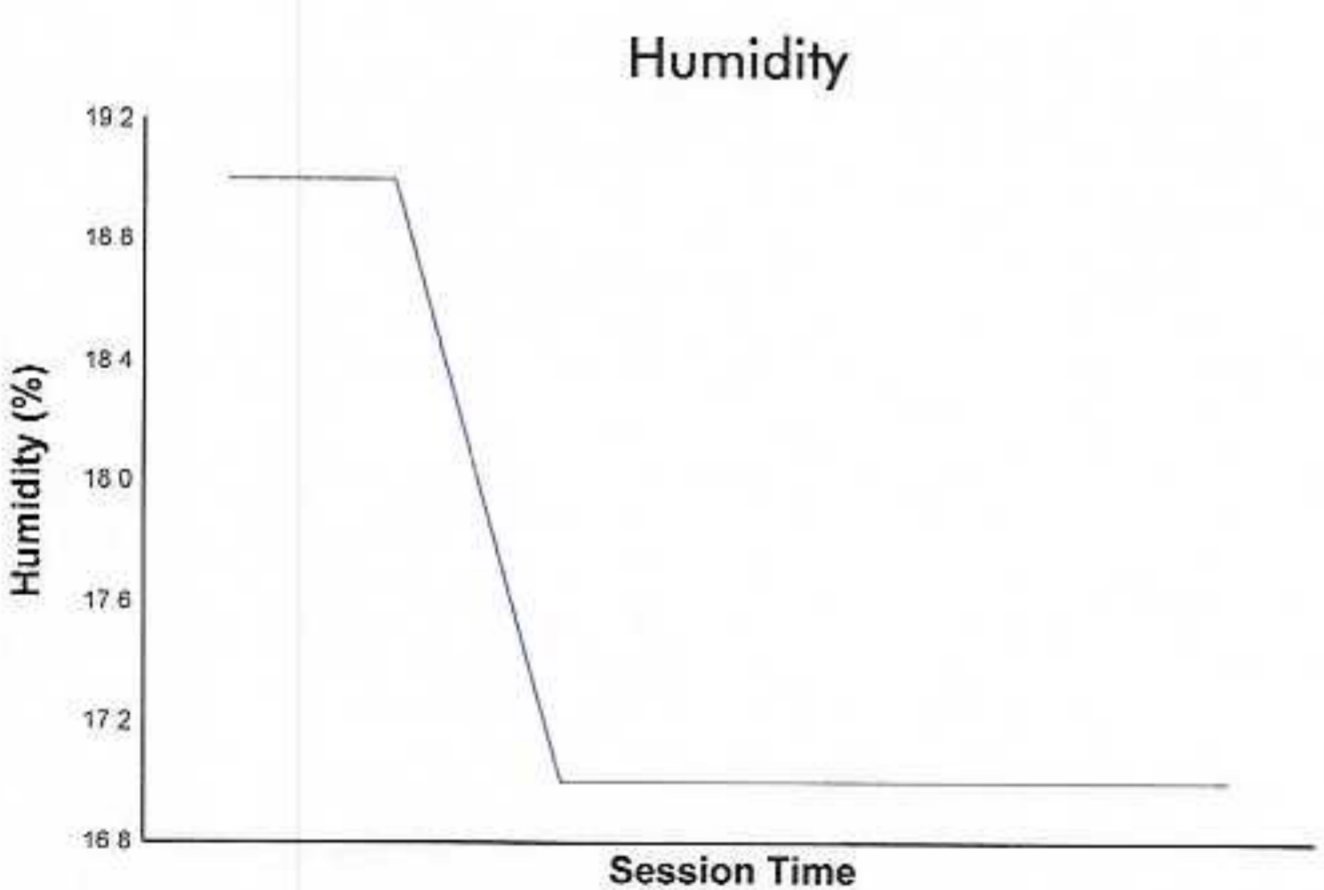
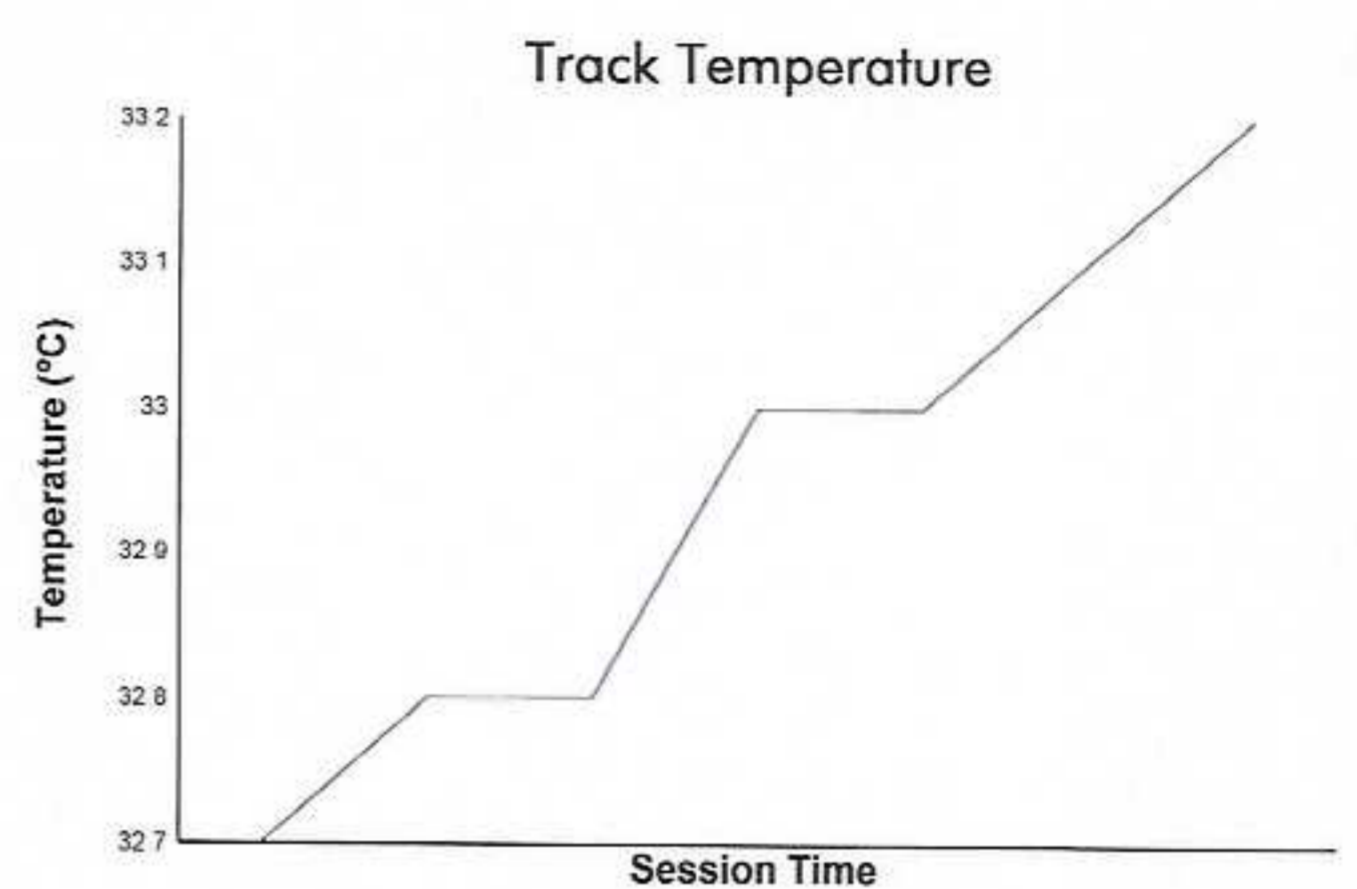
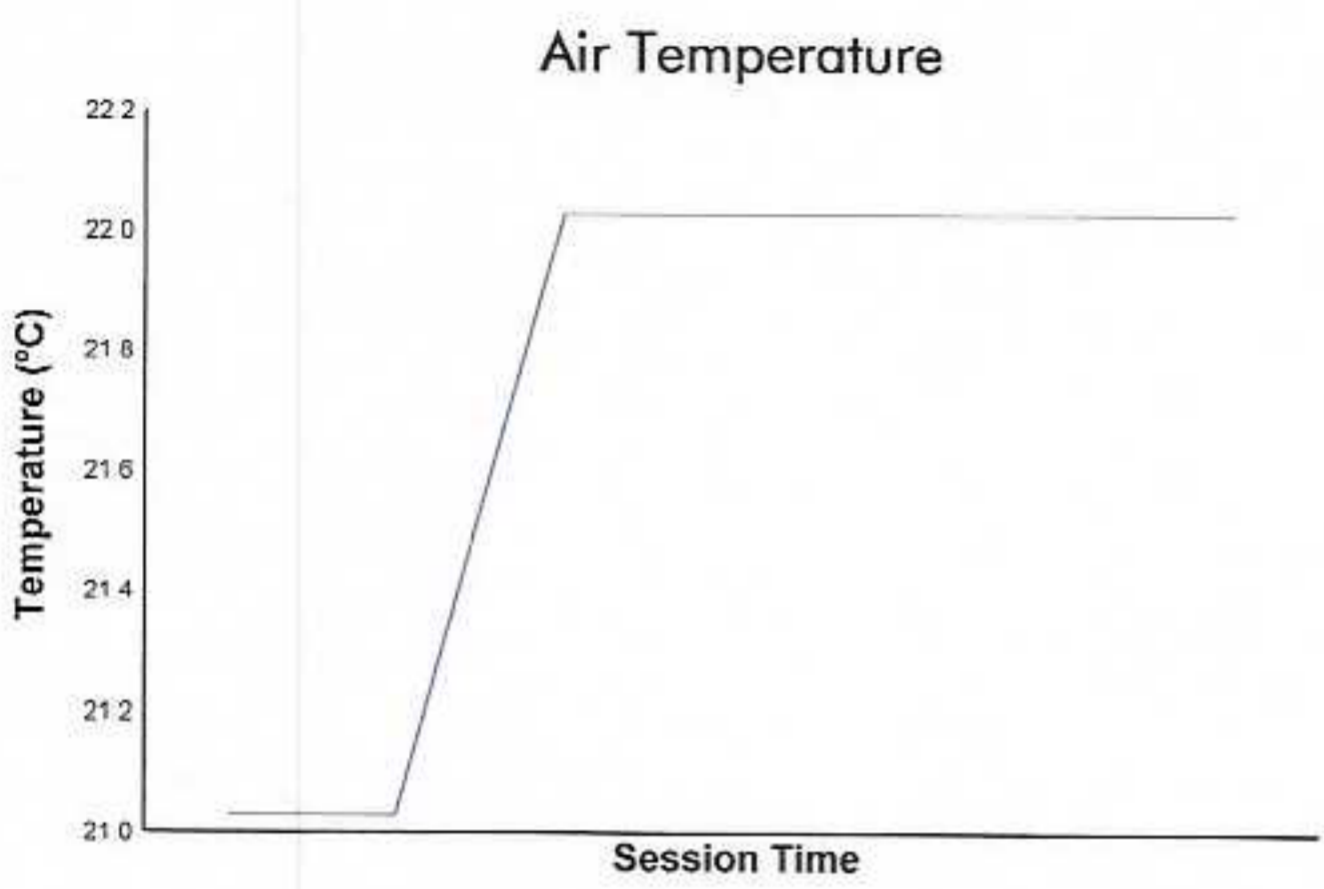


MENA Karting Nations Cup 2024

R390 ELITE

Pre-Qualifying 2

Weather Report



Track Status: **DRY**

