

**R390 ELITE**  
**MENA Karting Nations Cup 2024**  
**Endurance Practice/Qualifying**


**Provisional Classification**

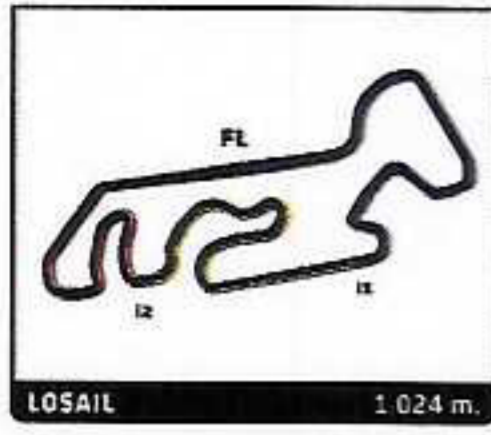
No	Driver	Nat	Team	Car	Cl.	Time	Lap Total	Gap	Kph
1	09 MOROCCO 3	MAR			ENDURAI	1:01.864	8 18	- -	59.6
2	07 MOROCCO 1	MAR			ENDURAI	1:01.968	6 18	+0.104 +0.104	59.5
3	018 UAE 1	ARE			ENDURAI	1:02.007	2 18	+0.143 +0.039	59.5
4	08 MOROCCO 2	MAR			ENDURAI	1:02.059	6 18	+0.195 +0.052	59.4
5	01 ALGERIA 1	DZA			ENDURAI	1:02.121	12 18	+0.257 +0.062	59.3
6	04 LEBANON 1	LBN			ENDURAI	1:02.194	3 18	+0.330 +0.073	59.3
7	06 LEBANON 3	LBN			ENDURAI	1:02.468	17 18	+0.604 +0.274	59.0
8	03 BAHRAIN 1	BHR			ENDURAI	1:02.497	12 18	+0.633 +0.029	59.0
9	02 ALGERIA 2	DZA			ENDURAI	1:02.513	12 18	+0.649 +0.016	59.0
10	10 QATAR 1	QAT			ENDURAI	1:02.549	8 16	+0.685 +0.036	58.9
11	019 OMAN 1	OMN			ENDURAI	1:02.771	6 18	+0.907 +0.222	58.7
12	05 LEBANON 2	LBN			ENDURAI	1:02.795	5 18	+0.931 +0.024	58.7
13	011 QATAR 2	QAT			ENDURAI	1:02.814	6 18	+0.950 +0.019	58.7
14	015 SAUDI ARABIA 1	SAU			ENDURAI	1:02.892	8 16	+1.028 +0.078	58.6
15	013 QATAR 4	QAT			ENDURAI	1:03.094	11 18	+1.230 +0.202	58.4
16	020 OMAN 2	OMN			ENDURAI	1:03.211	6 17	+1.347 +0.117	58.3
17	017 SYRIA 1	SYR			ENDURAI	1:03.482	8 17	+1.618 +0.271	58.1
18	012 QATAR 3	QAT			ENDURAI	1:03.625	16 16	+1.761 +0.143	57.9
19	016 SAUDI ARABIA 2	SAU			ENDURAI	1:03.665	14 16	+1.801 +0.040	57.9
20	014 QATAR 5	QAT			ENDURAI	1:04.943	3 16	+3.079 +1.278	56.8

**Fastest Lap:** Lap 8 MOROCCO 3 1:01.864 59.6 Kph

Car 07 - Lap Time 9 invalidated due to track limits  
 Car 019 - Lap Time 10 invalidated due to track limits

Published at: ..... Track Status: **DRY**

<b>Race Director</b> Mark Horsley 	<b>Timekeeper:</b> Isaac Mulungui 
---	---



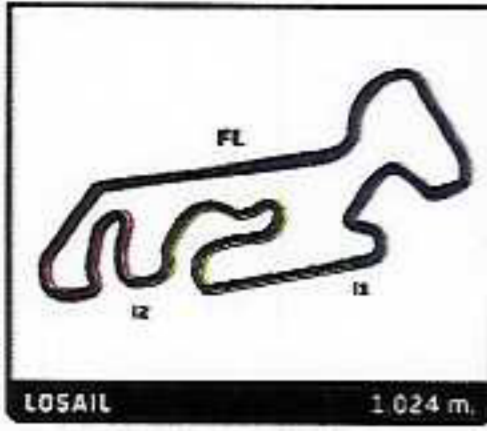
# R390 ELITE

## MENA Karting Nations Cup 2024

### Endurance Practice/Qualifying

### Best Sector Times

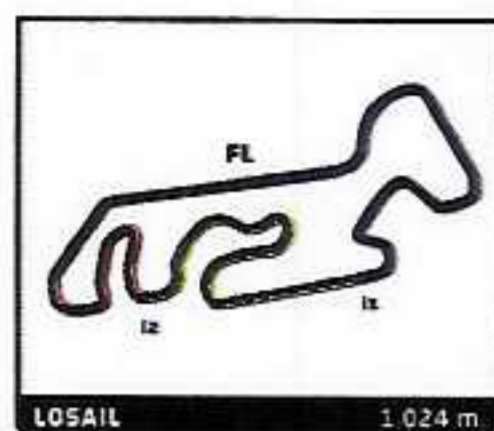
Sector 1			Sector 2			Sector 3			Ideal Lap	Best Lap	
Pos	No Driver	Time	No Driver	Time	No Driver	Time	Pos	No Driver			
1	08 M.	22.416	018 U.	19.375	09 M.	19.700	1	09 M.	1:01.649	1:01.864	(1)
2	018 U.	22.533	09 M.	19.376	04 L.	19.818	2	018 U.	1:01.772	1:02.007	(3)
3	07 M.	22.554	07 M.	19.446	01 A.	19.859	3	04 L.	1:01.885	1:02.194	(6)
4	09 M.	22.573	04 L.	19.476	018 U.	19.864	4	07 M.	1:01.936	1:01.968	(2)
5	01 A.	22.581	01 A.	19.502	08 M.	19.927	5	01 A.	1:01.942	1:02.121	(5)
6	04 L.	22.591	06 L.	19.520	07 M.	19.936	6	08 M.	1:02.012	1:02.059	(4)
7	02 A.	22.719	010 Q.	19.573	03 B.	20.035	7	06 L.	1:02.356	1:02.468	(7)
8	06 L.	22.722	011 Q.	19.582	02 A.	20.058	8	03 B.	1:02.393	1:02.497	(8)
9	010 Q.	22.772	03 B.	19.584	011 Q.	20.069	9	02 A.	1:02.447	1:02.513	(9)
10	03 B.	22.774	015 S.	19.615	015 S.	20.092	10	010 Q.	1:02.499	1:02.549	(10)
11	05 L.	22.809	08 M.	19.669	06 L.	20.114	11	011 Q.	1:02.520	1:02.814	(13)
12	019 O.	22.836	02 A.	19.670	05 L.	20.118	12	015 S.	1:02.573	1:02.892	(14)
13	015 S.	22.866	020 O.	19.672	019 O.	20.128	13	05 L.	1:02.649	1:02.795	(12)
14	011 Q.	22.869	019 O.	19.715	012 Q.	20.129	14	019 O.	1:02.679	1:02.771	(11)
15	013 Q.	22.999	05 L.	19.722	010 Q.	20.154	15	020 O.	1:02.973	1:03.211	(16)
16	020 O.	23.045	013 Q.	19.742	020 O.	20.256	16	013 Q.	1:03.023	1:03.094	(15)
17	012 Q.	23.052	016 S.	19.756	017 S.	20.281	17	012 Q.	1:03.036	1:03.625	(18)
18	017 S.	23.084	012 Q.	19.855	013 Q.	20.282	18	016 S.	1:03.300	1:03.665	(19)
19	016 S.	23.089	017 S.	19.954	014 Q.	20.447	19	017 S.	1:03.319	1:03.482	(17)
20	014 Q.	23.334	014 Q.	19.997	016 S.	20.455	20	014 Q.	1:03.778	1:04.943	(20)



**R390 ELITE**  
 MENA Karting Nations Cup 2024  
 Endurance Practice/Qualifying

**Fastest Lap Sequence**

Elapsed	No Driver	Team	Car	Class	Time	Kph	Lap
2:18.563	04	LEBANON 1		ENDURAN	<b>1:02.490</b>	59.0	2
2:21.814	018	UAE 1		ENDURAN	<b>1:02.007</b>	59.5	2
6:49.589	07	MOROCCO 1		ENDURAN	<b>1:01.968</b>	59.5	6
7:50.115	09	MOROCCO 3		ENDURAN	<b>1:01.874</b>	59.6	7
8:51.979	09	MOROCCO 3		ENDURAN	<b>1:01.864</b>	59.6	8



# R390 ELITE

## MENA Karting Nations Cup 2024


### Endurance Practice/Qualifying

### Sector Analysis

Invalidated Lap    Personal Best    Session Best    Crossing the pit lane

Lap	Time	Sector 1	Sector 2	Sector 3	Kph	Elapsed	Lap	Time	Sector 1	Sector 2	Sector 3	Kph	Elapsed
<b>01 ALGERIA 1</b> DZA							13	1:03.017	22.941	19.697	20.379	58.5	15:03.911
1	1:29.917	49.605	20.085	20.227	41.0	1:29.917	14	1:02.895	22.996	19.753	20.146	58.6	16:06.806
2	1:03.209	23.170	19.913	20.126	58.3	2:33.126	15	1:02.756	22.802	19.729	20.225	58.7	17:09.562
3	1:04.072	23.384	19.836	20.852	57.5	3:37.198	16	1:04.422	23.042	19.889	21.491	57.2	18:13.984
4	1:02.947	23.057	19.832	20.058	58.6	4:40.145	17	1:03.964	<b>22.774</b>	20.169	21.021	57.6	19:17.948
5	1:19.731	39.855	19.889	19.987	46.2	5:59.876	18	1:02.880	23.012	19.831	20.037	58.6	20:20.828
6	1:40.400B	<b>22.581</b>	19.953	57.866	36.7	7:40.276							
7	1:07.010	27.234	19.738	20.038	55.0	8:47.286							
8	1:02.751	23.048	19.650	20.053	58.7	9:50.037							
9	1:02.414	22.844	19.648	19.922	59.1	10:52.451							
10	1:03.056	22.866	19.768	20.422	58.5	11:55.507							
11	1:02.290	22.878	<b>19.502</b>	19.910	59.2	12:57.797							
12	<b>1:02.121</b>	22.730	19.532	<b>19.859</b>	59.3	13:59.918							
13	1:02.355	22.629	19.677	20.049	59.1	15:02.273							
14	1:02.732	22.985	19.804	19.943	58.8	16:05.005							
15	1:02.382	22.823	19.622	19.937	59.1	17:07.387							
16	1:02.804	23.200	19.647	19.957	58.7	18:10.191							
17	1:02.339	22.728	19.710	19.901	59.1	19:12.530							
18	1:02.362	22.809	19.669	19.884	59.1	20:14.892							
<b>02 ALGERIA 2</b> DZA													
1	1:32.764	52.093	20.280	20.391	39.7	1:32.764							
2	1:03.338	23.193	19.818	20.327	58.2	2:36.102							
3	1:04.161	23.587	19.766	20.808	57.5	3:40.263							
4	1:03.552	23.125	20.126	20.301	58.0	4:43.815							
5	1:04.314	24.390	19.722	20.202	57.3	5:48.129							
6	1:02.990	22.874	19.827	20.289	58.5	6:51.119							
7	1:40.295B	23.116	19.711	57.468	36.8	8:31.414							
8	1:12.348	32.591	19.699	<b>20.058</b>	51.0	9:43.762							
9	1:02.625	<b>22.719</b>	19.686	20.220	58.9	10:46.387							
10	1:04.847	23.116	21.423	20.308	56.8	11:51.234							
11	1:02.560	22.785	19.711	20.064	58.9	12:53.794							
12	<b>1:02.513</b>	22.727	19.697	20.089	59.0	13:56.307							
13	1:35.140B	22.744	<b>19.670</b>	52.726	38.7	15:31.447							
14	1:07.021	26.410	20.207	20.404	55.0	16:38.468							
15	1:03.366	23.239	19.829	20.298	58.2	17:41.834							
16	1:03.457	23.121	19.905	20.431	58.1	18:45.291							
17	1:03.427	23.330	19.895	20.202	58.1	19:48.718							
18	1:03.257	23.014	19.750	20.493	58.3	20:51.975							
<b>03 BAHRAIN 1</b> BHR													
1	1:34.325	52.729	21.241	20.355	39.1	1:34.325							
2	1:05.239	23.277	20.765	21.197	56.5	2:39.564							
3	1:02.764	22.841	<b>19.584</b>	20.339	58.7	3:42.328							
4	1:03.225	23.229	19.782	20.214	58.3	4:45.553							
5	1:03.074	23.196	19.760	20.118	58.4	5:48.627							
6	1:02.970	23.077	19.745	20.148	58.5	6:51.597							
7	1:03.009	22.960	19.707	20.342	58.5	7:54.606							
8	1:36.061B	23.068	19.719	53.274	38.4	9:30.667							
9	1:21.421	41.221	19.929	20.271	45.3	10:52.088							
10	1:03.294	22.989	19.730	20.575	58.2	11:55.382							
11	1:03.015	23.227	19.667	20.121	58.5	12:58.397							
12	<b>1:02.497</b>	22.850	19.612	<b>20.035</b>	59.0	14:00.894							
<b>04 LEBANON 1</b> LBN													
1	1:16.073	36.368	19.744	19.961	48.5	1:16.073							
2	1:02.490	22.794	19.653	20.043	59.0	2:18.563							
3	<b>1:02.194</b>	22.662	19.598	19.934	59.3	3:20.757							
4	1:02.640	22.884	19.664	20.092	58.9	4:23.397							
5	1:02.468	22.781	19.629	20.058	59.0	5:25.865							
6	1:02.217	22.668	19.731	<b>19.818</b>	59.3	6:28.082							
7	1:02.383	22.790	19.661	19.932	59.1	7:30.465							
8	1:02.717	22.935	19.746	20.036	58.8	8:33.182							
9	1:02.241	<b>22.591</b>	19.677	19.973	59.2	9:35.423							
10	1:02.211	22.734	19.576	19.901	59.3	10:37.634							
11	1:02.300	22.617	19.625	20.058	59.2	11:39.934							
12	1:58.025B	22.797	<b>19.476</b>	1:15.752	31.2	13:37.959							
13	1:10.108	30.301	19.786	20.021	52.6	14:48.067							
14	1:02.612	22.868	19.841	19.903	58.9	15:50.679							
15	1:03.211	22.848	20.151	20.212	58.3	16:53.890							
16	1:02.812	22.937	19.801	20.074	58.7	17:56.702							
17	1:02.637	22.921	19.657	20.059	58.9	18:59.339							
18	1:02.548	22.692	19.834	20.022	58.9	20:01.887							
<b>05 LEBANON 2</b> LBN													
1	1:17.727	37.193	20.026	20.508	47.4	1:17.727							
2	1:03.095	23.088	19.739	20.268	58.4	2:20.822							
3	1:04.286	22.938	20.172	21.176	57.3	3:25.108							
4	1:03.201	23.050	19.834	20.317	58.3	4:28.309							
5	<b>1:02.795</b>	22.834	19.759	20.202	58.7	5:31.104							
6	1:02.900	23.060	<b>19.722</b>	<b>20.118</b>	58.6	6:34.004							
7	1:02.947	<b>22.809</b>	19.789	20.349	58.6	7:36.951							
8	1:03.026	22.894	19.823	20.309	58.5	8:39.977							
9	1:03.234	22.992	19.751	20.491	58.3	9:43.211							
10	1:03.101	22.868	19.804	20.429	58.4	10:46.312							
11	1:03.506	23.287	19.817	20.402	58.0	11:49.818							
12	1:55.546B	23.054	19.762	1:12.730	31.9	13:45.364							
13	1:15.323	35.089	20.012	20.222	48.9	15:00.687							
14	1:05.319	24.256	20.908	20.155	56.4	16:06.006							
15	1:03.437	23.107	19.998	20.332	58.1	17:09.443							
16	1:03.701	23.533	19.911	20.257	57.9	18:13.144							
17	1:03.938	23.105	20.517	20.316	57.7	19:17.082							
18	1:04.227	23.724	20.334	20.169	57.4	20:21.309							
<b>06 LEBANON 3</b> LBN													
1	1:29.817	49.341	20.011	20.465	41.0	1:29.817							
2	1:03.693	23.518	19.882	20.293	57.9	2:33.510							
3	1:03.327	23.177	19.896	20.254	58.2	3:36.837							
4	1:02.972	22.951	19.800	20.221	58.5	4:39.809							
5	1:03.326	23.343	19.755	20.228	58.2	5:43.135							
6	1:03.047	23.110	19.699	20.238	58.5	6:46.182							





# R390 ELITE

## MENA Karting Nations Cup 2024

### Endurance Practice/Qualifying

### Sector Analysis

— Invalidated Lap    ■ Personal Best    ■ Session Best    B Crossing the pit lane

Lap	Time	Sector 1	Sector 2	Sector 3	Kph	Elapsed	Lap	Time	Sector 1	Sector 2	Sector 3	Kph	Elapsed
7	1:02.940	23.144	19.636	20.160	58.6	7:49.122	1	1:35.379	46.014	29.065	20.300	38.7	1:35.379
8	1:02.663	22.918	19.566	20.179	58.8	8:51.785	2	1:03.543	22.845	19.951	20.747	58.0	2:38.922
9	1:02.958	22.812	19.917	20.229	58.6	9:54.743	3	1:02.403	22.637	19.905	19.861	59.1	3:41.325
10	2:00.711 B	22.915	19.699	1:18.097	30.5	11:55.454	4	1:02.124	22.754	19.376	19.994	59.3	4:43.449
11	1:11.394	31.578	19.520	20.296	51.6	13:06.848	5	1:02.513	22.920	19.675	19.918	59.0	5:45.962
12	1:02.700	22.915	19.647	20.138	58.8	14:09.548	6	1:02.279	22.838	19.577	19.864	59.2	6:48.241
13	1:02.507	22.788	19.537	20.182	59.0	15:12.055	7	1:01.874	22.630	19.434	19.810	59.6	7:50.115
14	1:02.547	22.757	19.612	20.178	58.9	16:14.602	8	1:01.864	22.735	19.429	19.700	59.6	8:51.979
15	1:02.528	22.821	19.593	20.114	59.0	17:17.130	9	1:51.058 B	22.842	19.489	1:08.727	33.2	10:43.037
16	1:02.669	22.953	19.600	20.116	58.8	18:19.799	10	1:11.283	31.236	19.822	20.225	51.7	11:54.320
17	1:02.468	22.722	19.539	20.207	59.0	19:22.267	11	1:02.670	22.657	19.909	20.104	58.8	12:56.990
18	1:02.736	22.924	19.565	20.247	58.8	20:25.003	12	1:02.459	22.739	19.729	19.991	59.0	13:59.449

### 07 MOROCCO 1 MAR

1	1:35.200	51.908	22.953	20.339	38.7	1:35.200
2	1:04.005	22.858	19.939	21.208	57.6	2:39.205
3	1:02.731	22.803	19.759	20.169	58.8	3:41.936
4	1:02.305	22.696	19.539	20.070	59.2	4:44.241
5	1:03.380	23.779	19.460	20.141	58.2	5:47.621
6	1:01.968	22.554	19.478	19.936	59.5	6:49.589
7	1:03.220	22.947	20.014	20.259	58.3	7:52.809
8	1:02.684	22.971	19.483	20.230	58.8	8:55.493
9	1:03.484	23.445	19.446	20.593	58.1	9:58.977
10	1:37.573 B	22.731	19.485	55.357	37.8	11:36.550
11	1:24.283	44.568	19.640	20.075	43.7	13:00.833
12	1:02.470	22.771	19.673	20.026	59.0	14:03.303
13	1:03.458	23.548	19.760	20.150	58.1	15:06.761
14	1:02.579	22.723	19.831	20.025	58.9	16:09.340
15	1:02.965	22.839	19.906	20.220	58.5	17:12.305
16	1:02.898	22.743	20.176	19.979	58.6	18:15.203
17	1:02.378	22.666	19.690	20.022	59.1	19:17.581
18	1:02.915	22.889	19.773	20.253	58.6	20:20.496

### 08 MOROCCO 2 MAR

1	1:34.907	52.293	22.280	20.334	38.8	1:34.907
2	1:03.845	22.838	20.035	20.972	57.7	2:38.752
3	1:02.862	22.571	19.936	20.355	58.6	3:41.614
4	1:02.513	22.623	19.715	20.175	59.0	4:44.127
5	1:03.224	23.342	19.701	20.181	58.3	5:47.351
6	1:02.059	22.416	19.682	19.961	59.4	6:49.410
7	1:03.627	22.846	20.562	20.219	57.9	7:53.037
8	1:02.979	22.998	19.868	20.113	58.5	8:56.016
9	1:02.605	22.594	19.705	20.306	58.9	9:58.621
10	1:02.445	22.592	19.726	20.127	59.0	11:01.066
11	1:46.292 B	22.671	19.875	1:03.746	34.7	12:47.358
12	1:16.443	36.560	19.893	19.990	48.2	14:03.801
13	1:03.210	23.314	19.803	20.093	58.3	15:07.011
14	1:02.576	22.920	19.673	19.983	58.9	16:09.587
15	1:02.814	22.749	20.067	19.998	58.7	17:12.401
16	1:02.496	22.844	19.669	19.983	59.0	18:14.897
17	1:02.305	22.618	19.760	19.927	59.2	19:17.202
18	1:02.786	22.984	19.780	20.022	58.7	20:19.988

### 09 MOROCCO 3 MAR

### 010 QATAR 1 QAT

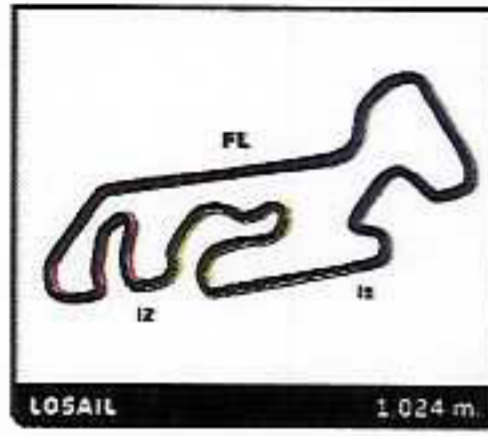
1	1:41.021	56.098	23.670	21.253	36.5	1:41.021
2	1:03.236	22.885	19.807	20.544	58.3	2:44.257
3	1:03.020	23.089	19.751	20.180	58.5	3:47.277
4	1:02.740	22.772	19.751	20.217	58.8	4:50.017
5	1:02.849	22.855	19.714	20.280	58.7	5:52.866
6	1:02.761	22.834	19.773	20.154	58.7	6:55.627
7	1:02.940	22.847	19.776	20.317	58.6	7:58.567
8	1:02.549	22.812	19.573	20.164	58.9	9:01.116
9	1:02.693	22.813	19.639	20.241	58.8	10:03.809
10	3:15.961 B	22.961	19.880	2:33.120	18.8	13:19.770
11	1:15.567	34.445	20.366	20.756	48.8	14:35.337
12	1:04.451	23.683	20.190	20.578	57.2	15:39.788
13	1:04.830	23.288	20.628	20.914	56.9	16:44.618
14	1:04.560	23.488	20.716	20.356	57.1	17:49.178
15	1:03.382	23.129	19.839	20.414	58.2	18:52.560
16	1:03.557	23.154	19.941	20.462	58.0	19:56.117

### 011 QATAR 2 QAT

1	1:42.283	55.109	24.707	22.467	36.0	1:42.283
2	1:03.243	22.972	20.066	20.205	58.3	2:45.526
3	1:03.528	22.891	19.950	20.687	58.0	3:49.054
4	1:03.554	23.482	19.852	20.220	58.0	4:52.608
5	1:03.169	22.895	19.933	20.341	58.4	5:55.777
6	1:02.814	22.899	19.582	20.333	58.7	6:58.591
7	1:37.952 B	22.897	19.822	55.233	37.6	8:36.543
8	1:11.689	31.478	19.999	20.212	51.4	9:48.232
9	1:04.001	23.185	20.691	20.125	57.6	10:52.233
10	1:03.739	23.558	19.888	20.293	57.8	11:55.972
11	1:03.405	23.340	19.805	20.260	58.1	12:59.377
12	1:03.222	23.036	19.889	20.297	58.3	14:02.599
13	1:35.282 B	24.021	20.956	50.305	38.7	15:37.881
14	1:07.311	26.403	20.839	20.069	54.8	16:45.192
15	1:03.665	23.056	20.146	20.463	57.9	17:48.857
16	1:03.235	22.894	19.877	20.464	58.3	18:52.092
17	1:02.959	22.869	19.815	20.275	58.6	19:55.051



# MENA KARTING CHAMPIONSHIP NATIONS CUP



## R390 ELITE MENA Karting Nations Cup 2024 Endurance Practice/Qualifying

### Sector Analysis

— Invalidated Lap    ■ Personal Best    ■ Session Best    B Crossing the pit lane

Lap	Time	Sector 1	Sector 2	Sector 3	Kph	Elapsed	Lap	Time	Sector 1	Sector 2	Sector 3	Kph	Elapsed
18	1:03.207	22.985	19.961	20.261	58.3	20:58.258	14	1:05.343	23.965	20.734	20.644	56.4	17:51.985

#### 012

QATAR 3

QAT

1	1:41.562	58.765	21.420	21.377	36.3	1:41.562
2	1:04.415	23.356	20.134	20.925	57.2	2:45.977
3	1:03.845	23.221	19.855	20.769	57.7	3:49.822
4	1:04.041	23.117	20.474	20.450	57.6	4:53.863
5	1:04.249	23.121	20.468	20.660	57.4	5:58.112
6	3:02.866B	23.350	20.186	2:19.330	20.2	9:00.978
7	1:07.734	26.183	21.068	20.483	54.4	10:08.712
8	1:03.967	23.353	20.122	20.492	57.6	11:12.679
9	1:03.852	23.316	20.118	20.418	57.7	12:16.531
10	1:55.017B	23.145	20.237	1:11.635	32.1	14:11.548
11	1:17.956	32.569	25.258	20.129	47.3	15:29.504
12	1:03.894	23.155	20.213	20.526	57.7	16:33.398
13	1:03.797	23.110	20.195	20.492	57.8	17:37.195
14	1:03.858	23.052	20.168	20.638	57.7	18:41.053
15	1:03.942	23.257	20.140	20.545	57.7	19:44.995
16	1:03.625	23.169	20.014	20.442	57.9	20:48.620

#### 013

QATAR 4

QAT

1	1:34.101	53.226	20.441	20.434	39.2	1:34.101
2	1:05.708	24.708	19.939	21.061	56.1	2:39.809
3	1:03.327	23.076	19.742	20.509	58.2	3:43.136
4	1:03.923	23.085	19.907	20.931	57.7	4:47.059
5	1:39.404B	23.102	20.024	56.278	37.1	6:26.463
6	1:12.572	32.034	20.090	20.448	50.8	7:39.035
7	1:03.690	23.376	19.968	20.346	57.9	8:42.725
8	1:03.802	23.239	19.943	20.620	57.8	9:46.527
9	1:03.716	23.081	20.106	20.529	57.9	10:50.243
10	1:05.631	23.070	21.068	21.493	56.2	11:55.874
11	1:03.094	23.052	19.760	20.282	58.4	12:58.968
12	1:03.951	22.999	20.589	20.363	57.6	14:02.919
13	1:03.701	23.279	19.992	20.430	57.9	15:06.620
14	1:03.846	23.664	19.843	20.339	57.7	16:10.466
15	1:03.469	23.033	19.807	20.629	58.1	17:13.935
16	1:03.490	23.141	19.920	20.429	58.1	18:17.425
17	1:03.866	23.300	19.970	20.596	57.7	19:21.291
18	1:03.660	23.264	19.936	20.460	57.9	20:24.951

#### 014

QATAR 5

QAT

1	1:33.768	51.293	21.776	20.699	39.3	1:33.768
2	1:06.533	23.423	20.355	22.755	55.4	2:40.301
3	1:04.943	23.498	20.516	20.929	56.8	3:45.244
4	2:04.201B	24.311	21.846	1:18.044	29.7	5:49.445
5	1:10.439	28.987	21.005	20.447	52.3	6:59.884
6	1:05.605	24.122	20.945	20.538	56.2	8:05.489
7	1:05.158	24.028	20.248	20.882	56.6	9:10.647
8	1:52.020B	23.334	20.962	1:07.724	32.9	11:02.667
9	1:20.501	39.720	20.315	20.466	45.8	12:23.168
10	1:05.362	24.626	19.997	20.739	56.4	13:28.530
11	1:06.980	23.919	21.582	21.479	55.0	14:35.510
12	1:05.458	24.404	20.389	20.665	56.3	15:40.968
13	1:05.674	23.372	21.735	20.567	56.1	16:46.642

#### 015

SAUDI ARABIA 1

SAU

1	1:29.770	48.744	20.179	20.847	41.1	1:29.770
2	1:04.096	23.991	19.817	20.288	57.5	2:33.866
3	1:03.231	23.400	19.615	20.216	58.3	3:37.097
4	1:03.557	22.995	20.210	20.352	58.0	4:40.654
5	1:03.297	23.333	19.624	20.340	58.2	5:43.951
6	1:03.533	23.178	19.761	20.594	58.0	6:47.484
7	1:03.319	23.170	19.995	20.154	58.2	7:50.803
8	1:02.892	22.866	19.774	20.252	58.6	8:53.695
9	2:05.542B	22.981	19.793	1:22.768	29.4	10:59.237
10	1:24.400	41.106	22.779	20.515	43.7	12:23.637
11	1:04.264	23.626	20.152	20.486	57.4	13:27.901
12	1:03.625	23.345	20.013	20.267	57.9	14:31.526
13	2:18.745B	23.498	19.938	1:35.309	26.6	16:50.271
14	1:23.010	43.158	19.760	20.092	44.4	18:13.281
15	1:03.532	23.154	20.017	20.361	58.0	19:16.813
16	1:03.276	23.099	19.724	20.453	58.3	20:20.089

#### 016

SAUDI ARABIA 2

SAU

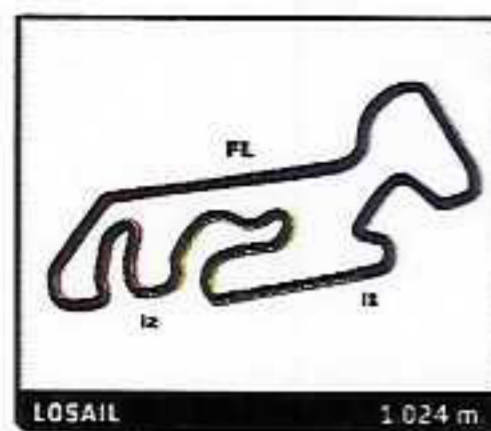
1	1:38.797	57.033	20.782	20.982	37.3	1:38.797
2	1:05.205	23.618	20.442	21.145	56.5	2:44.002
3	1:05.030	23.703	20.415	20.912	56.7	3:49.032
4	1:56.934B	23.469	20.429	1:13.036	31.5	5:45.966
5	1:11.734	30.832	20.273	20.629	51.4	6:57.700
6	1:04.886	23.477	20.691	20.718	56.8	8:02.586
7	1:04.443	23.469	20.076	20.898	57.2	9:07.029
8	1:04.102	23.571	19.880	20.651	57.5	10:11.131
9	2:06.069B	23.559	20.362	1:22.148	29.2	12:17.200
10	1:20.389	39.433	20.273	20.683	45.9	13:37.589
11	1:05.097	23.683	20.881	20.533	56.6	14:42.686
12	1:03.860	23.376	19.889	20.595	57.7	15:46.546
13	1:03.705	23.340	19.756	20.609	57.9	16:50.251
14	1:03.665	23.168	20.042	20.455	57.9	17:53.916
15	1:03.887	23.199	20.152	20.536	57.7	18:57.803
16	1:03.741	23.089	20.099	20.553	57.8	20:01.544

#### 017

SYRIA 1

SYR

1	1:25.790	42.330	21.424	22.036	43.0	1:25.790
2	1:07.071	24.586	21.118	21.367	55.0	2:32.861
3	1:07.575	25.147	20.852	21.576	54.6	3:40.436
4	1:06.660	25.046	20.301	21.313	55.3	4:47.096
5	2:08.853B	24.979	21.974	1:21.900	28.6	6:55.949
6	1:22.284	36.277	25.460	20.547	44.8	8:18.233
7	1:04.179	23.337	20.131	20.711	57.4	9:22.412
8	1:03.482	23.084	19.954	20.444	58.1	10:25.894
9	1:03.750	23.317	19.970	20.463	57.8	11:29.644
10	1:03.695	23.333	19.981	20.381	57.9	12:33.339
11	1:04.796	24.311	20.204	20.281	56.9	13:38.135
12	1:46.876B	23.522	20.111	1:03.243	34.5	15:25.011
13	1:11.520	30.354	20.178	20.988	51.5	16:36.531



# R390 ELITE

## MENA Karting Nations Cup 2024

### Endurance Practice/Qualifying

### Sector Analysis

— Invalidated Lap    ■ Personal Best    ■ Session Best    B Crossing the pit lane

Lap	Time	Sector 1	Sector 2	Sector 3	Kph	Elapsed	Lap	Time	Sector 1	Sector 2	Sector 3	Kph	Elapsed
14	1:04.689	23.651	20.505	20.533	57.0	17:41.220	9	1:05.246	23.473	20.729	21.044	56.5	11:26.372
15	1:05.102	23.593	20.813	20.696	56.6	18:46.322	10	1:05.045	23.590	20.789	20.666	56.7	12:31.417
16	1:04.486	23.329	20.403	20.754	57.2	19:50.808	11	1:09.782	28.468	20.544	20.770	52.8	13:41.199
17	1:04.404	23.493	20.323	20.588	57.2	20:55.212	12	1:04.343	23.445	20.215	20.683	57.3	14:45.542

## 018

UAE 1

ARE

1	1:19.807	40.080	19.754	19.973	46.2	1:19.807
2	<b>1:02.007</b>	22.724	19.419	<b>19.864</b>	59.5	2:21.814
3	1:02.606	<b>22.533</b>	19.936	20.137	58.9	3:24.420
4	1:02.275	22.891	<b>19.375</b>	20.009	59.2	4:26.695
5	1:02.575	23.011	19.519	20.045	58.9	5:29.270
6	1:35.596 B	22.844	19.405	53.347	38.6	7:04.866
7	1:11.298	31.384	19.829	20.085	51.7	8:16.164
8	1:03.025	22.955	19.928	20.142	58.5	9:19.189
9	1:45.828 B	23.287	19.752	1:02.789	34.8	11:05.017
10	1:16.394	36.703	19.730	19.961	48.3	12:21.411
11	1:02.357	22.852	19.502	20.003	59.1	13:23.768
12	1:02.457	22.813	19.554	20.090	59.0	14:26.225
13	1:02.339	22.723	19.567	20.049	59.1	15:28.564
14	1:08.476	24.369	20.151	23.956	53.8	16:37.040
15	1:05.051	24.840	19.986	20.225	56.7	17:42.091
16	1:03.176	23.115	19.937	20.124	58.4	18:45.267
17	1:02.106	22.637	19.564	19.905	59.4	19:47.373
18	1:02.310	22.730	19.547	20.033	59.2	20:49.683

## 019

OMAN 1

OMN

1	1:17.882	37.767	19.937	20.178	47.3	1:17.882
2	1:03.222	23.197	19.814	20.211	58.3	2:21.104
3	1:03.225	22.980	20.018	20.227	58.3	3:24.329
4	1:03.905	23.220	20.045	20.640	57.7	4:28.234
5	1:03.194	23.218	19.848	<b>20.128</b>	58.3	5:31.428
6	<b>1:02.771</b>	22.905	19.728	20.138	58.7	6:34.199
7	1:49.173 B	<b>22.836</b>	19.827	1:06.510	33.8	8:23.372
8	1:13.696	32.036	21.380	20.280	50.0	9:37.068
9	1:03.420	23.191	20.046	20.183	58.1	10:40.488
10	<u>1:03.339</u>	23.231	19.735	20.373	58.2	11:43.827
11	1:03.102	22.873	19.920	20.309	58.4	12:46.929
12	1:03.199	22.950	20.015	20.234	58.3	13:50.128
13	1:03.232	22.940	19.962	20.330	58.3	14:53.360
14	1:03.525	23.603	19.784	20.138	58.0	15:56.885
15	1:03.065	22.953	19.859	20.253	58.5	16:59.950
16	1:03.112	23.124	<b>19.715</b>	20.273	58.4	18:03.062
17	1:03.294	23.042	19.923	20.329	58.2	19:06.356
18	1:03.378	23.070	19.924	20.384	58.2	20:09.734

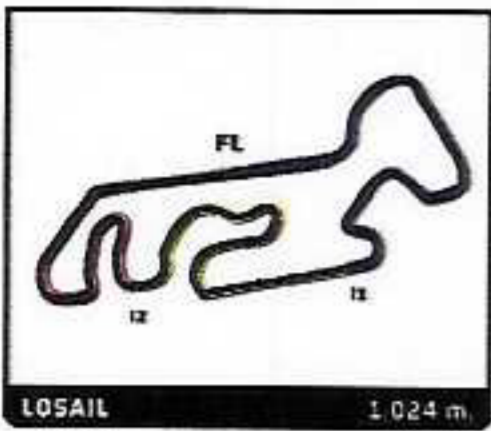
## 020

OMAN 2


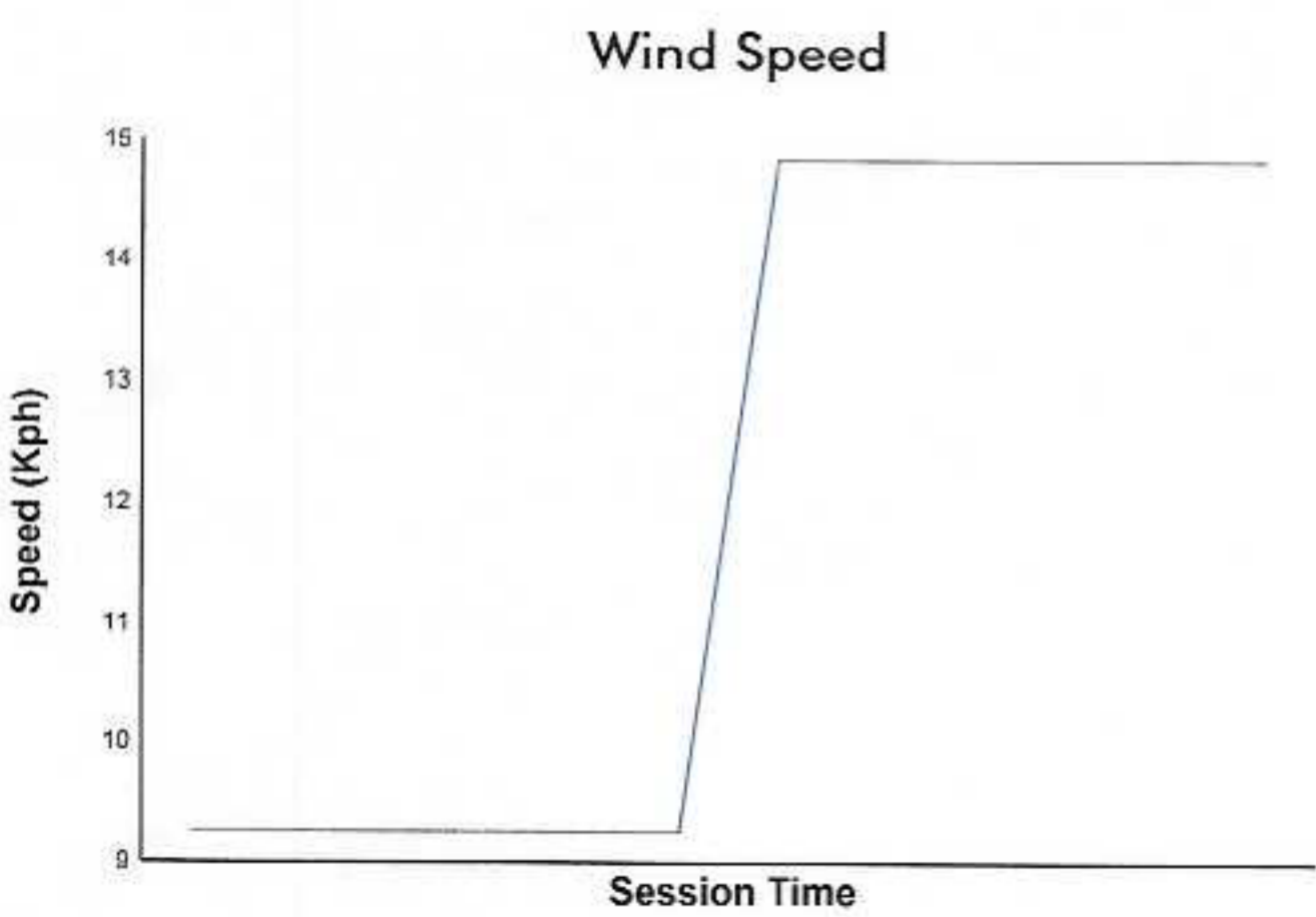
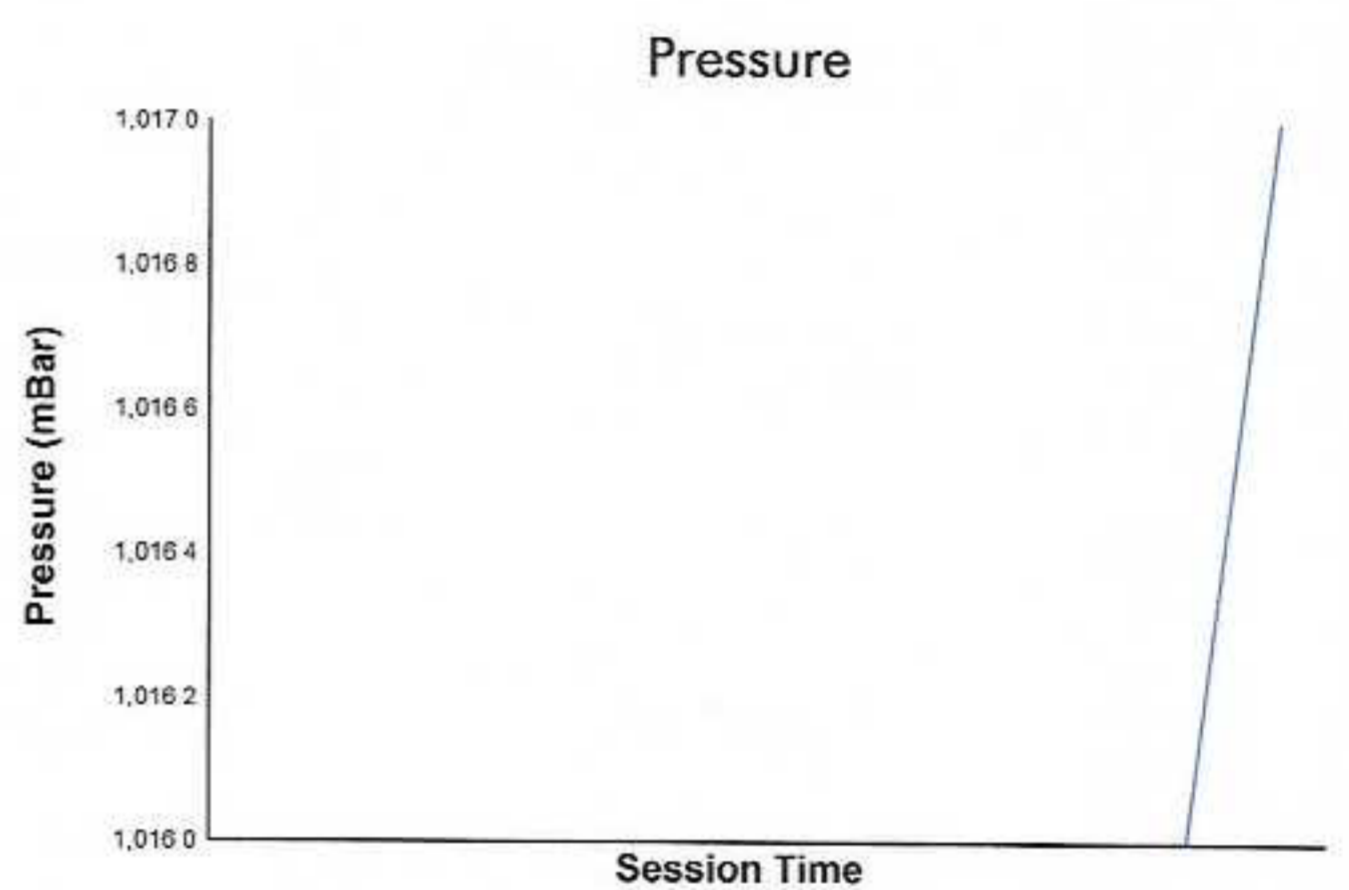
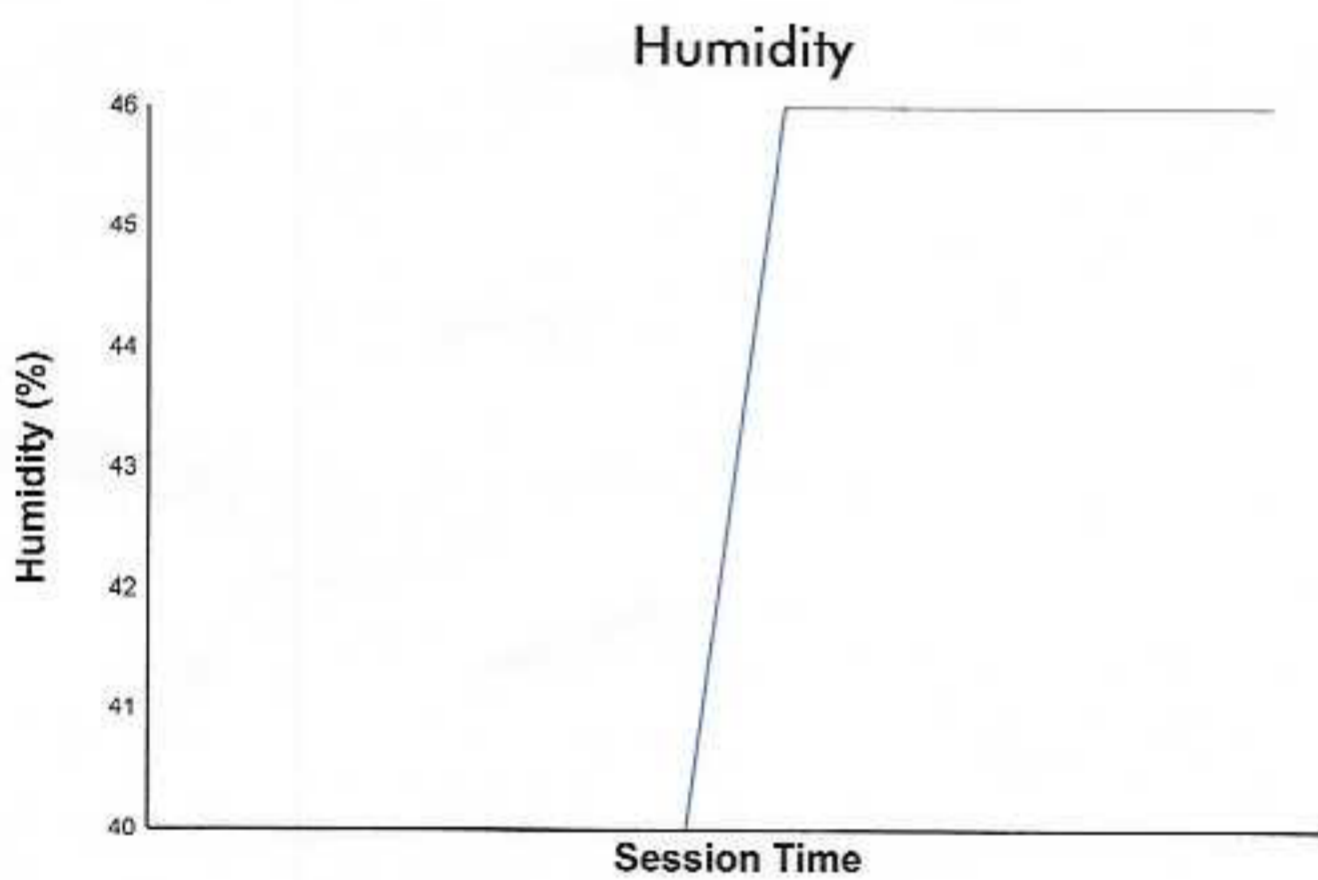
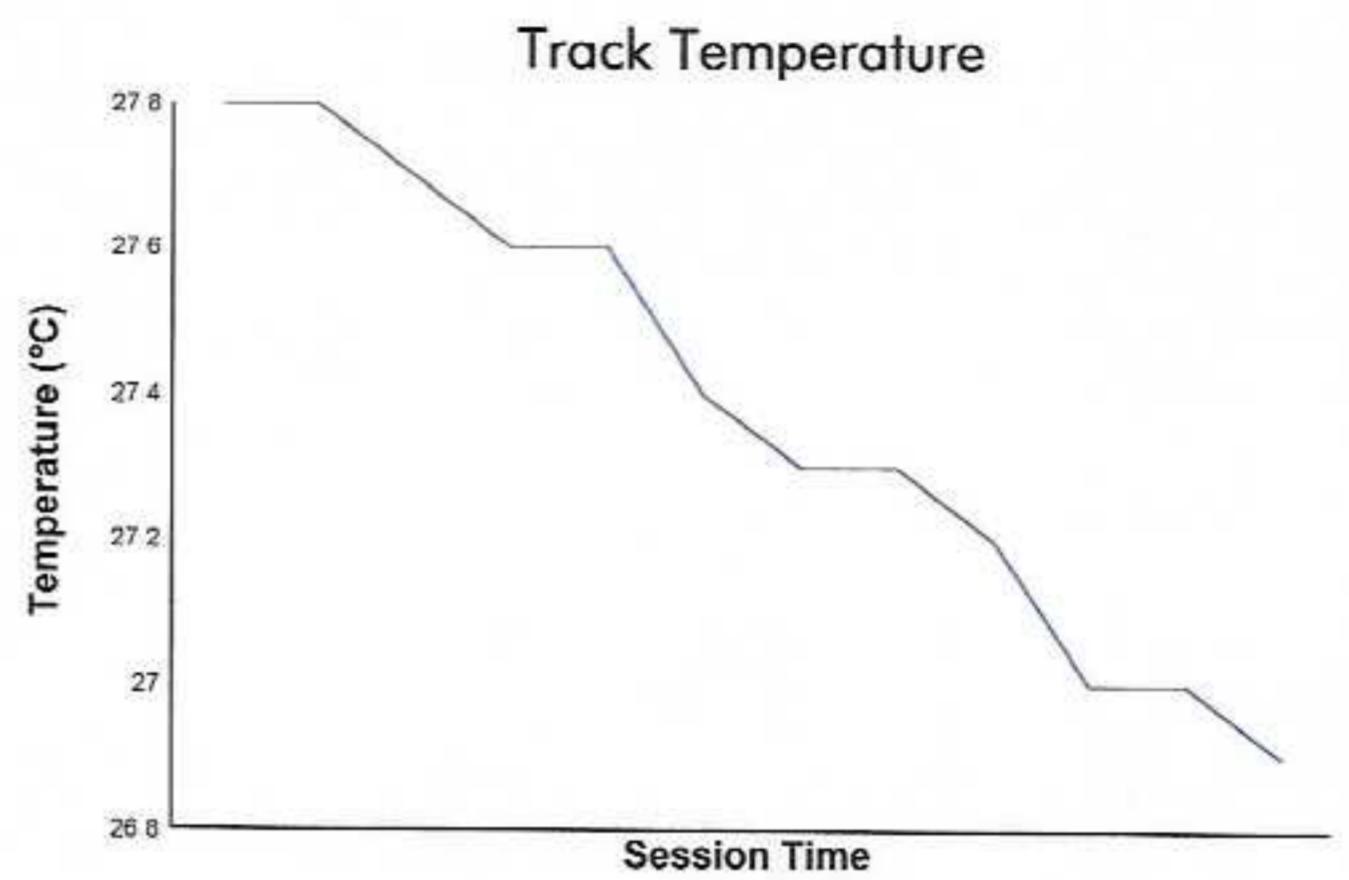
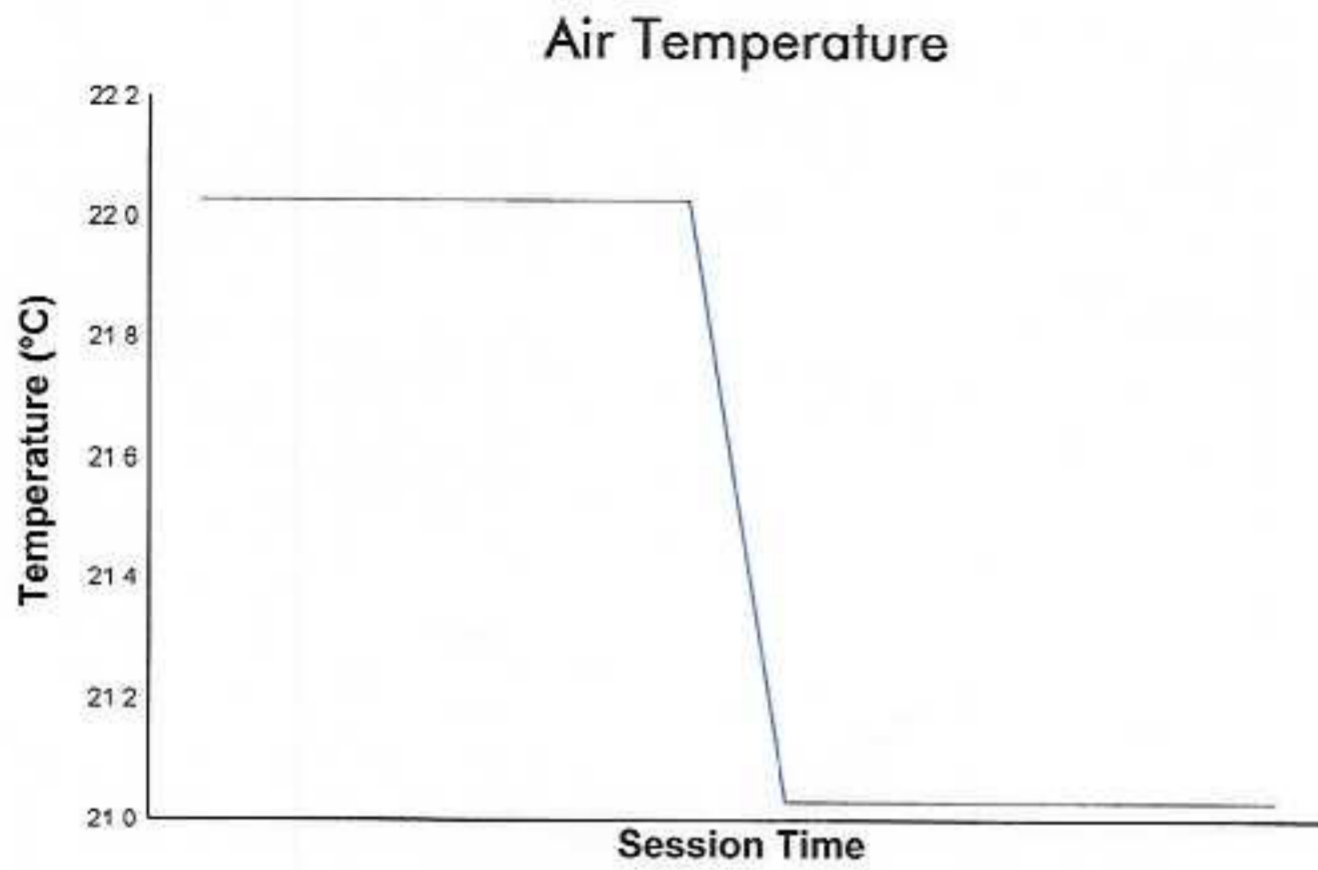
OMN

1	1:15.916	35.279	20.155	20.482	48.6	1:15.916
2	1:03.626	23.341	19.897	20.388	57.9	2:19.542
3	1:03.684	<b>23.045</b>	20.184	20.455	57.9	3:23.226
4	1:03.462	23.276	<b>19.672</b>	20.514	58.1	4:26.688
5	1:03.579	23.487	19.836	<b>20.256</b>	58.0	5:30.267
6	<b>1:03.211</b>	23.103	19.816	20.292	58.3	6:33.478
7	2:37.801 B	23.080	19.803	1:54.918	23.4	9:11.279
8	1:09.847	27.828	20.459	21.560	52.8	10:21.126





**MENA Karting Nations Cup 2024**  
**R390 ELITE**  
 Endurance Practice/Qualifying  
 Weather Report



Track Status: **DRY**

