



# R390 ELITE

## MENA Karting Nations Cup 2024

### Practice 7

### Classification

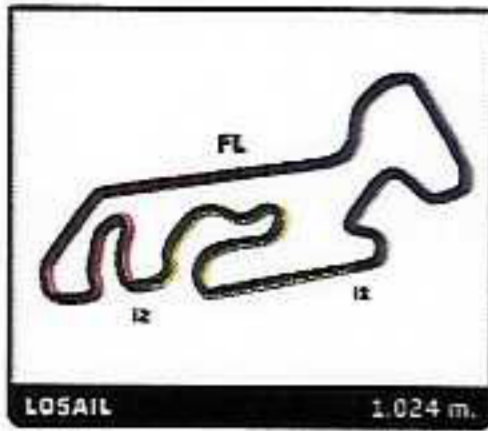
No	Driver	Nat	Team	Car	Cl.	Time	Lap	Total	Gap	Kph
1	18	Othmane	BENHAYOUN	MAR	SPRINT	1:02.284	9	14	-	59.2
2	8	Jad	ALAWAR	LBN	SPRINT	1:02.469	3	14	+0.185	59.0
3	19	Ahmed	ERQUIZI	MAR	SPRINT	1:02.508	9	14	+0.224	59.0
4	15	Tarik	ALMOU	MAR	SPRINT	1:02.509	13	14	+0.225	59.0
5	17	Mahdi	KADIRI	MAR	SPRINT	1:02.545	11	14	+0.261	58.9
6	38	Humaid	AL KETBI	ARE	SPRINT	1:02.647	13	14	+0.363	58.8
7	43	Bassam	NAKKASH		ENDURAN	1:02.729	10	14	+0.445	58.8
8	41	Ahmad	MOHAMMED		ENDURAN	1:02.766	13	14	+0.482	58.7
9	16	Ilies	FOUQUET	MAR	SPRINT	1:02.881	11	14	+0.597	58.6
10	37	Hussain	MOHAMMED	ARE	SPRINT	1:02.912	13	14	+0.628	58.6
11	9	Mazen	AL AWAR	LBN	SPRINT	1:02.918	9	14	+0.634	58.6
12	4	Rashid	AL MAMARI	BHR	SPRINT	1:03.362	4	12	+1.078	58.2
13	33	Suliman	ALROBAYA	SAU	SPRINT	1:03.523	6	13	+1.239	58.0
14	20	Reda	BENAIDY	MAR	SPRINT	1:03.644	2	14	+1.360	57.9
15	51	Karim	RIZKALLAH		ENDURAN	1:04.028	9	14	+1.744	57.6
16	35	Ebrahim	ELBACHA	SYR	SPRINT	1:04.230	8	14	+1.946	57.4
17	36	Ainas	ABTINI	SYR	SPRINT	1:04.451	6	14	+2.167	57.2
18	53	Mohamed	HELAL		ENDURAN	1:04.895	7	14	+2.611	56.8
19	2	Sarah	Mouaki BENANI	DZA	SPRINT	1:04.898	4	14	+2.614	56.8
20	48	Feras	DABOUL		ENDURAN	1:06.785	7	13	+4.501	55.2

**Fastest Lap:** Lap 9 | Othmane BENHAYOUN | 1:02.284 | 59.2 Kph

Published at: .....

Track Status: **DRY**

<b>Race Director</b> Mark Horsley 	<b>Timekeeper:</b> Isaac Mulungui 
---	---



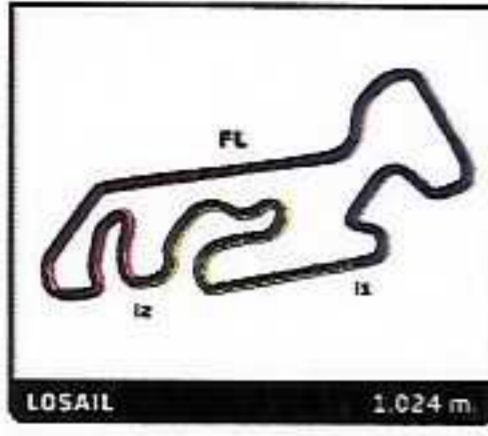
# R390 ELITE

## MENA Karting Nations Cup 2024

### Practice 7

### Best Sector Times

Sector 1			Sector 2			Sector 3			Ideal Lap	Best Lap				
Pos	No	Driver	Time	No	Driver	Time	Pos	No			Driver			
1	8	J.ALAWAR	22.645	38	H.AL KETBI	19.463	43	B.NAKKASH	19.931	1	38	H.AL KETBI	1:02.172	1:02.647 (6)
2	16	I.FOUQUET	22.680	15	T.ALMOU	19.548	17	M.KADIRI	19.939	2	17	M.KADIRI	1:02.213	1:02.545 (5)
3	15	T.ALMOU	22.685	18	O.BENHAYOUN	19.554	38	H.AL KETBI	19.957	3	18	O.BENHAYOUN	1:02.283	1:02.284 (1)
4	17	M.KADIRI	22.703	17	M.KADIRI	19.571	18	O.BENHAYOUN	19.959	4	15	T.ALMOU	1:02.298	1:02.509 (4)
5	43	B.NAKKASH	22.745	19	A.ERQUIZI	19.623	19	A.ERQUIZI	20.022	5	8	J.ALAWAR	1:02.386	1:02.469 (2)
6	38	H.AL KETBI	22.752	8	J.ALAWAR	19.630	15	T.ALMOU	20.065	6	19	A.ERQUIZI	1:02.411	1:02.508 (3)
7	19	A.ERQUIZI	22.766	16	I.FOUQUET	19.736	9	M.AL AWAR	20.089	7	43	B.NAKKASH	1:02.428	1:02.729 (7)
8	18	O.BENHAYOUN	22.770	41	A.MOHAMMED	19.744	8	J.ALAWAR	20.111	8	16	I.FOUQUET	1:02.542	1:02.881 (9)
9	9	M.AL AWAR	22.778	37	H.MOHAMMED	19.747	16	I.FOUQUET	20.126	9	41	A.MOHAMMED	1:02.716	1:02.766 (8)
10	41	A.MOHAMMED	22.816	43	B.NAKKASH	19.752	41	A.MOHAMMED	20.156	10	9	M.AL AWAR	1:02.722	1:02.918 (11)
11	37	H.MOHAMMED	22.888	4	R.AL MAMARI	19.790	33	S.ALROBAYA	20.190	11	37	H.MOHAMMED	1:02.854	1:02.912 (10)
12	35	E.ELBACHA	23.053	33	S.ALROBAYA	19.817	37	H.MOHAMMED	20.219	12	33	S.ALROBAYA	1:03.072	1:03.523 (13)
13	33	S.ALROBAYA	23.065	9	M.AL AWAR	19.855	4	R.AL MAMARI	20.341	13	4	R.AL MAMARI	1:03.207	1:03.362 (12)
14	4	R.AL MAMARI	23.076	20	R.BENAIIDY	19.954	20	R.BENAIIDY	20.385	14	20	R.BENAIIDY	1:03.420	1:03.644 (14)
15	20	R.BENAIIDY	23.081	51	K.RIZKALLAH	20.110	51	K.RIZKALLAH	20.403	15	51	K.RIZKALLAH	1:03.702	1:04.028 (15)
16	51	K.RIZKALLAH	23.189	53	M.HEHAL	20.144	2	S.BENANI	20.564	16	35	E.ELBACHA	1:04.046	1:04.230 (16)
17	36	A.ABTINI	23.434	36	A.ABTINI	20.198	36	A.ABTINI	20.627	17	36	A.ABTINI	1:04.259	1:04.451 (17)
18	53	M.HEHAL	23.501	35	E.ELBACHA	20.290	35	E.ELBACHA	20.703	18	53	M.HEHAL	1:04.386	1:04.895 (18)
19	2	S.BENANI	23.629	2	S.BENANI	20.401	53	M.HEHAL	20.741	19	2	S.BENANI	1:04.594	1:04.898 (19)
20	48	F.DABOUL	24.072	48	F.DABOUL	21.028	48	F.DABOUL	21.143	20	48	F.DABOUL	1:06.243	1:06.785 (20)



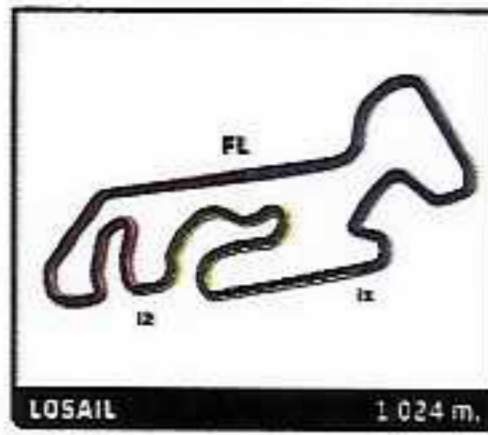
**R390 ELITE**  
**MENA Karting Nations Cup 2024**  
**Practice 7**

**Fastest Lap Sequence**

Elapsed	No Driver	Team	Car	Class	Time	Kph	Lap
2:24.637	9 Mazen AL AWAR			SPRINT	<b>1:03.558</b>	58.0	2
2:25.274	8 Jad ALAWAR			SPRINT	<b>1:02.841</b>	58.7	2
2:28.997	17 Mahdi KADIRI			SPRINT	<b>1:02.839</b>	58.7	2
3:27.743	8 Jad ALAWAR			SPRINT	<b>1:02.469</b>	59.0	3
9:52.933	18 Othmane BENHAYOUN			SPRINT	<b>1:02.284</b>	59.2	9



# MENA KARTING CHAMPIONSHIP NATIONS CUP

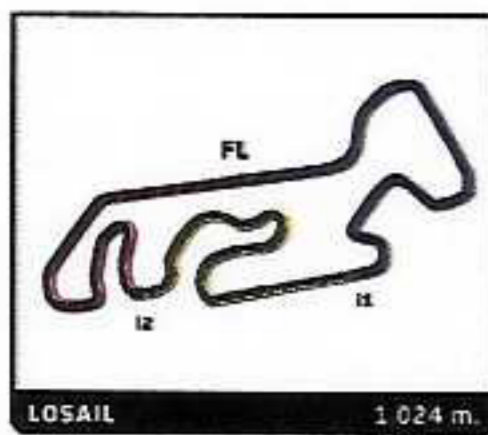


## R390 ELITE MENA Karting Nations Cup 2024 Practice 7

### Sector Analysis

Invalidated Lap   Personal Best   Session Best   Crossing the pit lane

Lap	Time	Sector 1	Sector 2	Sector 3	Kph	Elapsed	Lap	Time	Sector 1	Sector 2	Sector 3	Kph	Elapsed
<b>2</b> Sarah Mouaki BENANI DZA							6	1:02.973	22.965	19.879	20.129	58.5	7:10.240
1	1:29.850	48.422	20.864	20.564	41.0	1:29.850	7	1:03.016	22.890	20.005	20.121	58.5	8:13.256
2	1:05.073	23.793	20.502	20.778	56.7	2:34.923	8	1:02.989	22.855	20.044	20.090	58.5	9:16.245
3	1:05.027	23.629	20.559	20.839	56.7	3:39.950	9	1:02.918	22.778	19.964	20.176	58.6	10:19.163
4	1:04.898	23.635	20.651	20.612	56.8	4:44.848	10	1:03.516	22.949	20.368	20.199	58.0	11:22.679
5	1:05.659	24.526	20.401	20.732	56.1	5:50.507	11	1:03.054	22.944	19.951	20.159	58.5	12:25.733
6	1:04.950	23.654	20.498	20.798	56.8	6:55.457	12	1:02.994	22.909	19.996	20.089	58.5	13:28.727
7	1:05.117	24.007	20.490	20.620	56.6	8:00.574	13	1:03.611	22.910	20.121	20.580	58.0	14:32.338
8	1:05.260	23.904	20.551	20.805	56.5	9:05.834	14	1:03.059	22.895	19.949	20.215	58.5	15:35.397
9	1:07.442	24.120	22.265	21.057	54.7	10:13.276							
10	1:05.441	23.712	20.525	21.204	56.3	11:18.717							
11	1:05.630	23.924	20.855	20.851	56.2	12:24.347							
12	1:05.351	23.957	20.674	20.720	56.4	13:29.698							
13	1:05.661	23.933	20.704	21.024	56.1	14:35.359							
14	1:06.160	24.438	20.980	20.742	55.7	15:41.519							
<b>4</b> Rashid AL MAMARI BHR							<b>15</b> Tarik ALMOU MAR						
1	1:36.662	55.113	20.754	20.795	38.1	1:36.662	1	1:26.692	46.661	19.929	20.102	42.5	1:26.692
2	1:04.468	23.648	20.198	20.622	57.2	2:41.130	2	1:02.975	22.987	19.811	20.177	58.5	2:29.667
3	1:03.641	23.152	19.990	20.499	57.9	3:44.771	3	1:04.073	23.997	20.000	20.076	57.5	3:33.740
4	1:03.362	23.076	19.945	20.341	58.2	4:48.133	4	1:02.722	22.903	19.744	20.075	58.8	4:36.462
5	1:05.854	23.844	19.936	22.074	56.0	5:53.987	5	1:04.201	24.225	19.911	20.065	57.4	5:40.663
6	1:09.224	26.809	21.176	21.239	53.3	7:03.211	6	1:03.333	23.119	19.765	20.449	58.2	6:43.996
7	1:05.806	23.712	20.011	22.083	56.0	8:09.017	7	1:06.528	23.031	23.057	20.440	55.4	7:50.524
8	1:21.303	28.178	23.824	29.301	45.3	9:30.320	8	1:02.911	22.764	19.881	20.266	58.6	8:53.435
9	1:25.119	33.792	28.262	23.065	43.3	10:55.439	9	1:02.771	22.835	19.789	20.147	58.7	9:56.206
10	1:04.991	23.818	19.790	21.383	56.7	12:00.430	10	1:02.604	22.922	19.548	20.134	58.9	10:58.810
11	1:04.857	23.377	20.099	21.381	56.8	13:05.287	11	1:02.639	22.685	19.753	20.201	58.9	12:01.449
12	1:04.970	24.512	20.023	20.435	56.7	14:10.257	12	1:03.246	23.096	19.893	20.257	58.3	13:04.695
							13	1:02.509	22.821	19.599	20.089	59.0	14:07.204
							14	1:02.709	22.903	19.684	20.122	58.8	15:09.913
<b>8</b> Jad ALAWAR LBN							<b>16</b> Ilies FOUQUET MAR						
1	1:22.433	41.772	20.089	20.572	44.7	1:22.433	1	1:27.929	46.499	21.187	20.243	41.9	1:27.929
2	1:02.841	22.918	19.810	20.113	58.7	2:25.274	2	1:03.419	23.362	19.858	20.199	58.1	2:31.348
3	1:02.469	22.693	19.630	20.146	59.0	3:27.743	3	1:03.937	23.430	20.059	20.448	57.7	3:35.285
4	1:03.289	23.011	19.837	20.441	58.2	4:31.032	4	1:03.496	23.180	19.952	20.364	58.1	4:38.781
5	1:03.634	23.406	20.117	20.111	57.9	5:34.666	5	1:04.120	23.651	20.343	20.126	57.5	5:42.901
6	1:03.133	22.938	19.906	20.289	58.4	6:37.799	6	1:03.878	23.285	20.114	20.479	57.7	6:46.779
7	1:02.688	22.837	19.676	20.175	58.8	7:40.487	7	1:03.443	22.680	20.347	20.416	58.1	7:50.222
8	1:02.896	22.645	19.905	20.346	58.6	8:43.383	8	1:02.973	22.893	19.849	20.231	58.5	8:53.195
9	1:02.970	22.878	19.903	20.189	58.5	9:46.353	9	1:03.357	22.932	20.249	20.176	58.2	9:56.552
10	1:02.813	22.863	19.721	20.229	58.7	10:49.166	10	1:02.977	22.978	19.840	20.159	58.5	10:59.529
11	1:03.183	22.881	20.062	20.240	58.3	11:52.349	11	1:02.881	22.904	19.736	20.241	58.6	12:02.410
12	1:03.683	22.829	20.530	20.324	57.9	12:56.032	12	1:03.131	22.974	19.987	20.170	58.4	13:05.541
13	1:03.178	23.104	19.933	20.141	58.3	13:59.210	13	1:03.804	23.234	20.155	20.415	57.8	14:09.345
14	1:02.889	22.861	19.787	20.241	58.6	15:02.099	14	1:03.627	23.013	20.290	20.324	57.9	15:12.972
<b>9</b> Mazen AL AWAR LBN							<b>17</b> Mahdi KADIRI MAR						
1	1:21.079	40.636	20.080	20.363	45.5	1:21.079	1	1:26.158	45.856	20.143	20.159	42.8	1:26.158
2	1:03.558	23.048	19.997	20.513	58.0	2:24.637	2	1:02.839	23.087	19.724	20.028	58.7	2:28.997
3	1:03.007	22.827	19.855	20.325	58.5	3:27.644	3	1:02.919	23.266	19.714	19.939	58.6	3:31.916
4	1:03.603	23.533	19.947	20.123	58.0	4:31.247	4	1:03.141	23.167	19.740	20.234	58.4	4:35.057
5	1:36.020	55.870	19.962	20.188	38.4	6:07.267	5	1:11.117	25.808	24.845	20.464	51.8	5:46.174
							6	1:02.765	22.848	19.821	20.096	58.7	6:48.939
							7	1:03.894	23.795	19.818	20.281	57.7	7:52.833
							8	1:02.797	22.855	19.702	20.240	58.7	8:55.630
							9	1:02.747	22.799	19.694	20.254	58.8	9:58.377
							10	1:02.734	22.826	19.825	20.083	58.8	11:01.111
							11	1:02.545	22.723	19.702	20.120	58.9	12:03.656



# R390 ELITE

## MENA Karting Nations Cup 2024

### Practice 7

### Sector Analysis

— Invalidated Lap    ■ Personal Best    ■ Session Best    B Crossing the pit lane

Lap	Time	Sector 1	Sector 2	Sector 3	Kph	Elapsed	Lap	Time	Sector 1	Sector 2	Sector 3	Kph	Elapsed
12	1:02.612	22.703	19.858	20.051	58.9	13:06.268	1	1:25.151	44.635	20.203	20.313	43.3	1:25.151
13	1:02.898	23.000	19.571	20.327	58.6	14:09.166	2	1:03.753	23.157	20.004	20.592	57.8	2:28.904
14	1:02.894	22.828	19.873	20.193	58.6	15:12.060	3	1:05.606	25.048	20.200	20.358	56.2	3:34.510

**18** Othmane BENHAYOUN MAR

1	1:26.371	46.118	20.130	20.123	42.7	1:26.371
2	1:02.945	23.081	19.741	20.123	58.6	2:29.316
3	1:03.771	23.809	19.839	20.123	57.8	3:33.087
4	1:03.147	22.998	19.991	20.158	58.4	4:36.234
5	1:04.675	24.529	20.158	19.988	57.0	5:40.909
6	1:04.155	23.219	20.665	20.271	57.5	6:45.064
7	1:03.036	23.133	19.944	19.959	58.5	7:48.100
8	1:02.549	22.838	19.692	20.019	58.9	8:50.649
9	1:02.284	22.770	19.554	19.960	59.2	9:52.933
10	1:02.805	22.890	19.887	20.028	58.7	10:55.738
11	1:03.450	22.885	19.861	20.704	58.1	11:59.188
12	1:02.892	23.108	19.810	19.974	58.6	13:02.080
13	1:02.482	22.851	19.632	19.999	59.0	14:04.562
14	1:02.890	22.908	19.991	19.991	58.6	15:07.452

**19** Ahmed ERQUIZI MAR

1	1:26.058	44.032	21.764	20.262	42.8	1:26.058
2	1:02.842	22.820	19.849	20.173	58.7	2:28.900
3	1:02.915	23.080	19.623	20.212	58.6	3:31.815
4	1:03.434	23.028	19.899	20.507	58.1	4:35.249
5	1:05.317	24.474	20.465	20.378	56.4	5:40.566
6	1:04.104	23.375	19.882	20.847	57.5	6:44.670
7	1:02.764	22.766	19.976	20.022	58.7	7:47.434
8	1:03.497	22.791	20.210	20.496	58.1	8:50.931
9	1:02.508	22.826	19.651	20.031	59.0	9:53.439
10	1:02.916	22.909	19.750	20.257	58.6	10:56.355
11	1:03.264	23.110	19.857	20.297	58.3	11:59.619
12	1:03.080	23.102	19.904	20.074	58.4	13:02.699
13	1:02.771	22.835	19.791	20.145	58.7	14:05.470
14	1:02.676	22.807	19.750	20.119	58.8	15:08.146

**20** Reda BENAIDY MAR

1	1:27.605	46.264	20.864	20.477	42.1	1:27.605
2	1:03.644	23.178	20.081	20.385	57.9	2:31.249
3	1:03.777	23.304	20.024	20.449	57.8	3:35.026
4	1:03.659	23.176	19.954	20.529	57.9	4:38.685
5	1:05.433	24.706	20.342	20.385	56.3	5:44.118
6	1:03.787	23.081	20.220	20.486	57.8	6:47.905
7	1:05.877	24.810	20.387	20.680	56.0	7:53.782
8	1:04.545	23.388	20.073	21.084	57.1	8:58.327
9	1:04.224	23.525	20.194	20.505	57.4	10:02.551
10	1:04.557	23.166	20.409	20.982	57.1	11:07.108
11	1:04.358	23.301	20.166	20.891	57.3	12:11.466
12	1:04.330	23.220	20.347	20.763	57.3	13:15.796
13	1:04.210	23.156	20.175	20.879	57.4	14:20.006
14	1:04.172	23.272	20.329	20.571	57.4	15:24.178

**33** Suliman ALROBAYA SAU

**35** Ebrahim ELBACHA SYR

1	1:25.151	44.635	20.203	20.313	43.3	1:25.151
2	1:03.753	23.157	20.004	20.592	57.8	2:28.904
3	1:05.606	25.048	20.200	20.358	56.2	3:34.510
4	1:03.901	23.065	19.817	21.019	57.7	4:38.411
5	1:03.603	23.562	19.851	20.190	58.0	5:42.014
6	1:03.523	23.107	19.965	20.451	58.0	6:45.537
7	1:03.536	23.413	19.907	20.216	58.0	7:49.073
8	1:03.524	23.190	20.061	20.273	58.0	8:52.597
9	1:26.876	23.214	30.607	33.055	42.4	10:19.473
10	1:05.143	24.587	20.055	20.501	56.6	11:24.616
11	1:03.801	23.178	20.170	20.453	57.8	12:28.417
12	1:38.662	38.390	31.300	28.972	37.4	14:07.079
13	1:06.247	24.716	21.066	20.465	55.6	15:13.326

**36** Ainas ABTINI SYR

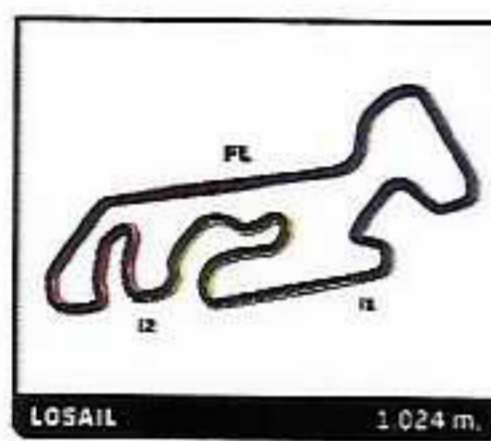
1	1:37.023	55.688	20.519	20.816	38.0	1:37.023
2	1:05.093	23.984	20.290	20.819	56.6	2:42.116
3	1:07.834	23.925	21.005	22.904	54.3	3:49.950
4	1:04.893	23.300	20.656	20.937	56.8	4:54.843
5	1:10.471	25.699	23.690	21.082	52.3	6:05.314
6	1:05.284	23.433	20.832	21.019	56.5	7:10.598
7	1:07.343	25.316	21.324	20.703	54.7	8:17.941
8	1:04.230	23.053	20.467	20.710	57.4	9:22.171
9	1:07.569	25.504	20.943	21.122	54.6	10:29.740
10	1:04.961	23.689	20.363	20.909	56.7	11:34.701
11	1:04.924	23.615	20.357	20.952	56.8	12:39.625
12	1:05.646	23.799	20.692	21.155	56.2	13:45.271
13	1:04.735	23.337	20.448	20.950	56.9	14:50.006
14	1:05.006	23.650	20.421	20.935	56.7	15:55.012

**37** Hussain MOHAMMED ARE

1	1:32.101	50.655	20.505	20.941	40.0	1:32.101
2	1:04.959	23.760	20.360	20.839	56.7	2:37.060
3	1:04.853	23.688	20.372	20.793	56.8	3:41.913
4	1:04.888	23.912	20.231	20.745	56.8	4:46.801
5	1:05.178	24.137	20.329	20.712	56.6	5:51.979
6	1:04.451	23.434	20.329	20.688	57.2	6:56.430
7	1:04.783	23.634	20.198	20.951	56.9	8:01.213
8	1:05.217	23.561	20.461	21.195	56.5	9:06.430
9	1:06.184	23.912	21.538	20.734	55.7	10:12.614
10	1:04.877	23.912	20.263	20.702	56.8	11:17.491
11	1:05.428	23.773	20.789	20.866	56.3	12:22.919
12	1:04.629	23.789	20.210	20.630	57.0	13:27.548
13	1:05.454	23.705	20.894	20.855	56.3	14:33.002
14	1:05.354	23.899	20.828	20.627	56.4	15:38.356

**37** Hussain MOHAMMED ARE

1	1:23.813	42.981	20.403	20.429	44.0	1:23.813
2	1:03.785	23.140	20.204	20.441	57.8	2:27.598
3	1:04.047	23.189	20.330	20.528	57.6	3:31.645
4	1:03.953	23.053	20.463	20.437	57.6	4:35.598
5	1:04.774	24.157	20.215	20.402	56.9	5:40.372
6	1:04.474	23.143	20.643	20.688	57.2	6:44.846
7	1:03.156	22.986	19.851	20.319	58.4	7:48.002



# R390 ELITE

## MENA Karting Nations Cup 2024

### Practice 7

### Sector Analysis

— Invalidated Lap    ■ Personal Best    ■ Session Best    ■ Crossing the pit lane

Lap	Time	Sector 1	Sector 2	Sector 3	Kph	Elapsed	Lap	Time	Sector 1	Sector 2	Sector 3	Kph	Elapsed
8	1:03.511	23.427	19.774	20.310	58.0	8:51.513	14	1:02.898	22.750	20.047	20.101	58.6	15:01.762
9	1:03.280	23.119	19.826	20.335	58.3	9:54.793							
10	1:03.128	22.994	19.773	20.361	58.4	10:57.921							
11	1:03.086	<b>22.888</b>	19.808	20.390	58.4	12:01.007							
12	1:03.868	23.188	19.963	20.717	57.7	13:04.875							
13	<b>1:02.912</b>	22.946	<b>19.747</b>	<b>20.219</b>	58.6	14:07.787							
14	1:03.221	23.009	19.857	20.355	58.3	15:11.008							

### 38 Humaid AL KETBI ARE

1	1:29.144	48.544	20.480	20.120	41.4	1:29.144
2	1:02.980	23.071	19.801	20.108	58.5	2:32.124
3	1:02.913	23.000	19.673	20.240	58.6	3:35.037
4	1:03.093	22.986	<b>19.463</b>	20.644	58.4	4:38.130
5	1:03.303	23.389	19.957	<b>19.957</b>	58.2	5:41.433
6	1:02.887	22.920	19.737	20.230	58.6	6:44.320
7	1:02.932	22.876	19.894	20.162	58.6	7:47.252
8	1:02.707	22.813	19.821	20.073	58.8	8:49.959
9	1:02.691	22.818	19.841	20.032	58.8	9:52.650
10	1:03.410	23.383	19.879	20.148	58.1	10:56.060
11	1:03.006	22.827	19.827	20.352	58.5	11:59.066
12	1:03.377	23.442	19.865	20.070	58.2	13:02.443
13	<b>1:02.647</b>	<b>22.752</b>	19.768	20.127	58.8	14:05.090
14	1:02.697	22.901	19.815	19.981	58.8	15:07.787

### 41 Ahmad MOHAMMED

1	1:27.681	47.272	20.162	20.247	42.0	1:27.681
2	1:03.048	22.928	19.875	20.245	58.5	2:30.729
3	1:03.413	23.026	20.178	20.209	58.1	3:34.142
4	1:03.316	<b>22.816</b>	19.763	20.737	58.2	4:37.458
5	1:04.233	23.592	20.099	20.542	57.4	5:41.691
6	1:03.274	22.830	20.007	20.437	58.3	6:44.965
7	1:03.705	23.595	19.808	20.302	57.9	7:48.670
8	1:03.175	23.101	19.812	20.262	58.4	8:51.845
9	1:03.093	22.958	19.852	20.283	58.4	9:54.938
10	1:03.080	23.116	<b>19.744</b>	20.220	58.4	10:58.018
11	1:03.757	23.090	20.391	20.276	57.8	12:01.775
12	1:03.417	23.009	19.867	20.541	58.1	13:05.192
13	<b>1:02.766</b>	22.854	19.756	<b>20.156</b>	58.7	14:07.958
14	1:03.148	23.028	19.920	20.200	58.4	15:11.106

### 43 Bassam NAKKASH

1	1:22.483	42.005	20.120	20.358	44.7	1:22.483
2	1:02.893	23.106	19.806	19.981	58.6	2:25.376
3	1:02.800	22.902	<b>19.752</b>	20.146	58.7	3:28.176
4	1:02.916	<b>22.745</b>	19.985	20.186	58.6	4:31.092
5	1:03.359	23.111	20.068	20.180	58.2	5:34.451
6	1:03.024	22.803	20.066	20.155	58.5	6:37.475
7	1:03.109	22.815	19.965	20.329	58.4	7:40.584
8	1:02.910	22.751	20.058	20.101	58.6	8:43.494
9	1:03.040	23.035	20.007	19.998	58.5	9:46.534
10	<b>1:02.729</b>	22.862	19.936	<b>19.931</b>	58.8	10:49.263
11	1:03.311	22.934	20.277	20.100	58.2	11:52.574
12	1:03.185	22.774	20.118	20.293	58.3	12:55.759
13	1:03.105	23.035	20.083	19.987	58.4	13:58.864

### 48 Feras DABOUL

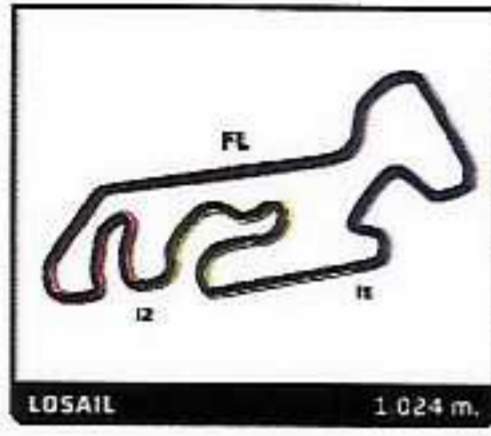
1	1:39.638	56.491	21.182	21.965	37.0	1:39.638
2	1:08.734	24.609	21.749	22.376	53.6	2:48.372
3	1:07.375	24.432	21.337	21.606	54.7	3:55.747
4	1:09.194	24.889	22.093	22.212	53.3	5:04.941
5	1:10.114	27.786	21.043	21.285	52.6	6:15.055
6	1:07.898	24.343	21.709	21.846	54.3	7:22.953
7	<b>1:06.785</b>	24.443	21.199	<b>21.143</b>	55.2	8:29.738
8	1:11.705	24.417	25.625	21.663	51.4	9:41.443
9	1:10.059	<b>24.072</b>	23.005	22.982	52.6	10:51.502
10	1:07.933	24.170	21.471	22.292	54.3	11:59.435
11	1:08.527	26.138	21.114	21.275	53.8	13:07.962
12	1:08.441	25.293	21.472	21.676	53.9	14:16.403
13	1:08.029	25.011	<b>21.028</b>	21.990	54.2	15:24.432

### 51 Karim RIZKALLAH

1	1:22.498	41.487	20.190	20.821	44.7	1:22.498
2	1:04.931	23.881	20.226	20.824	56.8	2:27.429
3	1:04.415	23.196	20.205	21.014	57.2	3:31.844
4	1:05.413	24.055	20.456	20.902	56.4	4:37.257
5	1:05.539	24.116	20.866	20.557	56.2	5:42.796
6	1:04.944	<b>23.189</b>	20.318	21.437	56.8	6:47.740
7	1:05.666	24.193	20.691	20.782	56.1	7:53.406
8	1:04.635	23.323	20.422	20.890	57.0	8:58.041
9	<b>1:04.028</b>	23.439	20.186	<b>20.403</b>	57.6	10:02.069
10	1:04.655	23.606	20.171	20.878	57.0	11:06.724
11	1:04.871	23.536	20.125	21.210	56.8	12:11.595
12	1:04.301	23.615	20.181	20.505	57.3	13:15.896
13	1:04.567	23.606	<b>20.110</b>	20.851	57.1	14:20.463
14	1:04.117	23.408	20.304	20.405	57.5	15:24.580

### 53 Mohamed HELAL

1	1:36.564	54.841	20.615	21.108	38.2	1:36.564
2	1:05.274	24.094	20.177	21.003	56.5	2:41.838
3	1:06.058	23.834	20.853	21.371	55.8	3:47.896
4	1:05.294	24.261	20.285	20.748	56.5	4:53.190
5	1:05.348	24.203	<b>20.144</b>	21.001	56.4	5:58.538
6	1:05.527	23.887	20.679	20.961	56.3	7:04.065
7	<b>1:04.895</b>	23.683	20.344	20.868	56.8	8:08.960
8	1:05.420	23.925	20.361	21.134	56.3	9:14.380
9	1:05.764	23.901	20.918	20.945	56.1	10:20.144
10	1:05.113	<b>23.501</b>	20.871	<b>20.741</b>	56.6	11:25.257
11	1:05.210	23.788	20.486	20.936	56.5	12:30.467
12	1:05.010	23.660	20.452	20.898	56.7	13:35.477
13	1:05.327	24.035	20.494	20.798	56.4	14:40.804
14	1:05.386	24.001	20.449	20.936	56.4	15:46.190



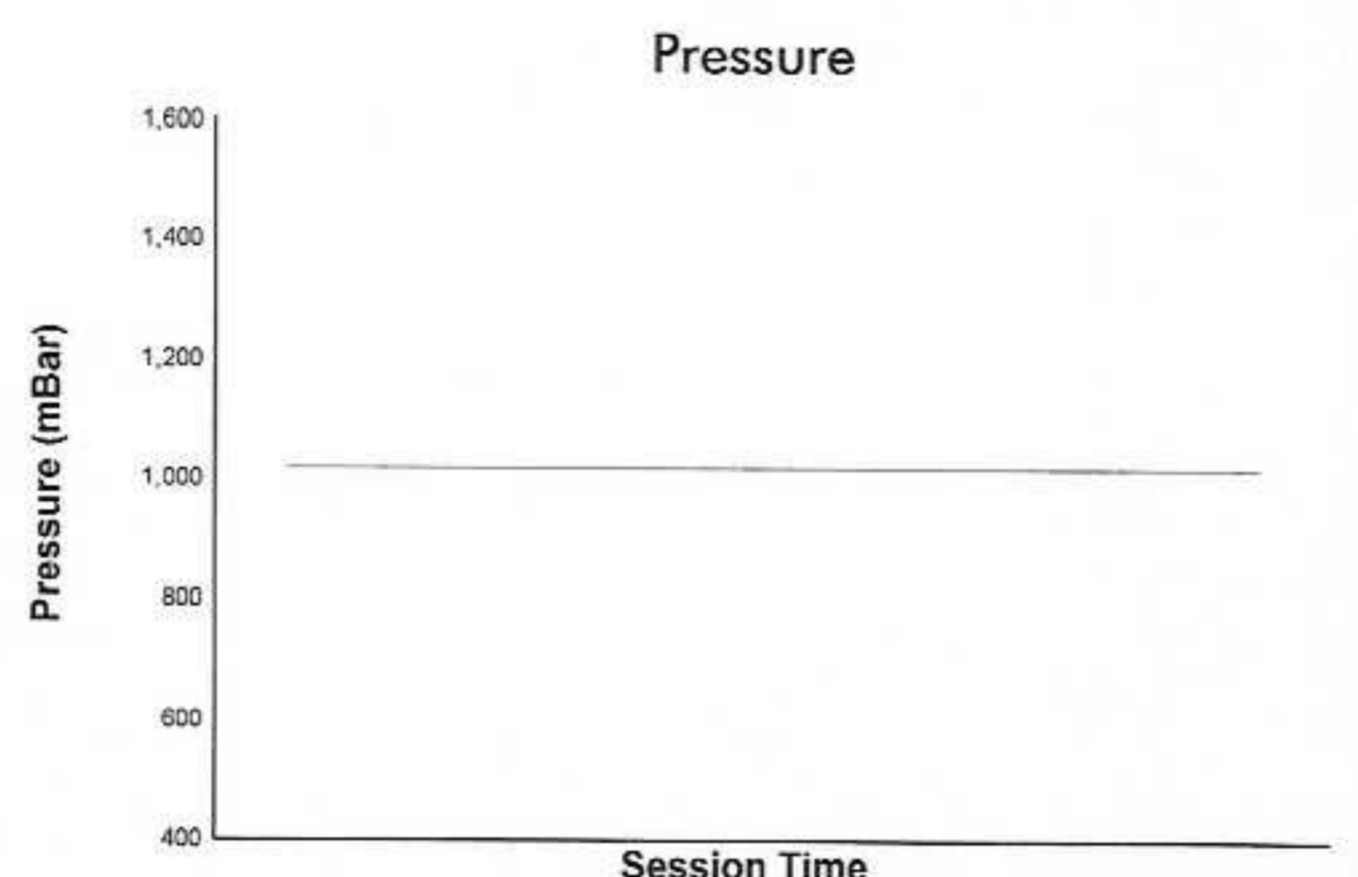
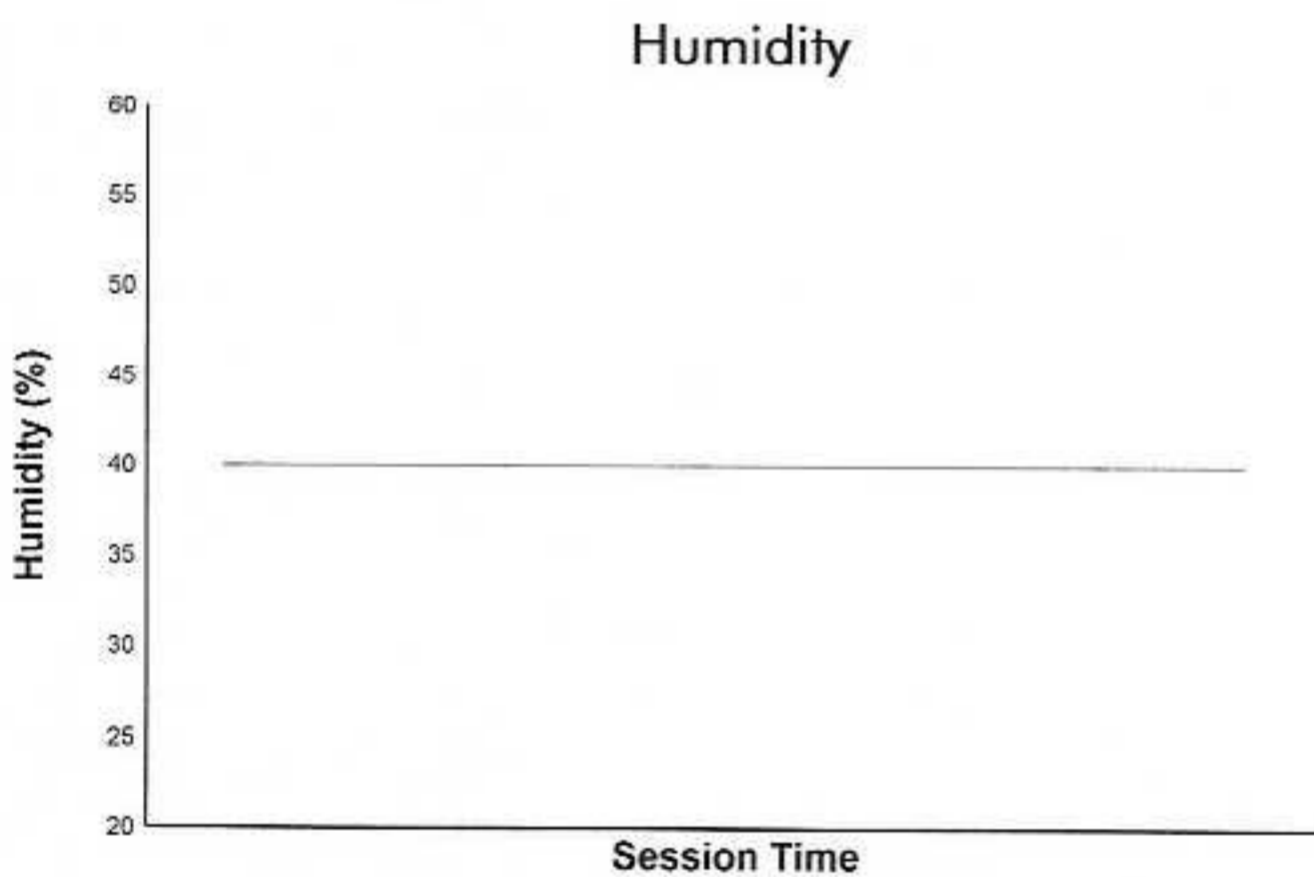
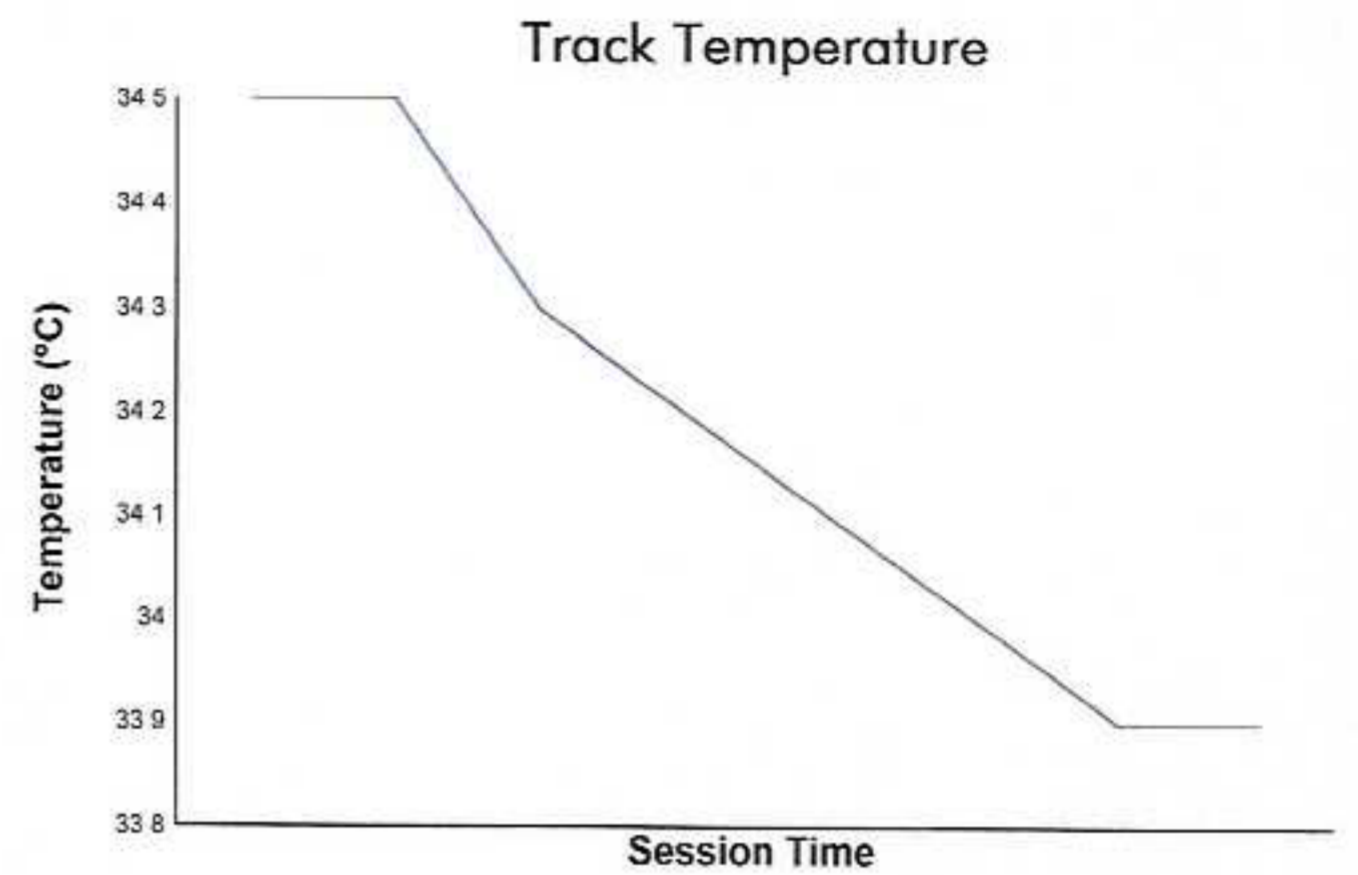
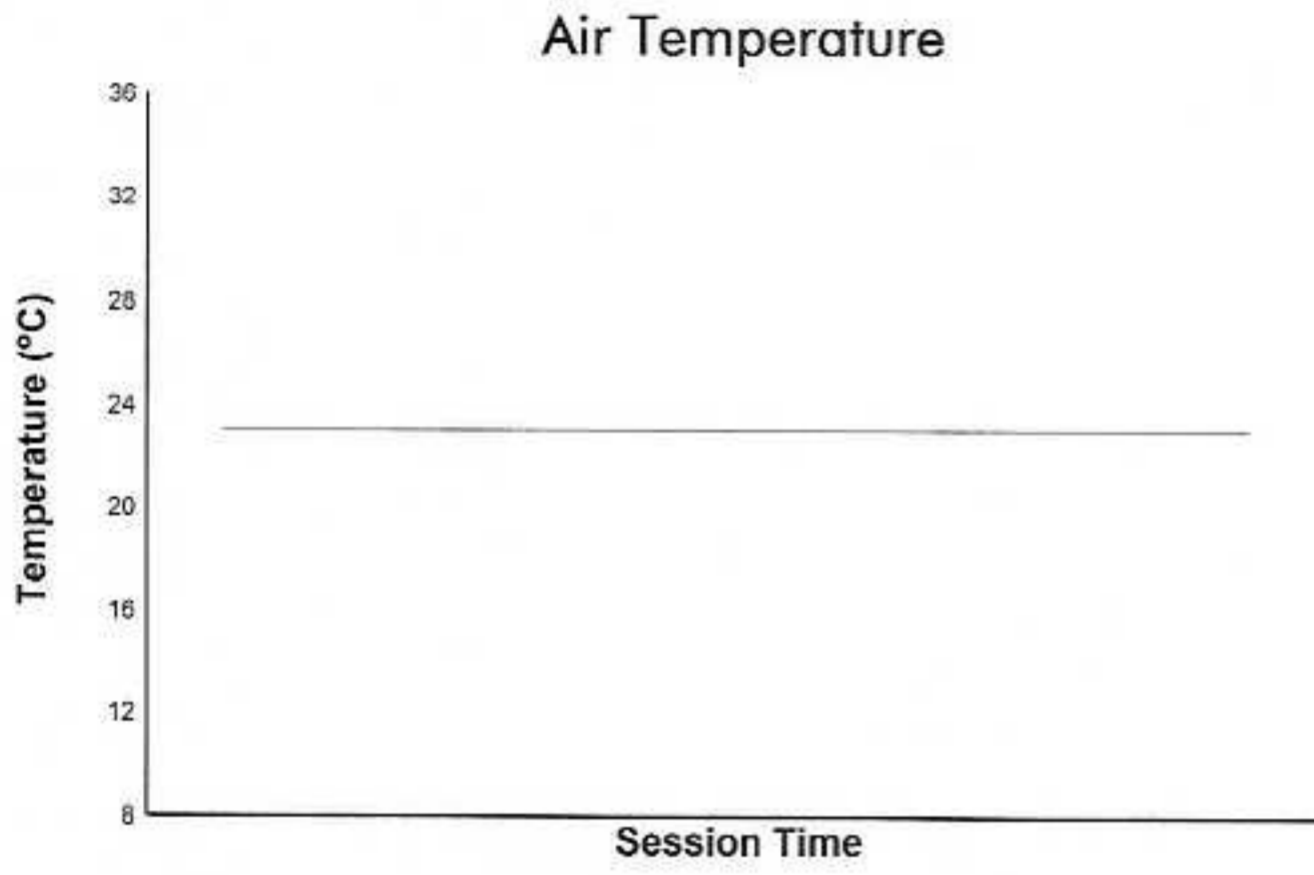


# MENA Karting Nations Cup 2024

## R390 ELITE

### Practice 7

#### Weather Report



Track Status: **DRY**

