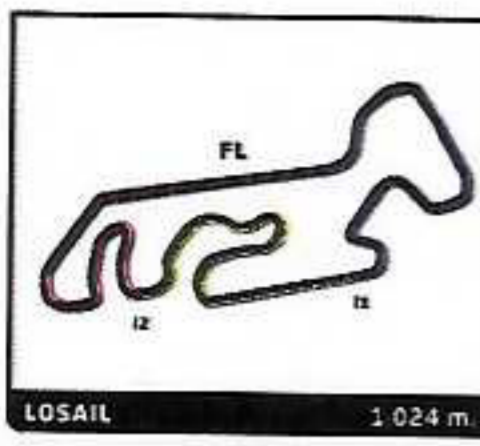




MENA KARTING CHAMPIONSHIP NATIONS CUP



R390 ELITE MENA Karting Nations Cup 2024 Practice 6



Classification

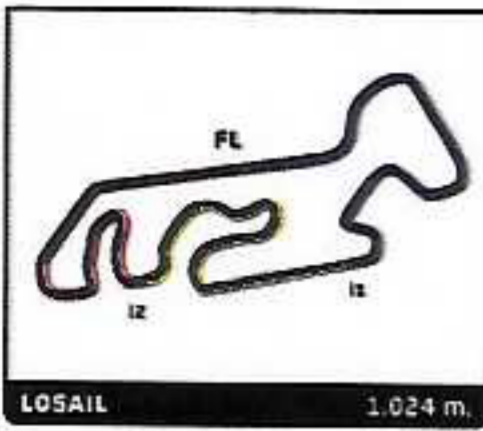
No	Driver	Nat	Team	Car	Cl.	Time	Lap	Total	Gap	Kph
1	4 Rashid AL MAMARI	BHR			SPRINT	1:02.482	7	12	-	59.0
2	21 Omar ASWAT	QAT			SPRINT	1:02.546	2	14	+0.064	58.9
3	17 Mahdi KADIRI	MAR			SPRINT	1:02.574	6	13	+0.092	58.9
4	31 Muteb ALSAQHAN	SAU			SPRINT	1:02.585	11	14	+0.103	58.9
5	15 Tarik ALMOU	MAR			SPRINT	1:02.600	6	15	+0.118	58.9
6	18 Othmane BENHAYOUN	MAR			SPRINT	1:02.649	4	13	+0.167	58.8
7	46 Fahad ALDHAFERI				ENDURAN	1:02.688	9	15	+0.206	58.8
8	41 Ahmad MOHAMMED				ENDURAN	1:02.804	11	14	+0.322	58.7
9	52 Khalid ALZAYED				ENDURAN	1:03.048	13	13	+0.566	58.5
10	20 Reda BENAIDY	MAR			SPRINT	1:03.252	6	13	+0.770	58.3
11	32 Faisal ALHARBI	SAU			SPRINT	1:03.313	4	14	+0.831	58.2
12	34 Abdulaziz ABOALNAJA	SAU			SPRINT	1:03.337	7	14	+0.855	58.2
13	38 Humaid AL KETBI	ARE			SPRINT	1:03.511	10	14	+1.029	58.0
14	37 Hussain MOHAMMED	ARE			SPRINT	1:03.552	7	14	+1.070	58.0
15	24 Tomas ESTEVEZ	QAT			SPRINT	1:03.827	2	13	+1.345	57.8
16	19 Ahmed ERQUIZI	MAR			SPRINT	1:03.951	13	14	+1.469	57.6
17	35 Ebrahim ELBACHA	SYR			SPRINT	1:04.008	5	12	+1.526	57.6
18	36 Ainas ABTINI	SYR			SPRINT	1:04.281	5	14	+1.799	57.3
19	22 Zaid AL BANY	QAT			SPRINT	1:04.313	4	14	+1.831	57.3
20	48 Feras DABOUL				ENDURAN	1:06.863	11	13	+4.381	55.1

Fastest Lap: Lap 7 Rashid AL MAMARI 1:02.482 59.0 Kph

Published at:

Track Status: **DRY**

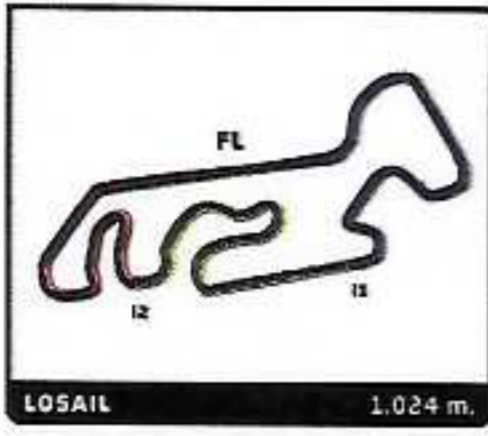
Race Director Mark Horsley 	Timekeeper: Isaac Mulungui 
---	---



R390 ELITE
MENA Karting Nations Cup 2024
Practice 6

Best Sector Times

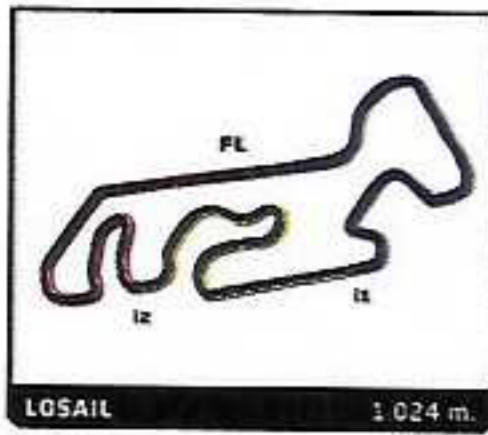
Sector 1			Sector 2			Sector 3			Ideal Lap	Best Lap
Pos	No Driver	Time	No Driver	Time	No Driver	Time	Pos	No Driver		
1	21 O.ASWAT	22.516	4 R.AL MAMARI	19.529	18 O.BENHAYOUN	19.916	1	21 O.ASWAT	1:02.309	1:02.546 (2)
2	17 M.KADIRI	22.668	31 M.ALSAQHAN	19.584	21 O.ASWAT	19.916	2	31 M.ALSAQHAN	1:02.392	1:02.585 (4)
3	52 K.ALZAYED	22.700	15 T.ALMOU	19.600	17 M.KADIRI	20.036	3	4 R.AL MAMARI	1:02.439	1:02.482 (1)
4	31 M.ALSAQHAN	22.734	18 O.BENHAYOUN	19.660	46 F.ALDHAFEERI	20.037	4	15 T.ALMOU	1:02.483	1:02.600 (5)
5	15 T.ALMOU	22.745	46 F.ALDHAFEERI	19.661	31 M.ALSAQHAN	20.074	5	46 F.ALDHAFEERI	1:02.486	1:02.688 (7)
6	20 R.BENAIIDY	22.774	32 F.ALHARBI	19.668	4 R.AL MAMARI	20.082	6	17 M.KADIRI	1:02.492	1:02.574 (3)
7	46 F.ALDHAFEERI	22.788	41 A.MOHAMMED	19.676	15 T.ALMOU	20.138	7	18 O.BENHAYOUN	1:02.517	1:02.649 (6)
8	4 R.AL MAMARI	22.828	24 T.ESTEVEZ	19.702	41 A.MOHAMMED	20.148	8	52 K.ALZAYED	1:02.621	1:03.048 (9)
9	41 A.MOHAMMED	22.871	34 A.ABOALNAJA	19.755	20 R.BENAIIDY	20.153	9	41 A.MOHAMMED	1:02.695	1:02.804 (8)
10	18 O.BENHAYOUN	22.941	52 K.ALZAYED	19.757	52 K.ALZAYED	20.164	10	20 R.BENAIIDY	1:02.810	1:03.252 (10)
11	34 A.ABOALNAJA	22.963	17 M.KADIRI	19.788	34 A.ABOALNAJA	20.218	11	34 A.ABOALNAJA	1:02.936	1:03.337 (12)
12	37 H.MOHAMMED	22.972	38 H.AL KETBI	19.842	32 F.ALHARBI	20.239	12	32 F.ALHARBI	1:02.981	1:03.313 (11)
13	24 T.ESTEVEZ	23.066	21 O.ASWAT	19.877	38 H.AL KETBI	20.248	13	24 T.ESTEVEZ	1:03.136	1:03.827 (15)
14	32 F.ALHARBI	23.074	20 R.BENAIIDY	19.883	37 H.MOHAMMED	20.289	14	37 H.MOHAMMED	1:03.145	1:03.552 (14)
15	38 H.AL KETBI	23.112	37 H.MOHAMMED	19.884	24 T.ESTEVEZ	20.368	15	38 H.AL KETBI	1:03.202	1:03.511 (13)
16	19 A.ERQUIZI	23.121	36 A.ABTINI	20.040	19 A.ERQUIZI	20.424	16	19 A.ERQUIZI	1:03.685	1:03.951 (16)
17	35 E.ELBACHA	23.221	35 E.ELBACHA	20.060	36 A.ABTINI	20.474	17	35 E.ELBACHA	1:03.773	1:04.008 (17)
18	22 Z.AL BANY	23.358	19 A.ERQUIZI	20.140	35 E.ELBACHA	20.492	18	36 A.ABTINI	1:03.977	1:04.281 (18)
19	36 A.ABTINI	23.463	22 Z.AL BANY	20.163	22 Z.AL BANY	20.643	19	22 Z.AL BANY	1:04.164	1:04.313 (19)
20	48 F.DABOUL	24.517	48 F.DABOUL	20.715	48 F.DABOUL	20.804	20	48 F.DABOUL	1:06.036	1:06.863 (20)



R390 ELITE
MENA Karting Nations Cup 2024
Practice 6

Fastest Lap Sequence

Elapsed	No Driver	Team	Car	Class	Time	Kph	Lap
2:14.996	46 Fahad ALDHAFERI			ENDURAN	1:03.422	58.1	2
2:17.852	15 Tarik ALMOU			SPRINT	1:03.079	58.4	2
3:01.492	21 Omar ASWAT			SPRINT	1:02.546	58.9	2
7:49.347	4 Rashid AL MAMARI			SPRINT	1:02.482	59.0	7



R390 ELITE

MENA Karting Nations Cup 2024

Practice 6

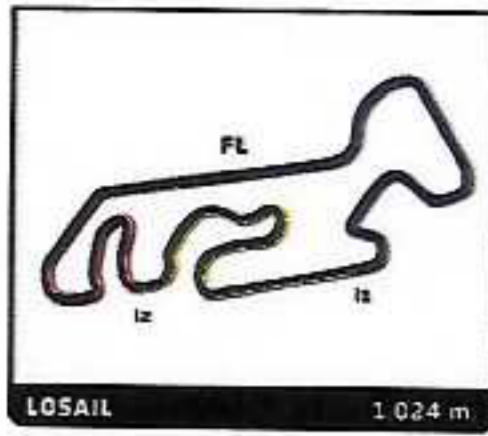
Sector Analysis

— Invalidated Lap ■ Personal Best ■ Session Best B Crossing the pit lane

Lap	Time	Sector 1	Sector 2	Sector 3	Kph	Elapsed	Lap	Time	Sector 1	Sector 2	Sector 3	Kph	Elapsed
4 Rashid AL MAMARI BHR							6	1:02.996	23.060	19.771	20.165	58.5	6:33.251
1	1:24.914	44.669	20.063	20.182	43.4	1:24.914	7	1:03.000	23.122	19.752	20.126	58.5	7:36.251
2	1:04.019	23.210	19.897	20.912	57.6	2:28.933	8	1:03.123	23.052	19.894	20.177	58.4	8:39.374
3	1:08.084	23.524	22.421	22.139	54.1	3:37.017	9	1:02.986	23.121	19.949	19.916	58.5	9:42.360
4	1:03.904	23.677	20.109	20.118	57.7	4:40.921	10	1:02.914	22.943	19.961	20.010	58.6	10:45.274
5	1:03.006	22.885	19.779	20.342	58.5	5:43.927	11	1:03.238	23.310	19.938	19.990	58.3	11:48.512
6	1:02.938	22.985	19.736	20.217	58.6	6:46.865	12	1:03.072	23.075	19.946	20.051	58.4	12:51.584
7	1:02.482	22.871	19.529	20.082	59.0	7:49.347	13	1:03.584	23.217	19.936	20.431	58.0	13:55.168
8	1:02.616	22.828	19.657	20.131	58.9	8:51.963							
9	1:03.216	22.961	19.868	20.387	58.3	9:55.179							
10	1:07.028	23.747	22.898	20.383	55.0	11:02.207							
11	1:02.675	22.909	19.593	20.173	58.8	12:04.882							
12	1:03.169	23.369	19.615	20.185	58.4	13:08.051							
15 Tarik ALMOU MAR													
1	1:14.773	34.917	19.675	20.181	49.3	1:14.773							
2	1:03.079	23.099	19.754	20.226	58.4	2:17.852							
3	1:03.236	23.139	19.766	20.331	58.3	3:21.088							
4	1:02.751	22.840	19.663	20.248	58.7	4:23.839							
5	1:02.690	22.789	19.690	20.211	58.8	5:26.529							
6	1:02.600	22.745	19.649	20.206	58.9	6:29.129							
7	1:02.948	22.915	19.735	20.298	58.6	7:32.077							
8	1:03.057	22.906	19.735	20.416	58.5	8:35.134							
9	1:02.899	22.948	19.686	20.265	58.6	9:38.033							
10	1:02.998	22.887	19.834	20.277	58.5	10:41.031							
11	1:02.737	22.929	19.649	20.159	58.8	11:43.768							
12	1:02.750	22.873	19.628	20.249	58.7	12:46.518							
13	1:02.770	22.844	19.788	20.138	58.7	13:49.288							
14	1:02.715	22.909	19.600	20.206	58.8	14:52.003							
15	1:02.815	22.833	19.708	20.274	58.7	15:54.818							
17 Mahdi KADIRI MAR													
1	1:20.852	40.609	20.041	20.202	45.6	1:20.852							
2	1:03.496	22.849	20.046	20.601	58.1	2:24.348							
3	1:02.716	22.778	19.885	20.053	58.8	3:27.064							
4	1:02.926	22.939	19.812	20.175	58.6	4:29.990							
5	1:02.773	22.668	19.948	20.157	58.7	5:32.763							
6	1:02.574	22.750	19.788	20.036	58.9	6:35.337							
7	1:02.671	22.809	19.803	20.059	58.8	7:38.008							
8	1:03.588	23.289	20.000	20.299	58.0	8:41.596							
9	1:03.473	23.518	19.911	20.044	58.1	9:45.069							
10	1:02.868	22.854	19.964	20.050	58.6	10:47.937							
11	1:03.250	23.178	19.913	20.159	58.3	11:51.187							
12	1:02.989	22.848	19.851	20.290	58.5	12:54.176							
13	1:02.886	22.810	19.867	20.209	58.6	13:57.062							
18 Othmane BENHAYOUN MAR													
1	1:18.036	38.219	19.727	20.090	47.2	1:18.036							
2	1:03.872	22.941	20.183	20.748	57.7	2:21.908							
3	1:02.858	23.063	19.732	20.063	58.6	3:24.766							
4	1:02.649	22.966	19.660	20.023	58.8	4:27.415							
5	1:02.840	23.058	19.752	20.030	58.7	5:30.255							
19 Ahmed ERQUIZI MAR													
1	1:16.705	35.348	20.192	21.165	48.1	1:16.705							
2	1:08.433	23.494	20.224	24.715	53.9	2:25.138							
3	1:04.125	23.316	20.140	20.669	57.5	3:29.263							
4	1:04.292	23.362	20.297	20.633	57.3	4:33.555							
5	1:04.546	23.362	20.187	20.997	57.1	5:38.101							
6	1:04.154	23.121	20.424	20.609	57.5	6:42.255							
7	1:04.367	23.359	20.166	20.842	57.3	7:46.622							
8	1:04.425	23.608	20.153	20.664	57.2	8:51.047							
9	1:04.650	23.279	20.189	21.182	57.0	9:55.697							
10	1:07.390	23.801	21.535	22.054	54.7	11:03.087							
11	1:04.447	23.400	20.297	20.750	57.2	12:07.534							
12	1:05.026	24.158	20.234	20.634	56.7	13:12.560							
13	1:03.951	23.264	20.263	20.424	57.6	14:16.511							
14	1:04.232	23.385	20.209	20.638	57.4	15:20.743							
20 Reda BENAIDY MAR													
1	1:16.267	35.442	20.448	20.377	48.3	1:16.267							
2	1:03.456	23.303	19.954	20.199	58.1	2:19.723							
3	1:03.819	23.176	20.173	20.470	57.8	3:23.542							
4	1:04.211	23.265	20.302	20.644	57.4	4:27.753							
5	1:03.396	23.087	20.065	20.244	58.1	5:31.149							
6	1:03.252	23.023	19.981	20.248	58.3	6:34.401							
7	1:03.300	23.017	19.883	20.400	58.2	7:37.701							
8	1:04.289	23.646	20.356	20.287	57.3	8:41.990							
9	1:04.187	23.451	20.448	20.288	57.4	9:46.177							
10	1:04.095	23.025	20.267	20.803	57.5	10:50.272							
11	1:03.278	22.774	20.126	20.378	58.3	11:53.550							
12	1:03.498	23.182	20.163	20.153	58.1	12:57.048							
13	1:03.313	22.944	20.139	20.230	58.2	14:00.361							
21 Omar ASWAT QAT													
1	1:58.946	1:13.050	24.660	21.236	31.0	1:58.946							
2	1:02.546	22.717	19.913	19.916	58.9	3:01.492							
3	1:02.608	22.624	19.944	20.040	58.9	4:04.100							
4	1:02.642	22.755	19.920	19.967	58.8	5:06.742							
5	1:02.813	22.675	19.977	20.161	58.7	6:09.555							
6	1:02.740	22.711	20.045	19.984	58.8	7:12.295							
7	1:02.896	22.817	19.988	20.091	58.6	8:15.191							
8	1:02.764	22.761	19.969	20.034	58.7	9:17.955							
9	1:02.756	22.613	20.036	20.107	58.7	10:20.711							
10	1:02.858	22.777	19.948	20.133	58.6	11:23.569							
11	1:02.785	22.759	19.877	20.149	58.7	12:26.354							
12	1:02.654	22.641	19.983	20.030	58.8	13:29.008							
13	1:03.086	22.516	19.910	20.660	58.4	14:32.094							



MENA KARTING CHAMPIONSHIP NATIONS CUP

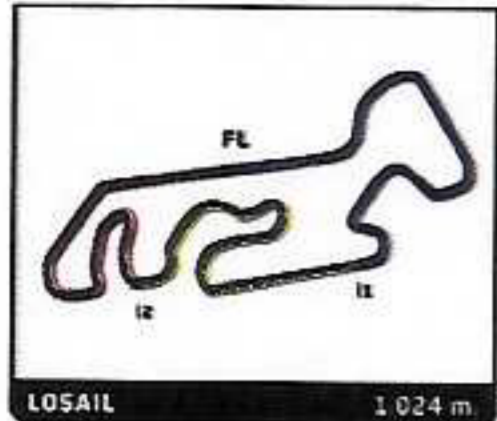


R390 ELITE MENA Karting Nations Cup 2024 Practice 6

Sector Analysis

— Invalidated Lap ■ Personal Best ■ Session Best B Crossing the pit lane

Lap	Time	Sector 1	Sector 2	Sector 3	Kph	Elapsed	Lap	Time	Sector 1	Sector 2	Sector 3	Kph	Elapsed
14	1:02.708	22.722	19.880	20.106	58.8	15:34.802	4	1:03.313	23.376	19.668	20.269	58.2	4:26.091
22	Zaid AL BANY QAT						5	1:03.432	23.074	19.890	20.468	58.1	5:29.523
1	1:16.973	32.762	23.451	20.760	47.9	1:16.973	6	1:03.827	23.258	19.887	20.682	57.8	6:33.350
2	1:05.392	23.599	20.362	21.431	56.4	2:22.365	7	1:03.721	23.427	19.810	20.484	57.9	7:37.071
3	1:05.003	23.358	20.513	21.132	56.7	3:27.368	8	1:04.750	23.349	20.382	21.019	56.9	8:41.821
4	1:04.313	23.373	20.274	20.666	57.3	4:31.681	9	1:04.826	23.801	20.669	20.356	56.9	9:46.647
5	1:04.481	23.425	20.266	20.790	57.2	5:36.162	10	1:05.091	23.422	21.381	20.288	56.6	10:51.738
6	1:04.714	23.720	20.163	20.831	57.0	6:40.876	11	1:04.337	23.845	20.253	20.239	57.3	11:56.075
7	1:04.828	23.517	20.567	20.744	56.9	7:45.704	12	1:03.896	23.349	20.237	20.310	57.7	12:59.971
8	1:04.372	23.468	20.169	20.735	57.3	8:50.076	13	1:03.925	23.397	20.159	20.369	57.7	14:03.896
9	1:06.336	23.943	20.335	22.058	55.6	9:56.412	14	1:04.321	23.397	20.256	20.668	57.3	15:08.217
10	1:08.490	24.270	20.588	23.632	53.8	11:04.902	34 Abdulaziz ABOALNAJA SAU						
11	1:04.869	23.542	20.433	20.894	56.8	12:09.771	1	1:25.250	45.183	19.849	20.218	43.2	1:25.250
12	1:04.836	23.657	20.421	20.758	56.9	13:14.607	2	1:04.211	23.229	19.848	21.134	57.4	2:29.461
13	1:04.747	23.414	20.690	20.643	56.9	14:19.354	3	1:03.377	23.194	19.755	20.428	58.2	3:32.838
14	1:04.537	23.484	20.259	20.794	57.1	15:23.891	4	1:03.924	23.169	20.199	20.556	57.7	4:36.762
24	Tomas ESTEVEZ QAT						5	1:03.582	23.062	20.077	20.443	58.0	5:40.344
1	1:13.924	33.092	20.024	20.808	49.9	1:13.924	6	1:04.737	23.148	19.960	21.629	56.9	6:45.081
2	1:03.827	23.389	19.940	20.498	57.8	2:17.751	7	1:03.337	23.125	19.912	20.300	58.2	7:48.418
3	1:03.947	23.877	19.702	20.368	57.6	3:21.698	8	1:03.454	23.096	20.031	20.327	58.1	8:51.872
4	1:03.842	23.147	19.881	20.814	57.7	4:25.540	9	1:04.122	23.668	20.008	20.446	57.5	9:55.994
5	1:04.291	23.839	19.918	20.534	57.3	5:29.831	10	1:04.359	23.240	20.144	20.975	57.3	11:00.353
6	1:04.142	23.263	20.249	20.630	57.5	6:33.973	11	1:03.577	23.082	19.842	20.653	58.0	12:03.930
7	1:03.919	23.066	19.809	21.044	57.7	7:37.892	12	1:05.655	24.533	20.806	20.316	56.1	13:09.585
8	1:05.001	24.001	20.150	20.850	56.7	8:42.893	13	1:03.539	23.040	20.158	20.341	58.0	14:13.124
9	1:04.160	23.486	20.185	20.489	57.5	9:47.053	14	1:03.412	22.963	20.009	20.440	58.1	15:16.536
10	1:04.055	23.272	20.014	20.769	57.6	10:51.108	35 Ebrahim ELBACHA SYR						
11	1:04.098	23.339	19.965	20.794	57.5	11:55.206	1	1:59.422	1:13.395	24.836	21.191	30.9	1:59.422
12	1:03.944	23.269	20.139	20.536	57.7	12:59.150	2	1:05.021	23.565	20.347	21.109	56.7	3:04.443
13	1:03.911	23.260	20.148	20.503	57.7	14:03.061	3	1:05.870	24.891	20.483	20.496	56.0	4:10.313
31	Muteb ALSAQHAN SAU						4	1:04.672	23.632	20.481	20.559	57.0	5:14.985
1	1:28.403	48.595	19.711	20.097	41.7	1:28.403	5	1:04.008	23.274	20.060	20.674	57.6	6:18.993
2	1:09.300	25.274	23.140	20.886	53.2	2:37.703	6	1:04.578	23.478	20.345	20.755	57.1	7:23.571
3	1:03.543	23.397	19.881	20.265	58.0	3:41.246	7	1:04.372	23.365	20.345	20.662	57.3	8:27.943
4	1:03.141	23.030	19.939	20.172	58.4	4:44.387	8	1:04.729	23.513	20.466	20.750	57.0	9:32.672
5	1:02.632	22.973	19.584	20.075	58.9	5:47.019	9	1:14.938	31.669	22.511	20.758	49.2	10:47.610
6	1:02.789	23.032	19.669	20.088	58.7	6:49.808	10	1:05.495	24.278	20.242	20.975	56.3	11:53.105
7	1:02.846	22.734	19.825	20.287	58.7	7:52.654	11	1:05.590	24.199	20.155	21.236	56.2	12:58.695
8	1:03.020	22.953	19.748	20.319	58.5	8:55.674	12	1:04.102	23.221	20.389	20.492	57.5	14:02.797
9	1:03.185	23.049	19.872	20.264	58.3	9:58.859	36 Ainas ABTINI SYR						
10	1:02.637	22.818	19.688	20.131	58.9	11:01.496	1	1:30.911	50.016	20.241	20.654	40.5	1:30.911
11	1:02.585	22.793	19.700	20.092	58.9	12:04.081	2	1:04.566	23.749	20.279	20.538	57.1	2:35.477
12	1:03.682	23.519	19.866	20.297	57.9	13:07.763	3	1:04.613	23.836	20.126	20.651	57.1	3:40.090
13	1:03.569	23.805	19.690	20.074	58.0	14:11.332	4	1:05.107	23.708	20.607	20.792	56.6	4:45.197
14	1:03.264	23.039	19.973	20.252	58.3	15:14.596	5	1:04.281	23.463	20.040	20.778	57.3	5:49.478
32	Faisal ALHARBI SAU						6	1:05.906	23.736	20.480	21.690	55.9	6:55.384
1	1:14.762	33.916	20.043	20.803	49.3	1:14.762	7	1:05.720	24.148	20.541	21.031	56.1	8:01.104
2	1:04.534	23.951	20.040	20.543	57.1	2:19.296	8	1:04.862	23.981	20.220	20.661	56.8	9:05.966
3	1:03.482	23.245	19.940	20.297	58.1	3:22.778	9	1:04.968	23.915	20.453	20.600	56.7	10:10.934
							10	1:05.105	23.629	20.840	20.636	56.6	11:16.039
							11	1:05.775	23.870	20.911	20.994	56.0	12:21.814



R390 ELITE

MENA Karting Nations Cup 2024

Practice 6

Sector Analysis

— Invalidated Lap ■ Personal Best ■ Session Best B Crossing the pit lane

Lap	Time	Sector 1	Sector 2	Sector 3	Kph	Elapsed	Lap	Time	Sector 1	Sector 2	Sector 3	Kph	Elapsed
12	1:04.899	23.786	20.458	20.655	56.8	13:26.713	1	1:11.574	31.615	19.801	20.158	51.5	1:11.574
13	1:05.803	23.774	20.718	21.311	56.0	14:32.516	2	1:03.422	23.112	20.046	20.264	58.1	2:14.996
14	1:04.942	23.611	20.857	20.474	56.8	15:37.458	3	1:03.179	22.987	19.961	20.231	58.3	3:18.175

37 Hussain MOHAMMED ARE

1	1:28.243	47.488	20.434	20.321	41.8	1:28.243
2	1:04.071	23.427	20.355	20.289	57.5	2:32.314
3	1:04.288	23.380	20.328	20.580	57.3	3:36.602
4	1:03.741	23.166	20.150	20.425	57.8	4:40.343
5	1:04.068	23.285	20.344	20.439	57.5	5:44.411
6	1:03.741	23.123	20.132	20.486	57.8	6:48.152
7	1:03.552	23.016	19.989	20.547	58.0	7:51.704
8	1:04.509	22.972	20.610	20.927	57.1	8:56.213
9	1:04.331	23.269	20.052	21.010	57.3	10:00.544
10	1:03.698	23.278	19.884	20.536	57.9	11:04.242
11	1:03.672	23.233	20.101	20.338	57.9	12:07.914
12	1:04.196	23.397	20.330	20.469	57.4	13:12.110
13	1:04.021	23.509	20.167	20.345	57.6	14:16.131
14	1:04.051	23.454	20.231	20.366	57.6	15:20.182

38 Humaid AL KETBI ARE

1	1:28.111	47.288	20.363	20.460	41.8	1:28.111
2	1:04.130	23.361	20.336	20.433	57.5	2:32.241
3	1:04.676	23.892	20.122	20.662	57.0	3:36.917
4	1:04.729	23.613	20.395	20.721	57.0	4:41.646
5	1:03.685	23.400	19.842	20.443	57.9	5:45.331
6	1:03.743	23.294	20.024	20.425	57.8	6:49.074
7	1:04.026	23.302	20.305	20.419	57.6	7:53.100
8	1:03.520	23.323	19.949	20.248	58.0	8:56.620
9	1:03.824	23.145	20.111	20.568	57.8	10:00.444
10	1:03.511	23.112	19.950	20.449	58.0	11:03.955
11	1:03.830	23.287	20.098	20.445	57.8	12:07.785
12	1:04.227	23.333	20.327	20.567	57.4	13:12.012
13	1:04.022	23.429	20.092	20.501	57.6	14:16.034
14	1:04.042	23.410	20.165	20.467	57.6	15:20.076

41 Ahmad MOHAMMED

1	1:24.778	44.258	20.216	20.304	43.5	1:24.778
2	1:04.812	23.154	20.814	20.844	56.9	2:29.590
3	1:03.558	23.365	19.754	20.439	58.0	3:33.148
4	1:03.853	23.109	20.300	20.444	57.7	4:37.001
5	1:03.555	23.037	20.162	20.356	58.0	5:40.556
6	1:03.427	23.051	20.127	20.249	58.1	6:43.983
7	1:02.817	22.871	19.740	20.206	58.7	7:46.800
8	1:03.518	23.120	19.775	20.623	58.0	8:50.318
9	1:05.918	23.245	19.889	22.784	55.9	9:56.236
10	1:06.199	23.395	22.081	20.723	55.7	11:02.435
11	1:02.804	22.980	19.676	20.148	58.7	12:05.239
12	1:03.606	23.341	20.000	20.265	58.0	13:08.845
13	1:03.308	23.322	19.795	20.191	58.2	14:12.153
14	1:03.424	22.985	20.041	20.398	58.1	15:15.577

46 Fahad ALDHAFERI

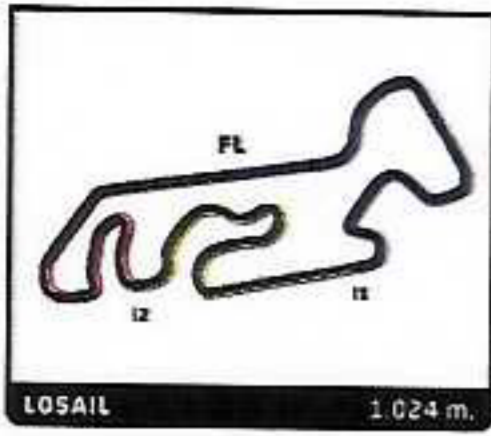
48 Feras DABOUL

1	1:11.574	31.615	19.801	20.158	51.5	1:11.574
2	1:03.422	23.112	20.046	20.264	58.1	2:14.996
3	1:03.179	22.987	19.961	20.231	58.3	3:18.175
4	1:03.724	23.221	20.113	20.390	57.8	4:21.899
5	1:02.959	22.925	19.938	20.096	58.6	5:24.858
6	1:04.368	22.933	20.128	21.307	57.3	6:29.226
7	1:03.007	23.079	19.802	20.126	58.5	7:32.233
8	1:03.341	23.048	19.788	20.505	58.2	8:35.574
9	1:02.688	22.815	19.744	20.129	58.8	9:38.262
10	1:03.009	23.121	19.820	20.068	58.5	10:41.271
11	1:02.788	22.919	19.661	20.208	58.7	11:44.059
12	1:02.704	22.859	19.786	20.059	58.8	12:46.763
13	1:02.781	22.840	19.904	20.037	58.7	13:49.544
14	1:02.906	22.906	19.930	20.070	58.6	14:52.450
15	1:02.722	22.788	19.875	20.059	58.8	15:55.172

52 Khalid ALZAYED

1	1:34.864	49.462	22.626	22.776	38.9	1:34.864
2	1:11.668	25.484	21.415	24.769	51.4	2:46.532
3	1:08.063	25.154	21.445	21.464	54.2	3:54.595
4	1:08.468	25.555	21.705	21.208	53.8	5:03.063
5	1:08.669	25.796	21.152	21.721	53.7	6:11.732
6	1:07.870	25.719	21.062	21.089	54.3	7:19.602
7	1:09.143	24.860	21.442	22.841	53.3	8:28.745
8	1:07.960	24.893	22.139	20.928	54.2	9:36.705
9	1:08.307	25.533	20.715	22.059	54.0	10:45.012
10	1:09.338	24.753	22.946	21.639	53.2	11:54.350
11	1:06.863	24.517	21.542	20.804	55.1	13:01.213
12	1:07.885	24.822	21.497	21.566	54.3	14:09.098
13	1:07.917	25.037	20.996	21.884	54.3	15:17.015





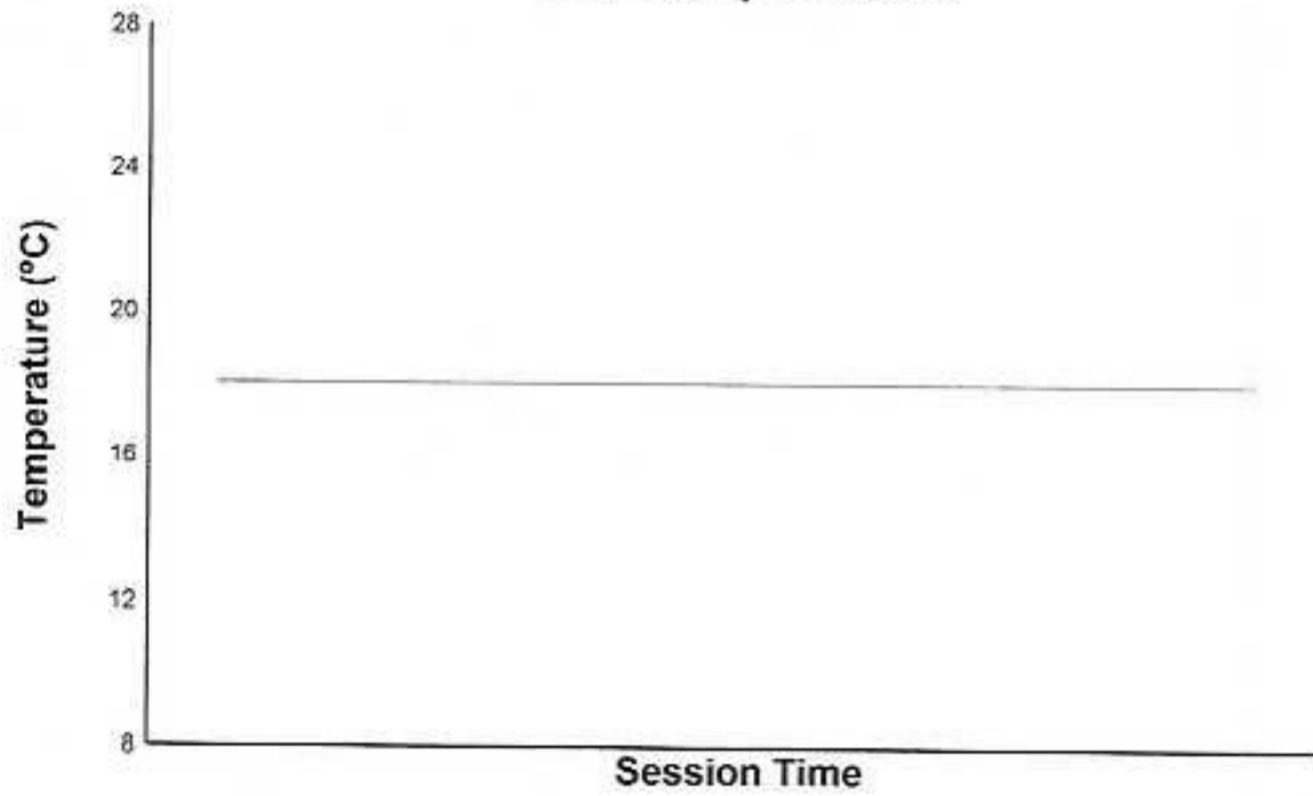
MENA Karting Nations Cup 2024

R390 ELITE

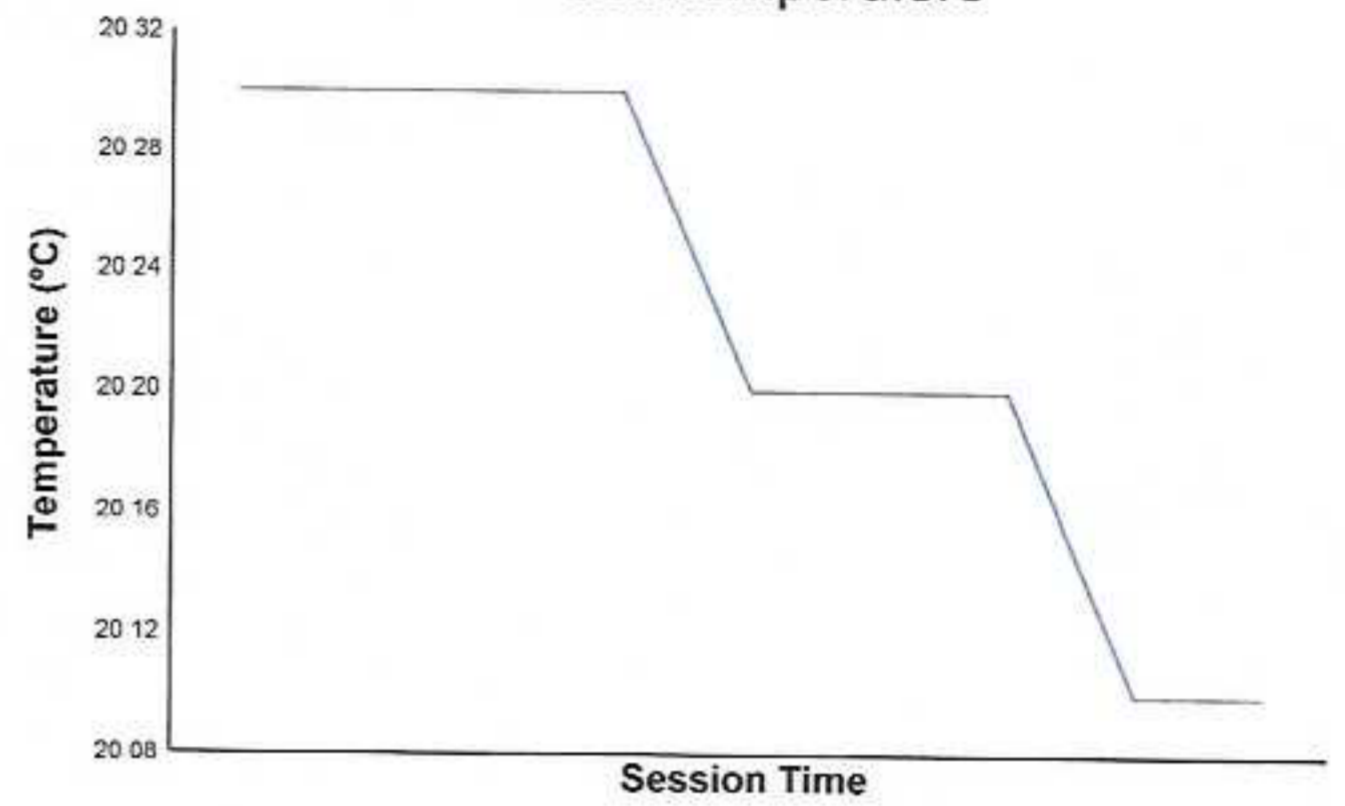
Practice 6

Weather Report

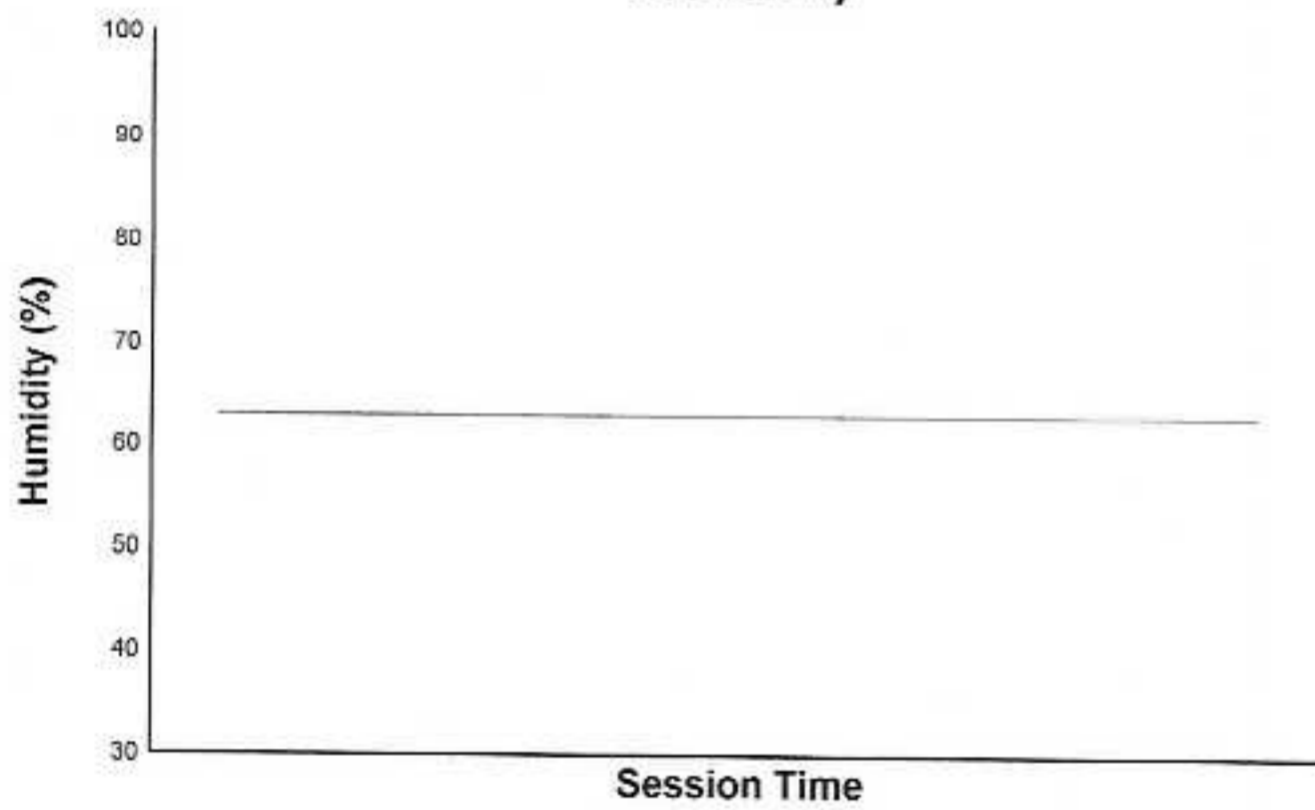
Air Temperature



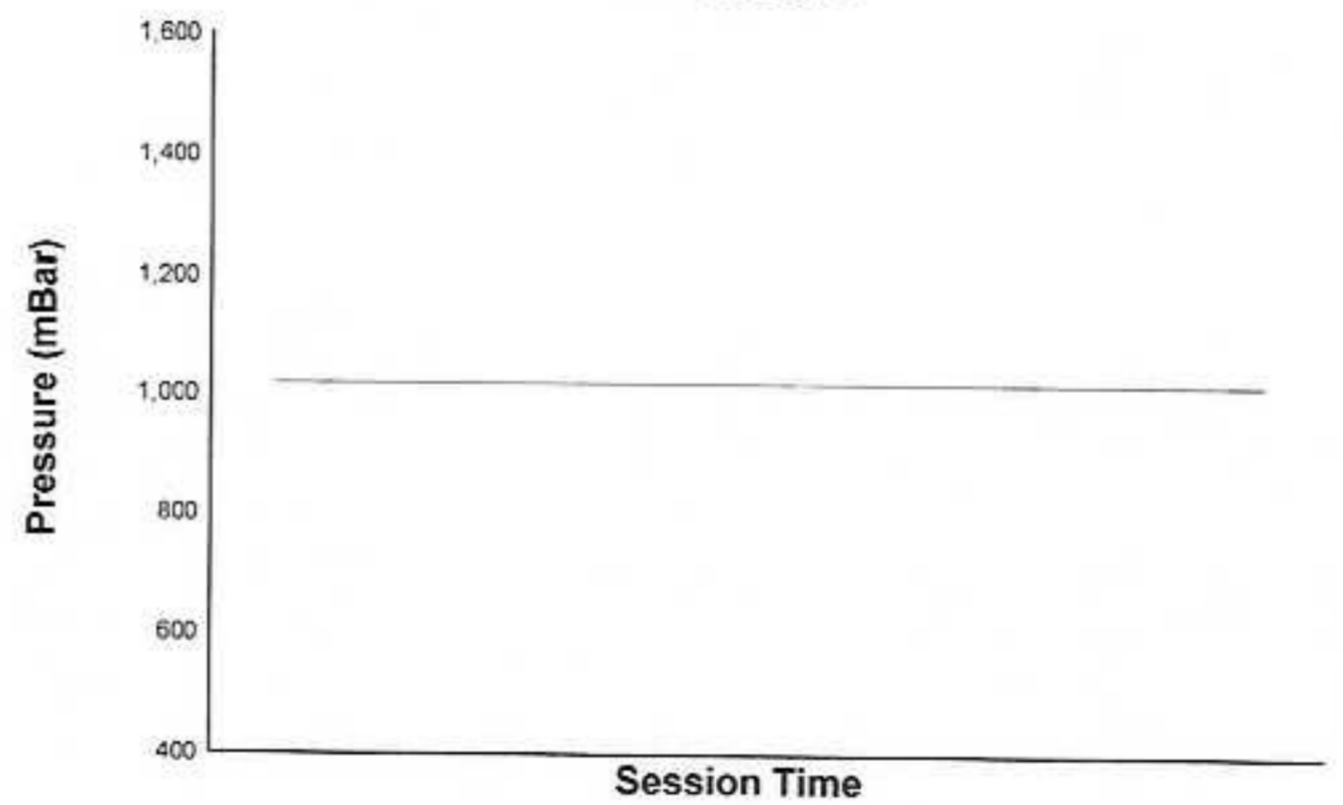
Track Temperature




Humidity




Pressure



Wind Speed



Wind Direction



Track Status: **DRY**

