

R390 ELITE

MENA Karting Nations Cup 2024

Practice 5

Classification

No	Driver	Nat	Team	Car	Cl.	Time	Lap	Total	Gap	Kph
1	17 Mahdi KADIRI	MAR			SPRINT	1:02.086	10	15	-	59.4
2	45 Faesal AL YAFEI				ENDURAN	1:02.294	10	14	+0.208	59.2
3	27 Hussen HUSSAIN	QAT			SPRINT	1:02.338	4	15	+0.252	59.1
4	20 Reda BENAIDY	MAR			SPRINT	1:02.370	9	12	+0.284	59.1
5	18 Othmane BENHAYOUN	MAR			SPRINT	1:02.438	13	14	+0.352	59.0
6	56 Nofel ALBALUSHI				ENDURAN	1:02.536	6	14	+0.450	58.9
7	21 Omar ASWAT	QAT			SPRINT	1:02.653	12	15	+0.567	58.8
8	15 Tarik ALMOU	MAR			SPRINT	1:02.790	6	14	+0.704	58.7
9	28 Khalid AL MARAGHI	QAT			SPRINT	1:02.809	13	14	+0.723	58.7
10	30 Fahad AL MADHEED	QAT			SPRINT	1:02.812	7	15	+0.726	58.7
11	47 Faisal AL RAISI				ENDURAN	1:02.929	7	14	+0.843	58.6
12	40 Wassif ALKHARUSI	OMN			SPRINT	1:03.146	14	14	+1.060	58.4
13	55 Mohammed ALZADJALI				ENDURAN	1:03.243	5	14	+1.157	58.3
14	42 Ammar AL BULUSHI				ENDURAN	1:03.357	13	14	+1.271	58.2
15	34 Abdulaziz ABOALNAJA	SAU			SPRINT	1:03.471	3	14	+1.385	58.1
16	39 Wadea ALKHARUSI	OMN			SPRINT	1:03.823	10	14	+1.737	57.8
17	23 Jad ABOU DAHER	QAT			SPRINT	1:04.051	4	7	+1.965	57.6
18	25 Maria YAZBECK	QAT			SPRINT	1:04.075	4	12	+1.989	57.5
19	26 Nuha KHOGALI	QAT			SPRINT	1:06.067	4	14	+3.981	55.8
20	14 Gabriel AL BADAWI	LBN			SPRINT					

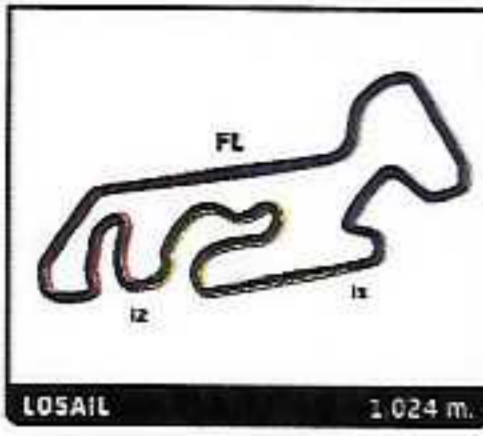
Fastest Lap: Lap 10 | Mahdi KADIRI | 1:02.086 | 59.4 Kph

Published at:

Track Status: **DRY**

Race Director Mark Horsley 	Timekeeper: Isaac Mulungui 
---	---

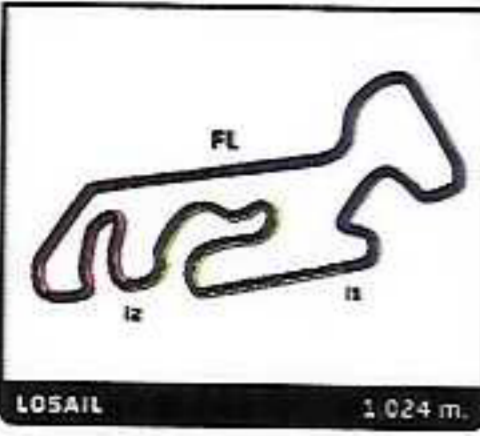




R390 ELITE
MENA Karting Nations Cup 2024
Practice 5

Best Sector Times

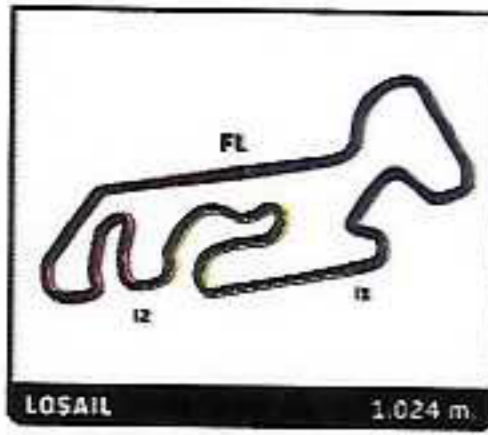
Sector 1			Sector 2			Sector 3			Ideal Lap	Best Lap	
Pos	No Driver	Time	No Driver	Time	No Driver	Time	Pos	No Driver			
1	17 M.KADIRI	22.514	17 M.KADIRI	19.528	18 O.BENHAYOUN	19.822	1	17 M.KADIRI	1:01.915	1:02.086	(1)
2	45 F.AL YAFEI	22.574	45 F.AL YAFEI	19.559	17 M.KADIRI	19.873	2	45 F.AL YAFEI	1:02.119	1:02.294	(2)
3	20 R.BENAIIDY	22.609	27 H.HUSSAIN	19.610	20 R.BENAIIDY	19.877	3	27 H.HUSSAIN	1:02.133	1:02.338	(3)
4	27 H.HUSSAIN	22.645	18 O.BENHAYOUN	19.635	27 H.HUSSAIN	19.878	4	20 R.BENAIIDY	1:02.250	1:02.370	(4)
5	56 N.ALBALUSHI	22.685	56 N.ALBALUSHI	19.693	56 N.ALBALUSHI	19.909	5	56 N.ALBALUSHI	1:02.287	1:02.536	(6)
6	21 O.ASWAT	22.713	15 T.ALMOU	19.715	45 F.AL YAFEI	19.986	6	18 O.BENHAYOUN	1:02.363	1:02.438	(5)
7	28 K.AL MARAGHI	22.723	21 O.ASWAT	19.725	30 F.AL MADHEED	19.993	7	21 O.ASWAT	1:02.462	1:02.653	(7)
8	30 F.AL MADHEED	22.761	28 K.AL MARAGHI	19.741	21 O.ASWAT	20.024	8	28 K.AL MARAGHI	1:02.630	1:02.809	(9)
9	15 T.ALMOU	22.772	20 R.BENAIIDY	19.764	40 W.ALKHARUSI	20.072	9	30 F.AL MADHEED	1:02.648	1:02.812	(10)
10	40 W.ALKHARUSI	22.864	47 F.AL RAISI	19.797	47 F.AL RAISI	20.082	10	15 T.ALMOU	1:02.685	1:02.790	(8)
11	18 O.BENHAYOUN	22.906	34 A.ABOALNAJA	19.799	55 M.ALZADJALI	20.085	11	47 F.AL RAISI	1:02.791	1:02.929	(11)
12	47 F.AL RAISI	22.912	42 A.AL BULUSHI	19.840	42 A.AL BULUSHI	20.107	12	40 W.ALKHARUSI	1:02.841	1:03.146	(12)
13	34 A.ABOALNAJA	22.967	30 F.AL MADHEED	19.894	28 K.AL MARAGHI	20.166	13	42 A.AL BULUSHI	1:02.982	1:03.357	(14)
14	42 A.AL BULUSHI	23.035	40 W.ALKHARUSI	19.905	15 T.ALMOU	20.198	14	34 A.ABOALNAJA	1:03.085	1:03.471	(15)
15	55 M.ALZADJALI	23.096	55 M.ALZADJALI	19.919	34 A.ABOALNAJA	20.319	15	55 M.ALZADJALI	1:03.100	1:03.243	(13)
16	39 W.ALKHARUSI	23.141	23 J.ABOU DAHER	20.217	39 W.ALKHARUSI	20.383	16	39 W.ALKHARUSI	1:03.778	1:03.823	(16)
17	23 J.ABOU DAHER	23.230	39 W.ALKHARUSI	20.254	25 M.YAZBECK	20.402	17	23 J.ABOU DAHER	1:03.963	1:04.051	(17)
18	25 M.YAZBECK	23.296	25 M.YAZBECK	20.377	23 J.ABOU DAHER	20.516	18	25 M.YAZBECK	1:04.075	1:04.075	(18)
19	26 N.KHOGALI	23.851	26 N.KHOGALI	20.687	26 N.KHOGALI	20.961	19	26 N.KHOGALI	1:05.499	1:06.067	(19)



R390 ELITE
MENA Karting Nations Cup 2024
Practice 5

Fastest Lap Sequence

Elapsed	No Driver	Team	Car	Class	Time	Kph	Lap
2:16.401	45 Faesal AL YAFEI			ENDURAN	1:03.030	58.5	2
2:17.214	21 Omar ASWAT			SPRINT	1:02.818	58.7	2
2:22.281	17 Mahdi KADIRI			SPRINT	1:02.664	58.8	2
3:18.769	45 Faesal AL YAFEI			ENDURAN	1:02.368	59.1	3
3:24.592	17 Mahdi KADIRI			SPRINT	1:02.311	59.2	3
5:29.140	17 Mahdi KADIRI			SPRINT	1:02.182	59.3	5
10:40.567	17 Mahdi KADIRI			SPRINT	1:02.086	59.4	10



R390 ELITE

MENA Karting Nations Cup 2024

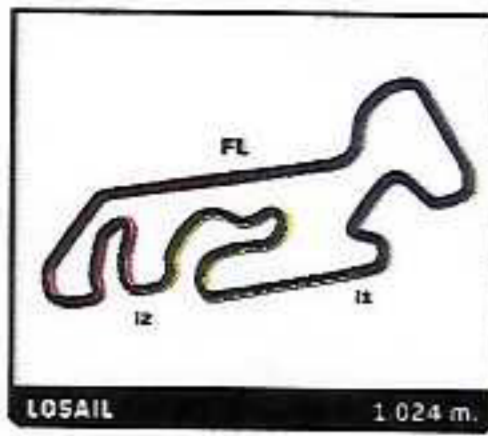
Practice 5

Sector Analysis

— Invalidated Lap ■ Personal Best ■ Session Best B Crossing the pit lane

Lap	Time	Sector 1	Sector 2	Sector 3	Kph	Elapsed	Lap	Time	Sector 1	Sector 2	Sector 3	Kph	Elapsed
15 Tarik ALMOU MAR							3	1:03.058	23.071	19.993	19.994	58.5	6:02.796
1	1:24.042	43.682	20.054	20.306	43.9	1:24.042	4	1:02.694	22.623	20.071	20.000	58.8	7:05.490
2	1:03.638	22.912	19.880	20.846	57.9	2:27.680	5	1:02.690	22.757	19.941	19.992	58.8	8:08.180
3	1:03.341	23.208	19.935	20.198	58.2	3:31.021	6	1:02.493	22.609	19.924	19.960	59.0	9:10.673
4	1:03.698	23.076	20.360	20.262	57.9	4:34.719	7	1:02.388	22.740	19.771	19.877	59.1	10:13.061
5	1:03.293	22.855	20.034	20.404	58.2	5:38.012	8	1:02.680	22.747	19.843	20.090	58.8	11:15.741
6	1:02.790	22.847	19.715	20.228	58.7	6:40.802	9	1:02.370	22.642	19.764	19.964	59.1	12:18.111
7	1:03.023	23.007	19.795	20.221	58.5	7:43.825	10	1:03.575	23.263	20.166	20.146	58.0	13:21.686
8	1:02.913	22.942	19.764	20.207	58.6	8:46.738	11	1:02.531	22.756	19.771	20.004	59.0	14:24.217
9	1:02.930	22.867	19.831	20.232	58.6	9:49.668	12	1:03.218	23.050	20.133	20.035	58.3	15:27.435
10	1:03.215	22.772	20.114	20.329	58.3	10:52.883							
11	1:03.188	22.886	19.930	20.372	58.3	11:56.071							
12	1:02.917	22.841	19.771	20.305	58.6	12:58.988							
13	1:03.358	22.974	19.987	20.397	58.2	14:02.346							
14	1:03.604	23.518	19.888	20.198	58.0	15:05.950							
17 Mahdi KADIRI MAR													
1	1:19.617	40.050	19.676	19.891	46.3	1:19.617							
2	1:02.664	22.813	19.877	19.974	58.8	2:22.281							
3	1:02.311	22.558	19.704	20.049	59.2	3:24.592							
4	1:02.366	22.714	19.603	20.049	59.1	4:26.958							
5	1:02.182	22.609	19.687	19.886	59.3	5:29.140							
6	1:02.257	22.514	19.528	20.215	59.2	6:31.397							
7	1:02.449	22.547	19.748	20.154	59.0	7:33.846							
8	1:02.331	22.639	19.742	19.950	59.1	8:36.177							
9	1:02.304	22.742	19.689	19.873	59.2	9:38.481							
10	1:02.086	22.628	19.583	19.875	59.4	10:40.567							
11	1:02.835	22.787	20.038	20.010	58.7	11:43.402							
12	1:02.504	22.820	19.668	20.016	59.0	12:45.906							
13	1:02.598	22.745	19.856	19.997	58.9	13:48.504							
14	1:02.674	22.828	19.716	20.130	58.8	14:51.178							
15	1:02.449	22.671	19.692	20.086	59.0	15:53.627							
18 Othmane BENHAYOUN MAR													
1	1:24.141	43.972	19.969	20.200	43.8	1:24.141							
2	1:03.091	22.974	19.827	20.290	58.4	2:27.232							
3	1:02.842	22.988	19.825	20.029	58.7	3:30.074							
4	1:03.162	22.968	19.954	20.240	58.4	4:33.236							
5	1:03.575	23.538	19.930	20.107	58.0	5:36.811							
6	1:02.926	23.104	19.912	19.910	58.6	6:39.737							
7	1:02.660	23.038	19.644	19.978	58.8	7:42.397							
8	1:02.955	23.075	19.776	20.104	58.6	8:45.352							
9	1:03.127	23.171	19.991	19.965	58.4	9:48.479							
10	1:02.736	22.996	19.913	19.827	58.8	10:51.215							
11	1:02.598	22.922	19.854	19.822	58.9	11:53.813							
12	1:02.642	22.934	19.793	19.915	58.8	12:56.455							
13	1:02.438	22.922	19.635	19.881	59.0	13:58.893							
14	1:02.620	22.906	19.824	19.890	58.9	15:01.513							
21 Omar ASWAT QAT													
1	1:14.396	34.269	19.841	20.286	49.6	1:14.396							
2	1:02.818	22.907	19.887	20.024	58.7	2:17.214							
3	1:02.794	22.811	19.868	20.115	58.7	3:20.008							
4	1:02.761	22.775	19.839	20.147	58.7	4:22.769							
5	1:02.923	22.713	19.985	20.225	58.6	5:25.692							
6	1:03.034	22.742	20.083	20.209	58.5	6:28.726							
7	1:02.873	22.922	19.809	20.142	58.6	7:31.599							
8	1:02.806	22.825	19.725	20.256	58.7	8:34.405							
9	1:02.858	22.833	19.868	20.157	58.6	9:37.263							
10	1:02.911	22.840	19.823	20.248	58.6	10:40.174							
11	1:03.555	22.929	20.550	20.076	58.0	11:43.729							
12	1:02.653	22.762	19.779	20.112	58.8	12:46.382							
13	1:03.221	23.214	19.944	20.063	58.3	13:49.603							
14	1:02.867	22.932	19.870	20.065	58.6	14:52.470							
15	1:03.183	22.915	19.911	20.357	58.3	15:55.653							
23 Jad ABOU DAHER QAT													
1	1:26.022	45.039	20.274	20.709	42.9	1:26.022							
2	1:04.329	23.550	20.217	20.562	57.3	2:30.351							
3	1:04.472	23.372	20.384	20.716	57.2	3:34.823							
4	1:04.051	23.230	20.305	20.516	57.6	4:38.874							
5	1:05.739	24.036	20.840	20.863	56.1	5:44.613							
6	1:04.274	23.450	20.242	20.582	57.4	6:48.887							
7	4:02.044B	23.349	20.442	3:18.253	15.2	10:50.931							
25 Maria YAZBECK QAT													
1	1:29.717	37.401	20.586	31.730	41.1	1:29.717							
2	2:54.351B	24.363	20.429	2:09.559	21.1	4:24.068							
3	1:23.898	41.964	21.014	20.920	43.9	5:47.966							
4	1:04.075	23.296	20.377	20.402	57.5	6:52.041							
5	1:04.758	23.423	20.555	20.780	56.9	7:56.799							
6	1:05.202	23.637	20.623	20.942	56.5	9:02.001							
7	1:04.693	23.426	20.550	20.717	57.0	10:06.694							
8	1:04.962	23.670	20.561	20.731	56.7	11:11.656							
9	1:05.463	23.724	20.829	20.910	56.3	12:17.119							
10	1:06.279	24.085	21.518	20.676	55.6	13:23.398							
11	1:04.543	23.455	20.424	20.664	57.1	14:27.941							
12	1:04.796	23.518	20.463	20.815	56.9	15:32.737							
26 Nuha KHOGALI QAT													
1	1:18.215	35.588	21.666	20.961	47.1	1:18.215							





R390 ELITE

MENA Karting Nations Cup 2024

Practice 5

Sector Analysis

— Invalidated Lap ■ Personal Best ■ Session Best B Crossing the pit lane

Lap	Time	Sector 1	Sector 2	Sector 3	Kph	Elapsed	Lap	Time	Sector 1	Sector 2	Sector 3	Kph	Elapsed
2	1:06.496	24.474	20.687	21.335	55.4	2:24.711	7	1:02.812	22.925	19.894	19.993	58.7	7:34.573
3	1:07.743	24.119	21.672	21.952	54.4	3:32.454	8	1:03.579	23.028	20.216	20.335	58.0	8:38.152
4	1:06.067	24.075	20.827	21.165	55.8	4:38.521	9	1:03.299	23.037	20.133	20.129	58.2	9:41.451
5	1:11.666	28.728	21.950	20.988	51.4	5:50.187	10	1:03.711	23.026	20.193	20.492	57.9	10:45.162
6	1:06.217	24.039	21.120	21.058	55.7	6:56.404	11	1:03.487	23.106	20.106	20.275	58.1	11:48.649
7	1:07.380	24.684	21.459	21.237	54.7	8:03.784	12	1:03.479	23.022	20.081	20.376	58.1	12:52.128
8	1:06.973	24.516	21.104	21.353	55.0	9:10.757	13	1:03.427	22.868	20.320	20.239	58.1	13:55.555
9	1:06.418	23.851	21.343	21.224	55.5	10:17.175	14	1:03.592	23.165	20.258	20.169	58.0	14:59.147
10	1:07.362	24.440	21.724	21.198	54.7	11:24.537	15	1:03.486	23.045	20.352	20.089	58.1	16:02.633
11	1:07.121	24.331	21.105	21.685	54.9	12:31.658							
12	1:06.480	24.145	20.957	21.378	55.5	13:38.138							
13	1:07.127	24.078	21.642	21.407	54.9	14:45.265							
14	1:07.257	24.393	21.879	20.985	54.8	15:52.522							

27 Hussen HUSSAIN QAT

1	1:13.131	32.778	19.993	20.360	50.4	1:13.131
2	1:03.366	22.918	19.901	20.547	58.2	2:16.497
3	1:02.405	22.850	19.610	19.945	59.1	3:18.902
4	1:02.338	22.772	19.688	19.878	59.1	4:21.240
5	1:02.474	22.720	19.809	19.945	59.0	5:23.714
6	1:03.247	23.152	19.798	20.297	58.3	6:26.961
7	1:04.404	23.273	20.656	20.475	57.2	7:31.365
8	1:02.905	22.672	19.886	20.347	58.6	8:34.270
9	1:03.379	22.670	19.872	20.837	58.2	9:37.649
10	1:02.668	22.665	19.903	20.100	58.8	10:40.317
11	1:03.702	23.267	20.390	20.045	57.9	11:44.019
12	1:02.492	22.711	19.841	19.940	59.0	12:46.511
13	1:02.872	22.877	19.812	20.183	58.6	13:49.383
14	1:02.702	22.645	19.902	20.155	58.8	14:52.085
15	1:02.686	22.723	19.902	20.061	58.8	15:54.771

28 Khalid AL MARAGHI QAT

1	1:21.990	41.493	20.143	20.354	45.0	1:21.990
2	1:03.207	22.898	20.089	20.220	58.3	2:25.197
3	1:03.051	22.920	19.842	20.289	58.5	3:28.248
4	1:04.601	23.325	20.819	20.457	57.1	4:32.849
5	1:04.701	24.066	20.222	20.413	57.0	5:37.550
6	1:03.664	23.589	19.820	20.255	57.9	6:41.214
7	1:03.057	22.755	20.110	20.192	58.5	7:44.271
8	1:03.133	22.827	20.067	20.239	58.4	8:47.404
9	1:03.211	23.181	19.796	20.234	58.3	9:50.615
10	1:03.007	22.956	19.885	20.166	58.5	10:53.622
11	1:03.135	22.770	19.880	20.485	58.4	11:56.757
12	1:03.275	22.723	19.820	20.732	58.3	13:00.032
13	1:02.809	22.885	19.741	20.183	58.7	14:02.841
14	1:03.539	23.202	19.939	20.398	58.0	15:06.380

30 Fahad AL MADHEED QAT

1	1:15.492	34.961	20.223	20.308	48.8	1:15.492
2	1:03.180	22.978	20.055	20.147	58.3	2:18.672
3	1:02.859	22.761	20.007	20.091	58.6	3:21.531
4	1:03.222	22.821	20.209	20.192	58.3	4:24.753
5	1:03.154	22.818	20.206	20.130	58.4	5:27.907
6	1:03.854	22.988	20.175	20.691	57.7	6:31.761

34 Abdulaziz ABOALNAJA SAU

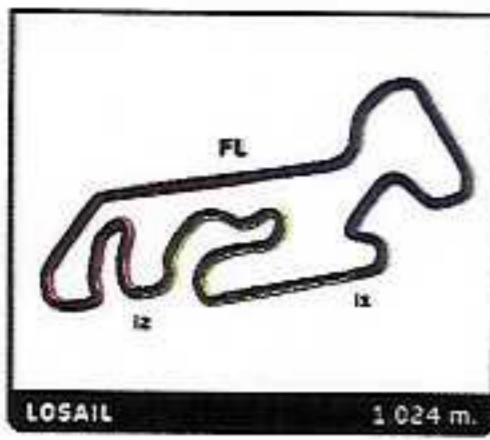
1	1:19.461	38.385	20.010	21.066	46.4	1:19.461
2	1:04.905	24.059	20.062	20.784	56.8	2:24.366
3	1:03.471	22.967	20.003	20.501	58.1	3:27.837
4	1:05.146	23.324	21.290	20.532	56.6	4:32.983
5	1:05.703	23.911	21.135	20.657	56.1	5:38.686
6	1:03.647	23.256	19.799	20.592	57.9	6:42.333
7	1:04.361	23.444	20.357	20.560	57.3	7:46.694
8	1:03.626	23.250	19.840	20.536	57.9	8:50.320
9	1:03.576	23.036	20.076	20.464	58.0	9:53.896
10	1:05.289	23.254	20.787	21.248	56.5	10:59.185
11	1:03.767	22.968	20.401	20.398	57.8	12:02.952
12	1:03.690	23.153	20.041	20.496	57.9	13:06.642
13	1:03.936	23.204	20.305	20.427	57.7	14:10.578
14	1:03.655	23.295	20.041	20.319	57.9	15:14.233

39 Wadea ALKHARUSI OMN

1	1:34.943	48.088	25.905	20.950	38.8	1:34.943
2	1:04.002	23.142	20.343	20.517	57.6	2:38.945
3	1:04.050	23.187	20.281	20.582	57.6	3:42.995
4	1:04.157	23.283	20.489	20.385	57.5	4:47.152
5	1:04.227	23.252	20.429	20.546	57.4	5:51.379
6	1:05.972	23.265	22.147	20.560	55.9	6:57.351
7	1:04.202	23.360	20.401	20.441	57.4	8:01.553
8	1:04.101	23.244	20.344	20.513	57.5	9:05.654
9	1:04.181	23.271	20.413	20.497	57.4	10:09.835
10	1:03.823	23.186	20.254	20.383	57.8	11:13.658
11	1:04.033	23.141	20.304	20.588	57.6	12:17.691
12	1:05.405	23.490	21.214	20.701	56.4	13:23.096
13	1:04.371	23.265	20.333	20.773	57.3	14:27.467
14	1:04.617	23.436	20.459	20.722	57.1	15:32.084

40 Wassif ALKHARUSI OMN

1	1:24.825	44.405	20.175	20.245	43.5	1:24.825
2	1:03.164	23.089	19.905	20.170	58.4	2:27.989
3	1:04.604	23.164	20.032	21.408	57.1	3:32.593
4	1:04.359	23.856	20.055	20.448	57.3	4:36.952
5	1:04.195	23.295	20.477	20.423	57.4	5:41.147
6	1:03.492	23.198	20.054	20.240	58.1	6:44.639
7	1:03.509	23.251	20.000	20.258	58.0	7:48.148
8	1:03.328	23.131	19.998	20.199	58.2	8:51.476
9	1:03.185	22.964	20.149	20.072	58.3	9:54.661
10	1:03.887	22.864	20.236	20.787	57.7	10:58.548
11	1:03.494	23.049	20.129	20.316	58.1	12:02.042



R390 ELITE

MENA Karting Nations Cup 2024

Practice 5

Sector Analysis

— Invalidated Lap ■ Personal Best ■ Session Best B Crossing the pit lane

Lap	Time	Sector 1	Sector 2	Sector 3	Kph	Elapsed	Lap	Time	Sector 1	Sector 2	Sector 3	Kph	Elapsed
12	1:03.980	23.242	20.128	20.610	57.6	13:06.022	1	1:17.101	36.492	20.220	20.389	47.8	1:17.101
13	1:03.819	23.119	20.105	20.595	57.8	14:09.841	2	1:03.653	23.181	20.162	20.310	57.9	2:20.754
14	1:03.146	22.982	19.977	20.187	58.4	15:12.987	3	1:03.710	23.179	20.234	20.297	57.9	3:24.464

42 Ammar AL BULUSHI

1	1:16.510	36.376	19.840	20.294	48.2	1:16.510
2	1:04.075	23.201	20.418	20.456	57.5	2:20.585
3	1:04.856	23.291	20.557	21.008	56.8	3:25.441
4	1:04.128	23.499	20.345	20.284	57.5	4:29.569
5	1:03.811	23.303	20.236	20.272	57.8	5:33.380
6	1:04.030	23.263	20.304	20.463	57.6	6:37.410
7	1:05.767	23.364	20.281	22.122	56.1	7:43.177
8	1:04.000	23.367	20.332	20.301	57.6	8:47.177
9	1:03.622	23.203	20.312	20.107	57.9	9:50.799
10	1:03.580	23.149	19.965	20.466	58.0	10:54.379
11	1:03.996	23.541	20.213	20.242	57.6	11:58.375
12	1:03.948	23.763	20.060	20.125	57.6	13:02.323
13	1:03.357	23.035	20.063	20.259	58.2	14:05.680
14	1:03.381	23.043	20.126	20.212	58.2	15:09.061

45 Faesal AL YAFEI

1	1:13.371	33.279	19.761	20.331	50.2	1:13.371
2	1:03.030	22.841	19.968	20.221	58.5	2:16.401
3	1:02.368	22.690	19.603	20.075	59.1	3:18.769
4	1:02.342	22.636	19.687	20.019	59.1	4:21.111
5	1:02.479	22.627	19.770	20.082	59.0	5:23.590
6	1:02.715	22.574	19.765	20.376	58.8	6:26.305
7	1:05.435	24.296	21.153	19.986	56.3	7:31.740
8	1:07.903	22.826	19.971	25.106	54.3	8:39.643
9	1:12.418	32.715	19.559	20.144	50.9	9:52.061
10	1:02.294	22.602	19.611	20.081	59.2	10:54.355
11	1:02.503	22.725	19.683	20.095	59.0	11:56.858
12	1:03.027	22.805	19.976	20.246	58.5	12:59.885
13	1:02.611	22.743	19.616	20.252	58.9	14:02.496
14	1:02.945	23.064	19.725	20.156	58.6	15:05.441

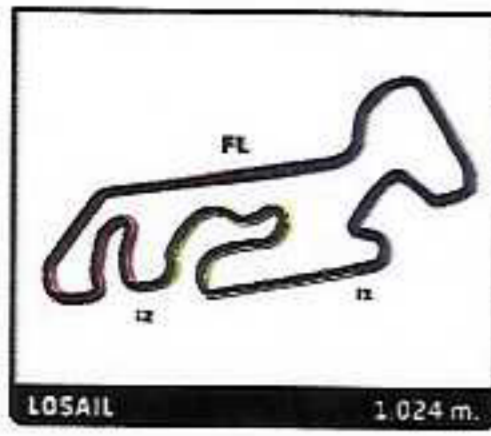
47 Faisal AL RAISI

1	1:31.458	43.150	25.116	23.192	40.3	1:31.458
2	1:04.445	23.744	20.002	20.699	57.2	2:35.903
3	1:03.442	23.225	20.049	20.168	58.1	3:39.345
4	1:03.449	23.103	20.160	20.186	58.1	4:42.794
5	1:04.607	24.078	20.224	20.305	57.1	5:47.401
6	1:03.210	23.193	19.900	20.117	58.3	6:50.611
7	1:02.929	22.912	19.830	20.187	58.6	7:53.540
8	1:03.280	23.128	20.012	20.140	58.3	8:56.820
9	1:03.621	23.329	19.998	20.294	57.9	10:00.441
10	1:03.211	23.131	19.923	20.157	58.3	11:03.652
11	1:03.134	23.179	19.797	20.158	58.4	12:06.786
12	1:03.274	23.127	19.947	20.200	58.3	13:10.060
13	1:03.006	22.974	19.893	20.139	58.5	14:13.066
14	1:03.009	23.093	19.834	20.082	58.5	15:16.075

55 Mohammed ALZADJALI

56 Nofel ALBALUSHI

1	1:25.007	44.249	20.576	20.182	43.4	1:25.007
2	1:03.306	23.060	20.034	20.212	58.2	2:28.313
3	1:03.260	23.049	20.049	20.162	58.3	3:31.573
4	1:02.766	22.717	19.852	20.197	58.7	4:34.339
5	1:03.209	22.911	20.099	20.199	58.3	5:37.548
6	1:02.536	22.806	19.821	19.909	58.9	6:40.084
7	1:02.814	22.958	19.693	20.163	58.7	7:42.898
8	1:03.052	22.868	19.983	20.201	58.5	8:45.950
9	1:02.769	22.738	20.075	19.956	58.7	9:48.719
10	1:07.384	23.021	21.589	22.774	54.7	10:56.103
11	1:02.788	22.821	19.714	20.253	58.7	11:58.891
12	1:02.888	22.685	19.940	20.263	58.6	13:01.779
13	1:02.977	22.767	19.910	20.300	58.5	14:04.756
14	1:03.167	22.906	19.988	20.273	58.4	15:07.923

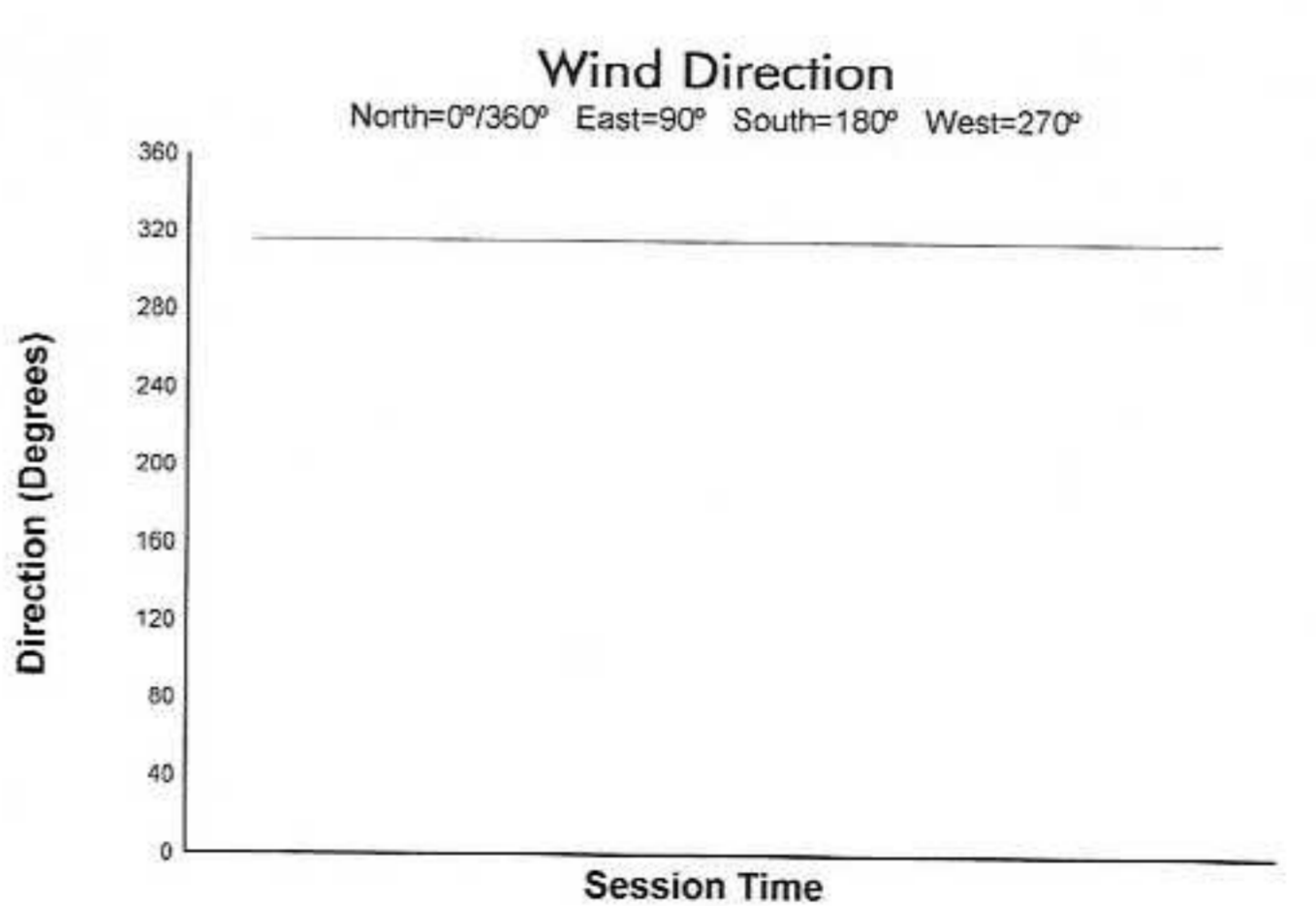

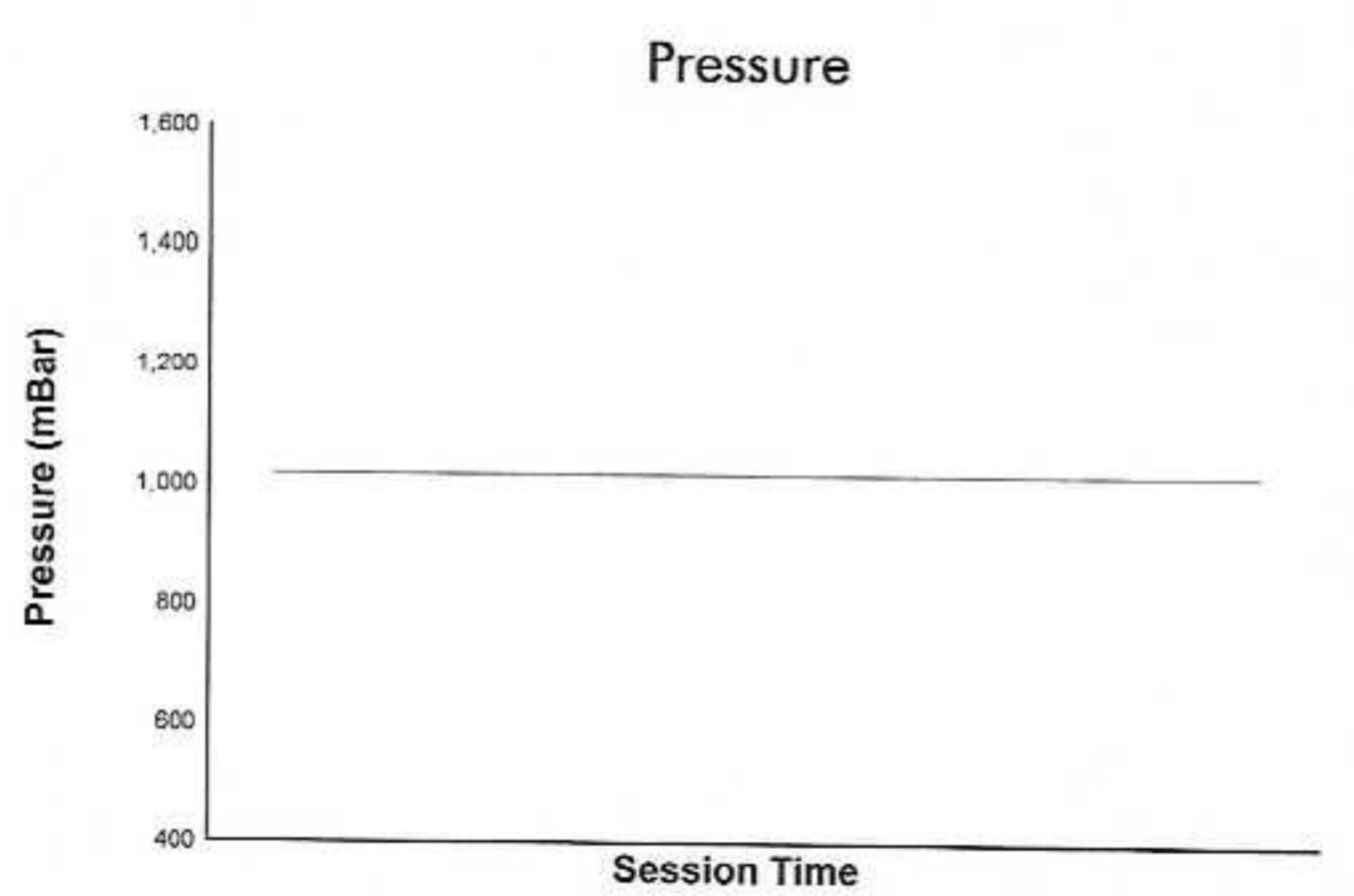
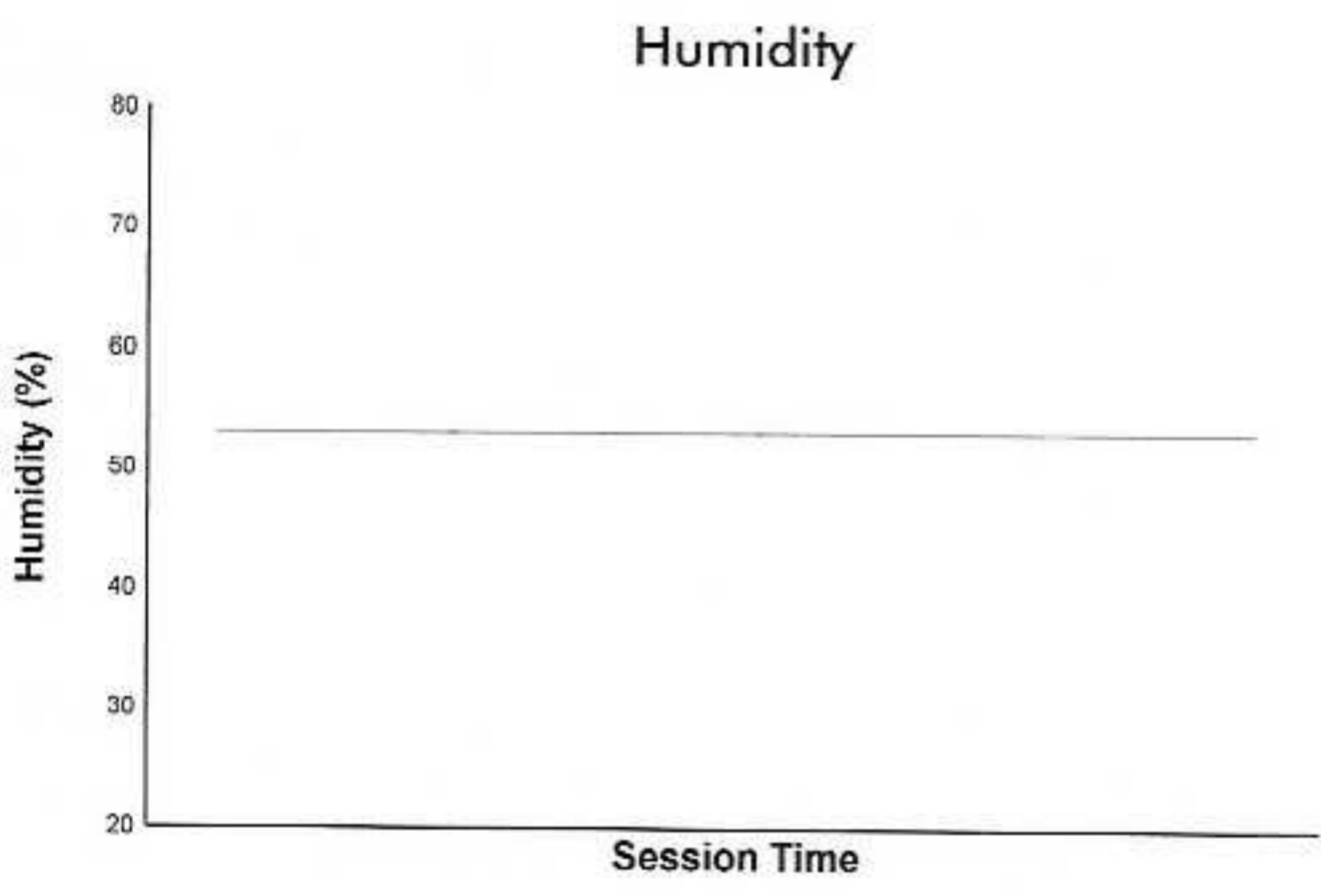
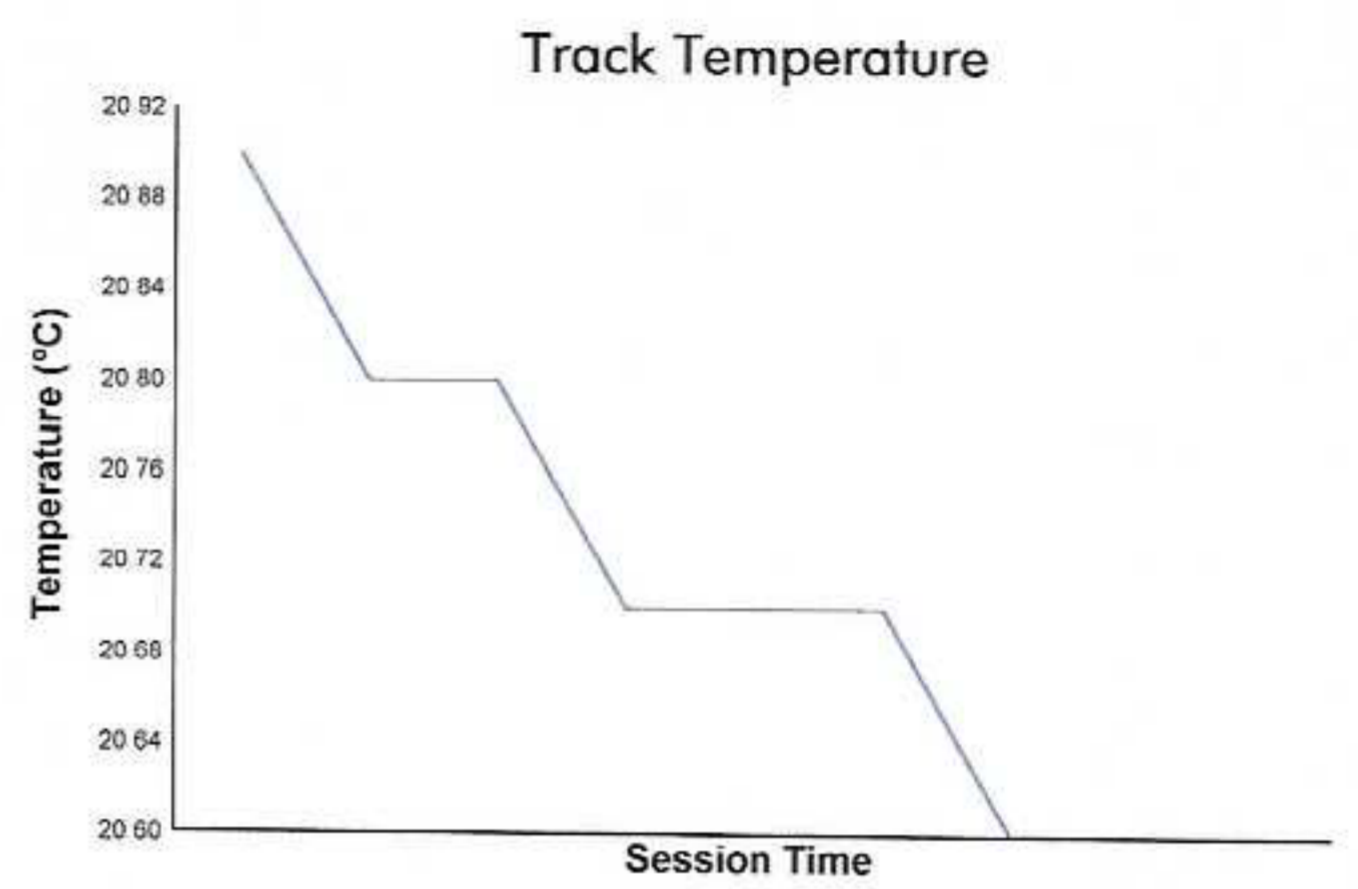
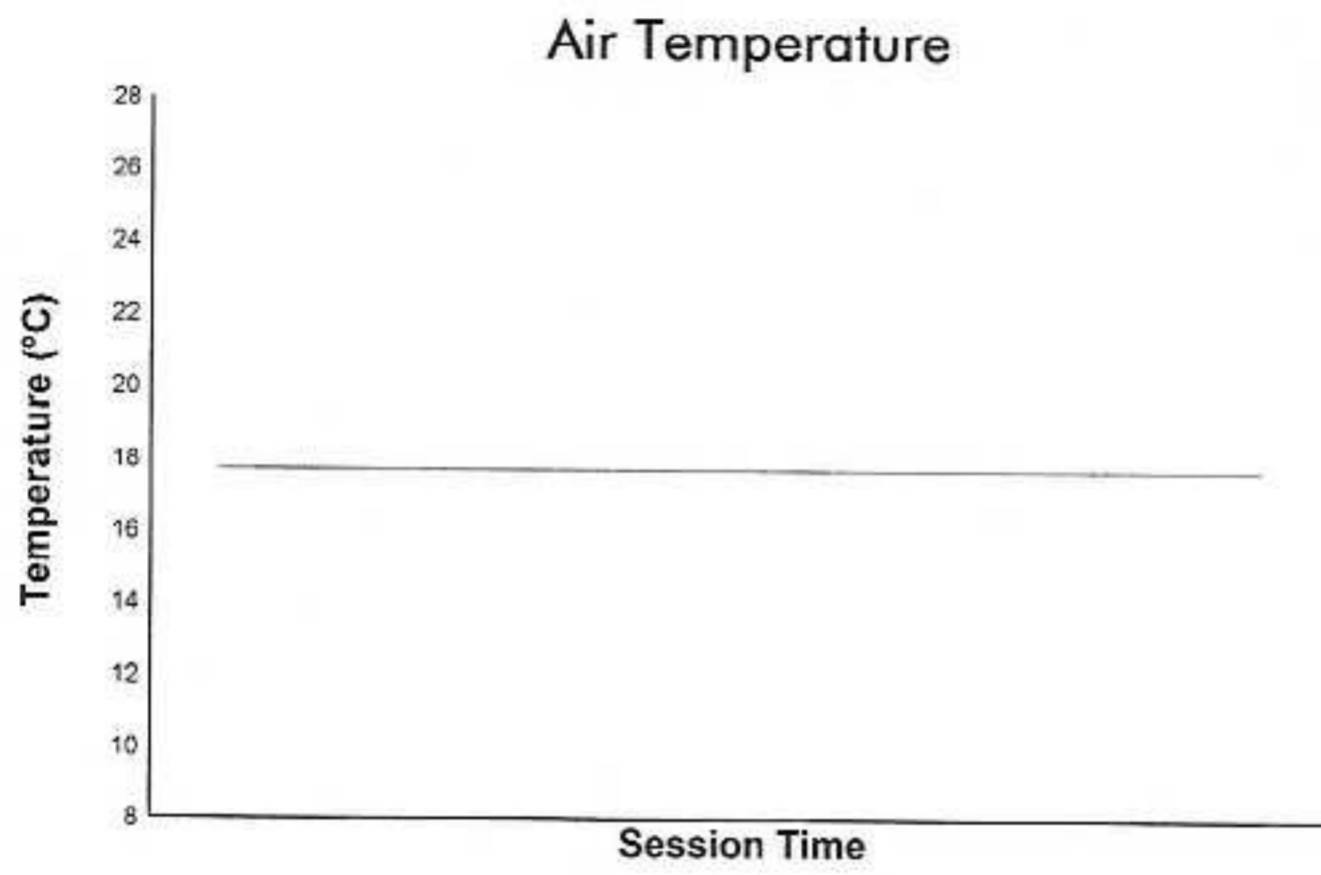


MENA Karting Nations Cup 2024

R390 ELITE

Practice 5

Weather Report



Track Status: **DRY**

