

# R390 ELITE

## MENA Karting Nations Cup 2024

### Practice 4

### Classification

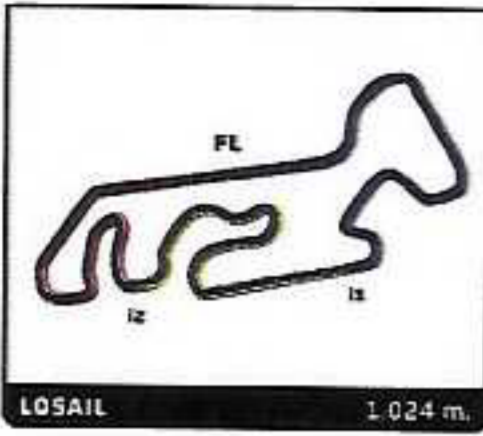
No	Driver	Nat	Team	Car	Cl.	Time	Lap Total	Gap	Kph
1	44 Christopher NJEIM				ENDURAN	1:02.229	4 14	-	59.2
2	51 Karim RIZKALLAH				ENDURAN	1:02.243	14 14	+0.014	59.2
3	19 Ahmed ERQUIZI	MAR			SPRINT	1:02.252	6 14	+0.023	59.2
4	16 Ilias FOUQUET	MAR			SPRINT	1:02.306	4 14	+0.077	59.2
5	4 Rashid AL MAMARI	BHR			SPRINT	1:02.351	4 14	+0.122	59.1
6	11 Matthias NJEIM	LBN			SPRINT	1:02.364	13 14	+0.135	59.1
7	21 Omar ASWAT	QAT			SPRINT	1:02.446	4 14	+0.217	59.0
8	57 Samy BAYANI				ENDURAN	1:02.527	6 13	+0.298	59.0
9	8 Jad ALAWAR	LBN			SPRINT	1:02.899	11 14	+0.670	58.6
10	10 Lucas GEMAYEL	LBN			SPRINT	1:03.050	10 14	+0.821	58.5
11	43 Bassam NAKKASH				ENDURAN	1:03.152	10 14	+0.923	58.4
12	9 Mazen AL AWAR	LBN			SPRINT	1:03.615	13 13	+1.386	57.9
13	2 Sarah Mouaki BENANI	DZA			SPRINT	1:04.076	4 14	+1.847	57.5
14	14 Gabriel AL BADAWI	LBN			SPRINT	1:04.289	9 14	+2.060	57.3
15	5 Romy SROUR	LBN			SPRINT	1:04.578	9 12	+2.349	57.1
16	53 Mohamed HELAL				ENDURAN	1:04.721	5 13	+2.492	57.0
17	6 Dany SOLH	LBN			SPRINT	1:04.977	7 14	+2.748	56.7
18	12 Mohamed YEHYA BEDDA	MRT			SPRINT	1:05.317	8 14	+3.088	56.4
19	7 Kyle EL HACHEM	LBN			SPRINT	1:05.323	7 14	+3.094	56.4
20	13 Mohamed MAHMOUD BEHNAME	MRT			SPRINT	1:05.558	10 13	+3.329	56.2
21	17 Mahdi KADIRI	MAR			SPRINT				

**Fastest Lap:** Lap 4 | Christopher NJEIM | 1:02.229 | 59.2 Kph

Published at: .....

Track Status: **DRY**

<b>Race Director</b> Mark Horsley 	<b>Timekeeper:</b> Isaac Mulungui 
---	---



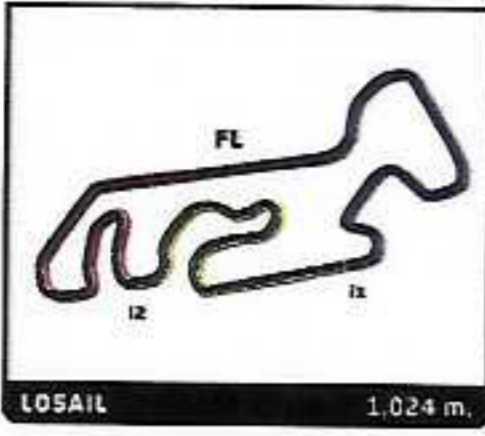
# R390 ELITE

## MENA Karting Nations Cup 2024

### Practice 4

### Best Sector Times

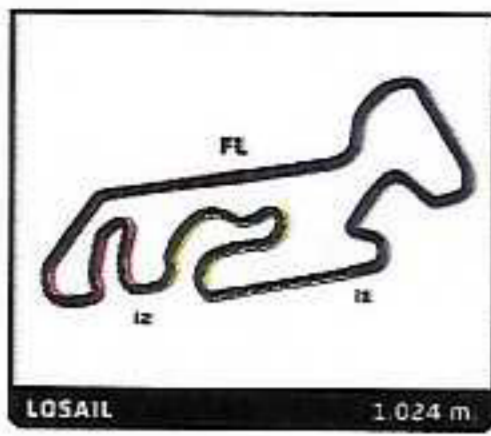
Sector 1			Sector 2			Sector 3			Ideal Lap	Best Lap				
Pos	No	Driver	Time	No	Driver	Time	Pos	No			Driver			
1	51	K.RIZKALLAH	22.584	4	R.AL MAMARI	19.558	21	O.ASWAT	19.770	1	16	I.FOUQUET	1:01.986	1:02.306 (4)
2	16	I.FOUQUET	22.585	16	I.FOUQUET	19.591	19	A.ERQUIZI	19.800	2	19	A.ERQUIZI	1:01.993	1:02.252 (3)
3	19	A.ERQUIZI	22.587	19	A.ERQUIZI	19.606	44	C.NJEIM	19.807	3	21	O.ASWAT	1:02.060	1:02.446 (7)
4	11	M.NJEIM	22.596	44	C.NJEIM	19.619	16	I.FOUQUET	19.810	4	51	K.RIZKALLAH	1:02.125	1:02.243 (2)
5	21	O.ASWAT	22.602	11	M.NJEIM	19.633	4	R.AL MAMARI	19.878	5	44	C.NJEIM	1:02.131	1:02.229 (1)
6	57	S.BAYANI	22.606	51	K.RIZKALLAH	19.649	51	K.RIZKALLAH	19.892	6	4	R.AL MAMARI	1:02.205	1:02.351 (5)
7	44	C.NJEIM	22.705	21	O.ASWAT	19.688	43	B.NAKKASH	19.902	7	11	M.NJEIM	1:02.248	1:02.364 (6)
8	8	J.ALAWAR	22.751	8	J.ALAWAR	19.712	8	J.ALAWAR	19.981	8	8	J.ALAWAR	1:02.444	1:02.899 (9)
9	4	R.AL MAMARI	22.769	10	L.GEMAYEL	19.733	11	M.NJEIM	20.019	9	57	S.BAYANI	1:02.453	1:02.527 (8)
10	10	L.GEMAYEL	22.915	57	S.BAYANI	19.748	10	L.GEMAYEL	20.076	10	10	L.GEMAYEL	1:02.724	1:03.050 (10)
11	9	M.AL AWAR	23.046	43	B.NAKKASH	19.780	57	S.BAYANI	20.099	11	43	B.NAKKASH	1:02.787	1:03.152 (11)
12	43	B.NAKKASH	23.105	2	S.BENANI	19.931	9	M.AL AWAR	20.231	12	9	M.AL AWAR	1:03.349	1:03.615 (12)
13	5	R.SROUR	23.247	9	M.AL AWAR	20.072	2	S.BENANI	20.254	13	2	S.BENANI	1:03.495	1:04.076 (13)
14	2	S.BENANI	23.310	14	G.AL BADAWI	20.089	5	R.SROUR	20.330	14	14	G.AL BADAWI	1:04.019	1:04.289 (14)
15	6	D.SOLH	23.491	53	M.HEHAL	20.205	14	G.AL BADAWI	20.421	15	5	R.SROUR	1:04.026	1:04.578 (15)
16	14	G.AL BADAWI	23.509	12	M.YEHYA BEDDA	20.366	7	K.EL HACHEM	20.551	16	53	M.HEHAL	1:04.426	1:04.721 (16)
17	53	M.HEHAL	23.638	13	M.MAHMOUD BEHNASS	20.405	13	M.MAHMOUD BEHNASS	20.568	17	7	K.EL HACHEM	1:04.764	1:05.323 (19)
18	7	K.EL HACHEM	23.681	5	R.SROUR	20.449	12	M.YEHYA BEDDA	20.582	18	6	D.SOLH	1:04.882	1:04.977 (17)
19	12	M.YEHYA BEDDA	24.059	7	K.EL HACHEM	20.532	53	M.HEHAL	20.583	19	12	M.YEHYA BEDDA	1:05.007	1:05.317 (18)
20	13	M.MAHMOUD BEHNASS	24.196	6	D.SOLH	20.696	6	D.SOLH	20.695	20	13	M.MAHMOUD BEHNASS	1:05.169	1:05.558 (20)



**R390 ELITE**  
**MENA Karting Nations Cup 2024**  
**Practice 4**

**Fastest Lap Sequence**

Elapsed	No Driver	Team	Car	Class	Time	Kph	Lap
2:31.057	8 Jad ALAWAR			SPRINT	<b>1:02.990</b>	58.5	2
2:33.456	19 Ahmed ERQUIZI			SPRINT	<b>1:02.766</b>	58.7	2
3:35.252	4 Rashid AL MAMARI			SPRINT	<b>1:02.615</b>	58.9	3
4:37.165	21 Omar ASWAT			SPRINT	<b>1:02.446</b>	59.0	4
4:37.603	4 Rashid AL MAMARI			SPRINT	<b>1:02.351</b>	59.1	4
4:38.105	16 Ilies FOUQUET			SPRINT	<b>1:02.306</b>	59.2	4
4:40.051	44 Christopher NJEIM			ENDURAN	<b>1:02.229</b>	59.2	4



# R390 ELITE

## MENA Karting Nations Cup 2024

### Practice 4

### Sector Analysis

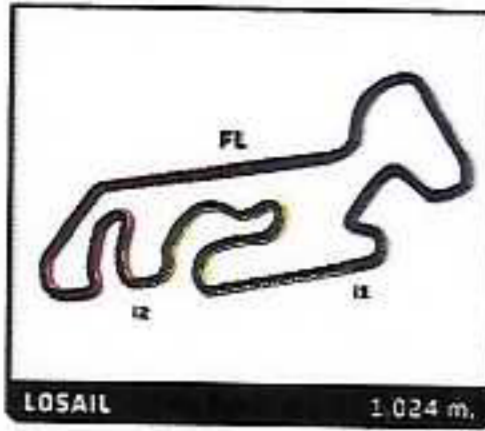
Invalidated Lap   Personal Best   Session Best   B Crossing the pit lane

Lap	Time	Sector 1	Sector 2	Sector 3	Kph	Elapsed	Lap	Time	Sector 1	Sector 2	Sector 3	Kph	Elapsed
<b>2</b> Sarah Mouaki BENANI DZA							6	1:06.006	23.900	20.750	21.356	55.8	7:04.392
1	1:28.489	47.256	20.582	20.651	41.7	1:28.489	7	<b>1:04.977</b>	<b>23.491</b>	<b>20.696</b>	20.790	56.7	8:09.369
2	1:04.786	23.607	20.925	<b>20.254</b>	56.9	2:33.275	8	1:05.885	23.883	20.741	21.261	56.0	9:15.254
3	1:06.387	24.243	21.763	20.381	55.5	3:39.662	9	1:05.626	23.854	20.854	20.918	56.2	10:20.880
4	<b>1:04.076</b>	<b>23.310</b>	20.189	20.577	57.5	4:43.738	10	1:05.670	23.938	20.976	20.756	56.1	11:26.550
5	1:04.196	23.316	20.011	20.869	57.4	5:47.934	11	1:06.069	24.032	21.104	20.933	55.8	12:32.619
6	1:04.613	23.830	20.206	20.577	57.1	6:52.547	12	1:07.454	25.570	21.089	20.795	54.7	13:40.073
7	1:05.094	23.723	20.826	20.545	56.6	7:57.641	13	1:05.295	23.717	20.746	20.832	56.5	14:45.368
8	1:04.278	23.593	20.346	20.339	57.4	9:01.919	14	1:05.605	23.672	20.969	20.964	56.2	15:50.973
9	1:05.431	24.642	20.292	20.497	56.3	10:07.350							
10	1:04.336	23.412	20.318	20.606	57.3	11:11.686							
11	1:04.344	23.581	20.255	20.508	57.3	12:16.030							
12	1:04.902	23.960	20.437	20.505	56.8	13:20.932							
13	1:04.184	23.345	20.229	20.610	57.4	14:25.116							
14	1:04.481	23.711	<b>19.931</b>	20.839	57.2	15:29.597							
<b>4</b> Rashid AL MAMARI BHR													
1	1:29.024	47.785	20.903	20.336	41.4	1:29.024							
2	1:03.613	23.398	19.899	20.316	58.0	2:32.637							
3	1:02.615	22.875	19.835	19.905	58.9	3:35.252							
4	<b>1:02.351</b>	22.831	<b>19.558</b>	19.962	59.1	4:37.603							
5	1:04.002	23.254	20.198	20.550	57.6	5:41.605							
6	1:03.544	22.890	19.643	21.011	58.0	6:45.149							
7	1:05.207	23.450	20.334	21.423	56.5	7:50.356							
8	1:03.210	23.206	20.006	19.998	58.3	8:53.566							
9	1:04.132	23.241	19.989	20.902	57.5	9:57.698							
10	1:02.892	23.155	19.777	19.960	58.6	11:00.590							
11	1:02.811	<b>22.769</b>	19.835	20.207	58.7	12:03.401							
12	1:02.613	22.861	19.874	<b>19.878</b>	58.9	13:06.014							
13	1:03.863	23.021	20.213	20.629	57.7	14:09.877							
14	1:03.093	22.818	20.077	20.198	58.4	15:12.970							
<b>5</b> Romy SROUR LBN													
1	3:49.392	3:08.416	20.646	<b>20.330</b>	16.1	3:49.392							
2	1:06.885	23.468	20.988	22.429	55.1	4:56.277							
3	1:04.722	23.294	20.780	20.648	57.0	6:00.999							
4	1:05.905	23.977	21.019	20.909	55.9	7:06.904							
5	1:04.861	23.731	20.792	20.338	56.8	8:11.765							
6	1:05.510	24.111	20.956	20.443	56.3	9:17.275							
7	1:05.800	23.984	21.209	20.607	56.0	10:23.075							
8	1:05.468	23.585	20.538	21.345	56.3	11:28.543							
9	<b>1:04.578</b>	<b>23.247</b>	20.973	20.358	57.1	12:33.121							
10	1:05.037	24.058	20.499	20.480	56.7	13:38.158							
11	1:05.348	24.278	20.576	20.494	56.4	14:43.506							
12	1:05.377	23.687	<b>20.449</b>	21.241	56.4	15:48.883							
<b>6</b> Dany SOLH LBN													
1	1:33.475	50.865	21.089	21.521	39.4	1:33.475							
2	1:06.636	23.938	21.053	21.645	55.3	2:40.111							
3	1:05.472	23.796	20.759	20.917	56.3	3:45.583							
4	1:07.151	23.810	21.703	21.638	54.9	4:52.734							
5	1:05.652	24.060	20.897	<b>20.695</b>	56.2	5:58.386							
<b>7</b> Kyle EL HACHEM LBN													
1	1:33.150	49.277	21.255	22.618	39.6	1:33.150							
2	1:07.445	24.815	21.294	21.336	54.7	2:40.595							
3	1:07.123	25.520	20.826	20.777	54.9	3:47.718							
4	1:07.000	24.283	21.536	21.181	55.0	4:54.718							
5	1:06.079	24.230	21.007	20.842	55.8	6:00.797							
6	1:06.840	23.920	22.183	20.737	55.2	7:07.637							
7	<b>1:05.323</b>	23.726	21.046	<b>20.551</b>	56.4	8:12.960							
8	1:05.650	23.846	21.074	20.730	56.2	9:18.610							
9	1:06.016	23.920	20.997	21.099	55.8	10:24.626							
10	1:05.718	23.696	20.558	21.464	56.1	11:30.344							
11	1:05.412	<b>23.681</b>	20.869	20.862	56.4	12:35.756							
12	1:05.522	23.808	21.063	20.651	56.3	13:41.278							
13	1:06.729	23.764	20.850	22.115	55.2	14:48.007							
14	1:05.360	23.794	<b>20.532</b>	21.034	56.4	15:53.367							
<b>8</b> Jad ALAWAR LBN													
1	1:28.067	47.680	20.155	20.232	41.9	1:28.067							
2	1:02.990	22.991	19.720	20.279	58.5	2:31.057							
3	1:03.001	<b>22.751</b>	19.998	20.252	58.5	3:34.058							
4	1:03.009	22.843	19.988	20.178	58.5	4:37.067							
5	1:03.442	22.832	20.629	<b>19.981</b>	58.1	5:40.509							
6	1:04.468	23.561	19.891	21.016	57.2	6:44.977							
7	1:04.268	23.942	19.731	20.595	57.4	7:49.245							
8	1:03.786	23.958	<b>19.712</b>	20.116	57.8	8:53.031							
9	1:03.725	23.193	20.206	20.326	57.8	9:56.756							
10	1:03.265	23.043	20.035	20.187	58.3	11:00.021							
11	<b>1:02.899</b>	22.845	19.825	20.229	58.6	12:02.920							
12	1:03.066	22.944	20.005	20.117	58.5	13:05.986							
13	1:03.487	23.278	19.750	20.459	58.1	14:09.473							
14	1:03.489	23.041	20.073	20.375	58.1	15:12.962							
<b>9</b> Mazen AL AWAR LBN													
1	1:27.261	46.277	20.497	20.487	42.2	1:27.261							
2	1:04.316	23.301	20.607	20.408	57.3	2:31.577							
3	1:06.663	25.666	20.395	20.602	55.3	3:38.240							
4	1:56.467B	23.412	20.266	1:12.789	31.7	5:34.707							
5	1:05.652	25.048	20.155	20.449	56.2	6:40.359							
6	1:03.742	23.078	20.203	20.461	57.8	7:44.101							
7	1:04.083	23.069	20.299	20.715	57.5	8:48.184							
8	1:03.682	23.214	20.237	<b>20.231</b>	57.9	9:51.866							
9	1:04.082	23.614	<b>20.072</b>	20.396	57.5	10:55.948							
10	1:05.838	24.670	20.882	20.286	56.0	12:01.786							
11	1:03.723	23.090	20.224	20.409	57.9	13:05.509							





# MENA KARTING CHAMPIONSHIP NATIONS CUP



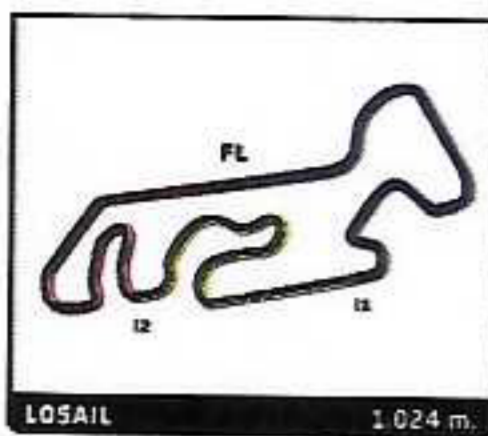
## R390 ELITE MENA Karting Nations Cup 2024 Practice 4

### Sector Analysis

Lap							Lap						
Lap	Time	Sector 1	Sector 2	Sector 3	Kph	Elapsed	Lap	Time	Sector 1	Sector 2	Sector 3	Kph	Elapsed
12	1:04.796	23.963	20.285	20.548	56.9	14:10.305	2	1:06.324	24.965	20.576	20.783	55.6	2:41.065
13	<b>1:03.615</b>	<b>23.046</b>	20.189	20.380	57.9	15:13.920	3	1:06.460	24.831	<b>20.405</b>	21.224	55.5	3:47.525
<b>10 Lucas GEMAYEL</b> LBN							4						
1	1:32.075	50.251	20.792	21.032	40.0	1:32.075	5	1:12.824	30.555	20.750	21.519	50.6	6:06.789
2	1:03.609	23.289	<b>19.733</b>	20.587	58.0	2:35.684	6	1:06.065	24.278	20.522	21.265	55.8	7:12.854
3	1:04.143	22.945	20.942	20.256	57.5	3:39.827	7	1:06.869	24.703	20.856	21.310	55.1	8:19.723
4	1:04.375	23.459	20.001	20.915	57.3	4:44.202	8	1:07.110	24.625	20.955	21.530	54.9	9:26.833
5	1:03.728	23.132	20.179	20.417	57.8	5:47.930	9	1:06.748	24.778	20.814	21.156	55.2	10:33.581
6	1:04.801	24.037	20.187	20.577	56.9	6:52.731	10	<b>1:05.558</b>	24.312	20.678	<b>20.568</b>	56.2	11:39.139
7	1:06.072	23.644	21.043	21.385	55.8	7:58.803	11	1:06.958	24.637	21.261	21.060	55.1	12:46.097
8	1:03.211	23.073	20.004	20.134	58.3	9:02.014	12	1:07.471	24.717	21.174	21.580	54.6	13:53.568
9	1:03.456	23.389	19.892	20.175	58.1	10:05.470	13	1:06.706	<b>24.196</b>	20.780	21.730	55.3	15:00.274
10	<b>1:03.050</b>	<b>22.915</b>	20.059	<b>20.076</b>	58.5	11:08.520	<b>14 Gabriel AL BADAWI</b> LBN						
11	1:03.714	23.220	20.236	20.258	57.9	12:12.234	1	1:32.653	50.558	20.689	21.406	39.8	1:32.653
12	1:03.423	23.187	19.999	20.237	58.1	13:15.657	2	1:04.757	23.757	20.403	20.597	56.9	2:37.410
13	1:03.303	23.171	19.867	20.265	58.2	14:18.960	3	1:04.794	23.697	20.284	20.813	56.9	3:42.204
14	1:03.261	23.078	19.932	20.251	58.3	15:22.221	4	1:05.133	23.751	20.359	21.023	56.6	4:47.337
<b>11 Matthias NJEIM</b> LBN							5	1:04.901	23.708	20.158	21.035	56.8	5:52.238
1	1:30.596	50.183	20.236	20.177	40.7	1:30.596	6	1:04.819	23.547	20.415	20.857	56.9	6:57.057
2	1:03.786	22.778	20.385	20.623	57.8	2:34.382	7	1:04.591	23.676	20.192	20.723	57.1	8:01.648
3	1:05.129	23.477	21.371	20.281	56.6	3:39.511	8	1:04.602	23.578	20.286	20.738	57.1	9:06.250
4	1:02.780	22.730	19.968	20.082	58.7	4:42.291	9	<b>1:04.289</b>	23.554	<b>20.089</b>	20.646	57.3	10:10.539
5	1:02.743	22.691	19.914	20.138	58.8	5:45.034	10	1:04.695	23.711	20.147	20.837	57.0	11:15.234
6	1:02.485	22.768	19.698	<b>20.019</b>	59.0	6:47.519	11	1:04.405	23.546	20.207	20.652	57.2	12:19.639
7	1:02.394	<b>22.596</b>	19.697	20.101	59.1	7:49.913	12	1:04.425	<b>23.509</b>	20.241	20.675	57.2	13:24.064
8	1:02.635	22.721	19.783	20.131	58.9	8:52.548	13	1:04.488	23.509	20.436	20.543	57.2	14:28.552
9	1:02.477	22.622	19.637	20.218	59.0	9:55.025	14	1:04.395	23.512	20.462	<b>20.421</b>	57.2	15:32.947
10	1:02.607	22.796	19.767	20.044	58.9	10:57.632	<b>16 Ilies FOUQUET</b> MAR						
11	1:02.959	22.836	20.010	20.113	58.6	12:00.591	1	1:29.313	48.602	20.506	20.205	41.3	1:29.313
12	1:02.456	22.713	19.674	20.069	59.0	13:03.047	2	1:03.436	23.470	19.740	20.226	58.1	2:32.749
13	<b>1:02.364</b>	22.640	19.701	20.023	59.1	14:05.411	3	1:03.050	23.219	20.021	<b>19.810</b>	58.5	3:35.799
14	1:02.390	22.680	<b>19.633</b>	20.077	59.1	15:07.801	4	<b>1:02.306</b>	22.815	<b>19.591</b>	19.900	59.2	4:38.105
<b>12 Mohamed YEHYA BEDDA</b> MRT							5	1:02.932	22.917	19.859	20.156	58.6	5:41.037
1	1:33.998	52.369	<b>20.366</b>	21.263	39.2	1:33.998	6	1:02.853	22.782	19.915	20.156	58.7	6:43.890
2	1:05.437	24.254	20.369	20.814	56.3	2:39.435	7	1:02.786	22.610	20.006	20.170	58.7	7:46.676
3	1:05.343	24.169	20.547	20.627	56.4	3:44.778	8	1:02.567	<b>22.585</b>	19.943	20.039	58.9	8:49.243
4	1:06.586	24.307	21.435	20.844	55.4	4:51.364	9	1:03.244	23.577	19.808	19.859	58.3	9:52.487
5	1:05.558	24.357	20.392	20.809	56.2	5:56.922	10	1:02.662	22.700	20.044	19.918	58.8	10:55.149
6	1:06.253	24.154	21.276	20.823	55.6	7:03.175	11	1:02.894	22.782	19.963	20.149	58.6	11:58.043
7	1:05.775	24.214	20.829	20.732	56.0	8:08.950	12	1:02.720	22.743	19.866	20.111	58.8	13:00.763
8	<b>1:05.317</b>	<b>24.059</b>	20.594	20.664	56.4	9:14.267	13	1:03.011	22.810	20.165	20.036	58.5	14:03.774
9	1:06.136	24.445	20.878	20.813	55.7	10:20.403	14	1:02.913	22.686	20.035	20.192	58.6	15:06.687
10	1:05.652	24.224	20.811	20.617	56.2	11:26.055	<b>19 Ahmed ERQUIZI</b> MAR						
11	1:05.859	24.397	20.880	<b>20.582</b>	56.0	12:31.914	1	1:30.690	49.527	20.279	20.884	40.6	1:30.690
12	1:06.102	24.665	20.787	20.650	55.8	13:38.016	2	1:02.766	22.901	19.832	20.033	58.7	2:33.456
13	1:06.286	24.923	20.760	20.603	55.6	14:44.302	3	1:03.051	23.360	19.891	<b>19.800</b>	58.5	3:36.507
14	1:05.974	24.323	20.816	20.835	55.9	15:50.276	4	1:03.070	23.019	19.871	20.180	58.4	4:39.577
<b>13 Mohamed MAHMOUD BEHNASS</b> MRT							5	1:02.588	22.940	19.744	19.904	58.9	5:42.165
1	1:34.741	52.989	20.475	21.277	38.9	1:34.741	6	<b>1:02.252</b>	22.645	19.776	19.831	59.2	6:44.417
							7	1:02.476	<b>22.587</b>	19.715	20.174	59.0	7:46.893
							8	1:02.570	22.743	19.817	20.010	58.9	8:49.463



# MENA KARTING CHAMPIONSHIP NATIONS CUP



## R390 ELITE MENA Karting Nations Cup 2024 Practice 4

### Sector Analysis

— Invalidated Lap    ■ Personal Best    ■ Session Best    B Crossing the pit lane

Lap	Time	Sector 1	Sector 2	Sector 3	Kph	Elapsed
9	1:02.500	22.849	19.643	20.008	59.0	9:51.963
10	1:02.639	22.948	19.645	20.046	58.9	10:54.602
11	1:13.440	33.499	19.886	20.055	50.2	12:08.042
12	1:02.304	22.752	19.663	19.889	59.2	13:10.346
13	1:02.379	22.669	19.606	20.104	59.1	14:12.725
14	1:02.360	22.662	19.773	19.925	59.1	15:15.085

**21** Omar ASWAT QAT

1	1:28.880	48.750	20.151	19.979	41.5	1:28.880
2	1:03.006	23.255	19.981	19.770	58.5	2:31.886
3	1:02.833	23.078	19.810	19.945	58.7	3:34.719
4	1:02.446	22.650	19.688	20.108	59.0	4:37.165
5	1:03.205	22.850	20.182	20.173	58.3	5:40.370
6	1:02.625	22.914	19.823	19.888	58.9	6:42.995
7	1:02.575	22.623	19.814	20.138	58.9	7:45.570
8	1:02.482	22.653	19.783	20.046	59.0	8:48.052
9	1:02.579	22.721	19.887	19.971	58.9	9:50.631
10	1:02.833	22.813	19.968	20.052	58.7	10:53.464
11	1:02.778	22.755	19.950	20.073	58.7	11:56.242
12	1:02.554	22.602	19.846	20.106	58.9	12:58.796
13	1:02.868	22.766	19.842	20.260	58.6	14:01.664
14	1:02.728	22.772	19.862	20.094	58.8	15:04.392

**43** Bassam NAKKASH

1	1:27.360	46.594	20.598	20.168	42.2	1:27.360
2	1:04.320	24.088	20.247	19.985	57.3	2:31.680
3	1:03.960	24.042	19.923	19.995	57.6	3:35.640
4	1:03.314	23.379	19.780	20.155	58.2	4:38.954
5	1:03.851	23.105	20.012	20.734	57.7	5:42.805
6	1:03.734	23.319	20.513	19.902	57.8	6:46.539
7	1:03.715	23.135	20.260	20.320	57.9	7:50.254
8	1:03.622	23.469	20.193	19.960	57.9	8:53.876
9	1:04.313	23.165	20.029	21.119	57.3	9:58.189
10	1:03.152	23.206	19.890	20.056	58.4	11:01.341
11	1:03.707	23.379	20.061	20.267	57.9	12:05.048
12	1:03.677	23.324	20.181	20.172	57.9	13:08.725
13	1:04.078	23.215	20.504	20.359	57.5	14:12.803
14	1:03.516	23.226	20.206	20.084	58.0	15:16.319

**44** Christopher NJEIM

1	1:31.584	51.619	19.647	20.318	40.3	1:31.584
2	1:02.822	22.801	19.827	20.194	58.7	2:34.406
3	1:03.416	23.201	20.273	19.942	58.1	3:37.822
4	1:02.229	22.770	19.652	19.807	59.2	4:40.051
5	1:02.955	23.040	19.788	20.127	58.6	5:43.006
6	1:02.599	22.809	19.770	20.020	58.9	6:45.605
7	1:03.724	23.529	20.024	20.171	57.8	7:49.329
8	1:02.827	22.844	19.896	20.087	58.7	8:52.156
9	1:02.952	22.779	19.619	20.554	58.6	9:55.108
10	1:02.620	22.881	19.807	19.932	58.9	10:57.728
11	1:03.027	23.442	19.637	19.948	58.5	12:00.755
12	1:02.394	22.827	19.629	19.938	59.1	13:03.149
13	1:02.419	22.759	19.682	19.978	59.1	14:05.568
14	1:02.333	22.705	19.664	19.964	59.1	15:07.901

**51** Karim RIZKALLAH

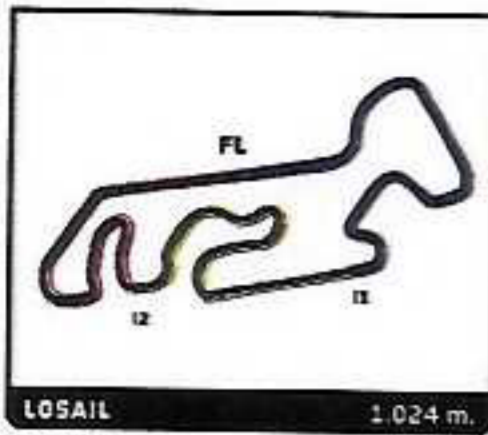
1	1:28.577	47.393	20.873	20.311	41.6	1:28.577
2	1:04.424	24.028	20.099	20.297	57.2	2:33.001
3	1:03.256	23.510	19.772	19.974	58.3	3:36.257
4	1:03.220	23.057	19.871	20.292	58.3	4:39.477
5	1:03.676	23.299	19.864	20.513	57.9	5:43.153
6	1:02.932	23.168	19.872	19.892	58.6	6:46.085
7	1:03.923	23.272	20.190	20.461	57.7	7:50.008
8	1:03.246	23.366	19.940	19.940	58.3	8:53.254
9	1:03.381	23.293	20.076	20.012	58.2	9:56.635
10	1:02.795	22.754	19.926	20.115	58.7	10:59.430
11	1:02.295	22.592	19.778	19.925	59.2	12:01.725
12	1:02.537	22.784	19.649	20.104	58.9	13:04.262
13	1:02.350	22.584	19.707	20.059	59.1	14:06.612
14	1:02.243	22.636	19.649	19.958	59.2	15:08.855

**53** Mohamed HELAL

1	1:34.366	48.462	21.464	24.440	39.1	1:34.366
2	1:06.452	24.209	21.084	21.159	55.5	2:40.818
3	1:05.216	24.225	20.408	20.583	56.5	3:46.034
4	1:06.448	23.638	21.688	21.122	55.5	4:52.482
5	1:04.721	23.722	20.228	20.771	57.0	5:57.203
6	1:16.678	24.029	31.674	20.975	48.1	7:13.881
7	1:06.115	23.819	21.381	20.915	55.8	8:19.996
8	1:07.117	24.268	21.624	21.225	54.9	9:27.113
9	1:07.373	24.688	21.078	21.607	54.7	10:34.486
10	1:14.187	30.250	23.142	20.795	49.7	11:48.673
11	1:05.167	23.805	20.633	20.729	56.6	12:53.840
12	1:04.814	23.736	20.205	20.873	56.9	13:58.654
13	1:05.549	23.742	20.978	20.829	56.2	15:04.203

**57** Samy BAYANI

1	1:30.788	50.185	20.460	20.143	40.6	1:30.788
2	1:03.753	23.042	20.041	20.670	57.8	2:34.541
3	1:04.743	23.449	21.064	20.230	56.9	3:39.284
4	1:03.275	22.793	20.383	20.099	58.3	4:42.559
5	1:02.941	22.861	19.858	20.222	58.6	5:45.500
6	1:02.527	22.606	19.801	20.120	59.0	6:48.027
7	1:02.818	22.693	19.898	20.227	58.7	7:50.845
8	2:41.470B	23.126	20.245	1:58.099	22.8	10:32.315
9	1:05.785	25.576	19.990	20.219	56.0	11:38.100
10	1:02.941	22.826	19.947	20.168	58.6	12:41.041
11	1:02.986	22.926	19.892	20.168	58.5	13:44.027
12	1:02.769	22.749	19.748	20.272	58.7	14:46.796
13	1:03.513	22.738	20.136	20.639	58.0	15:50.309


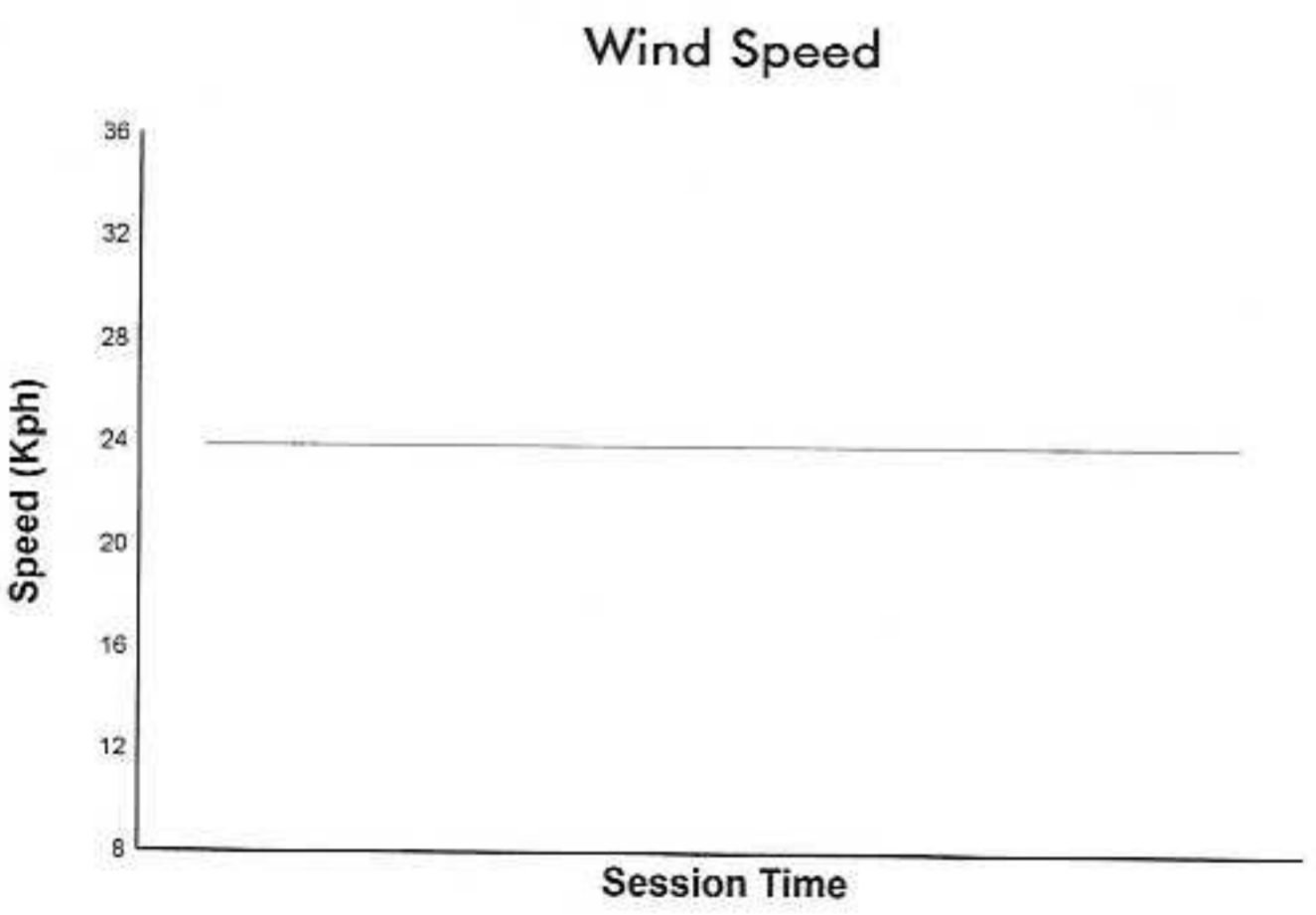
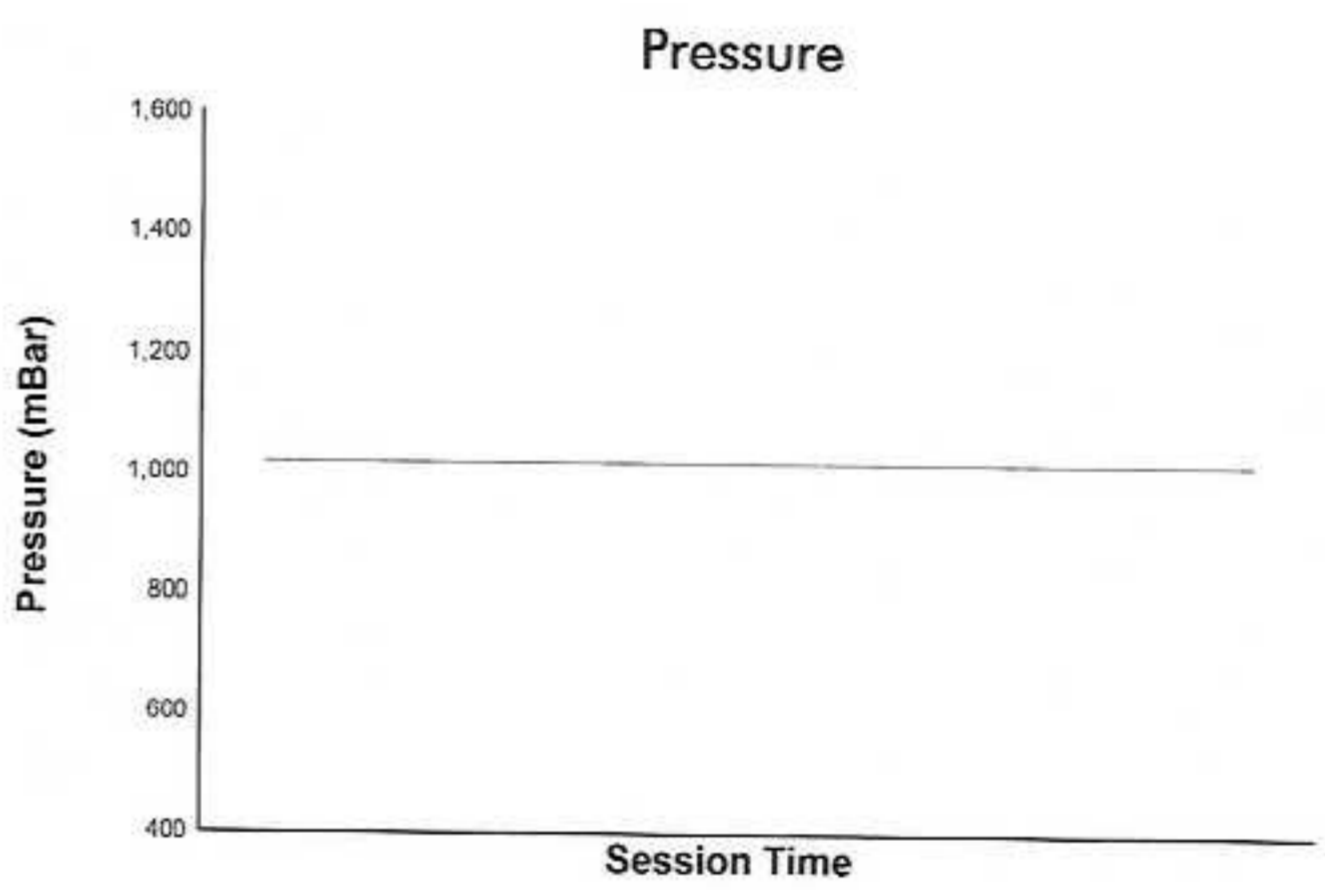
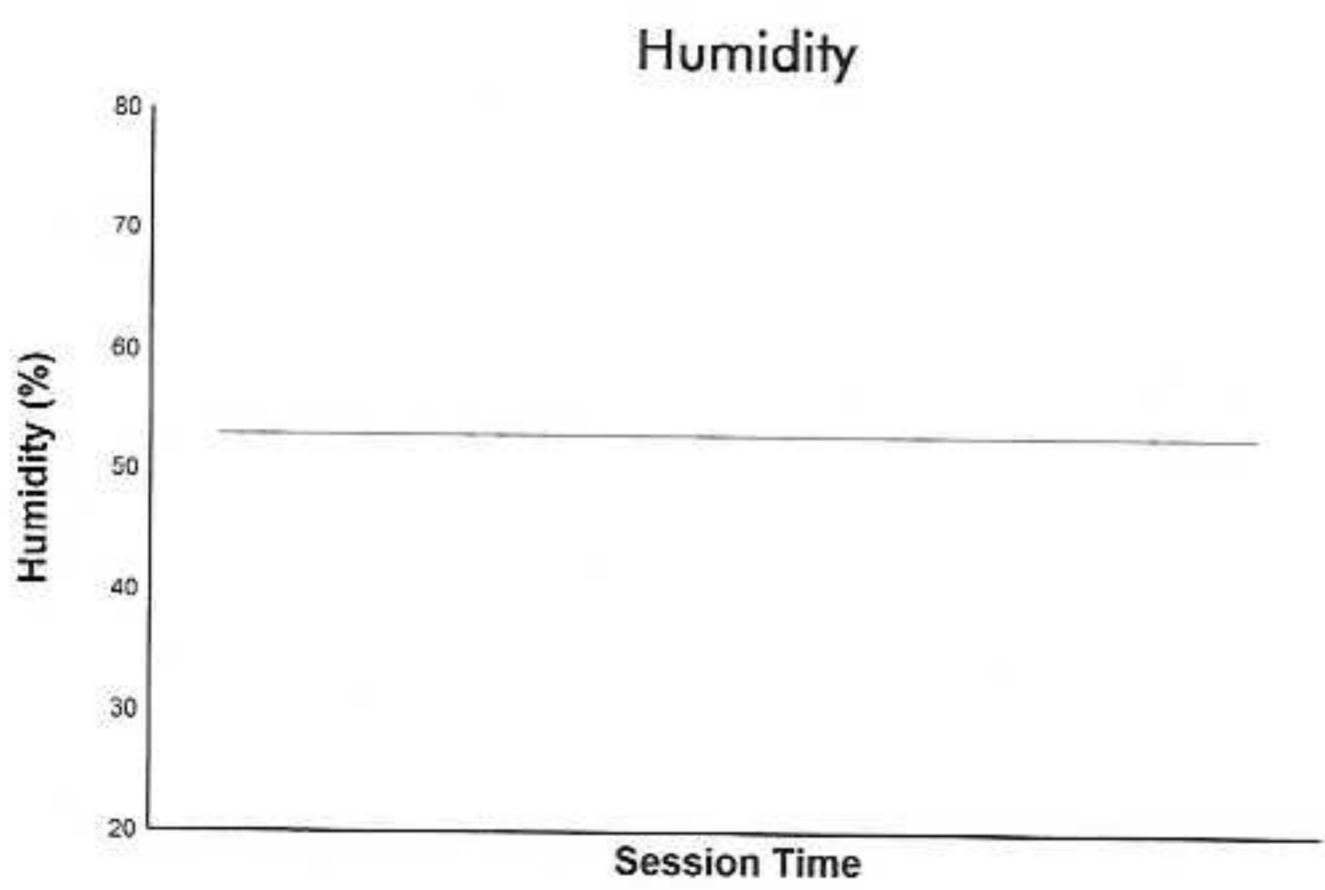
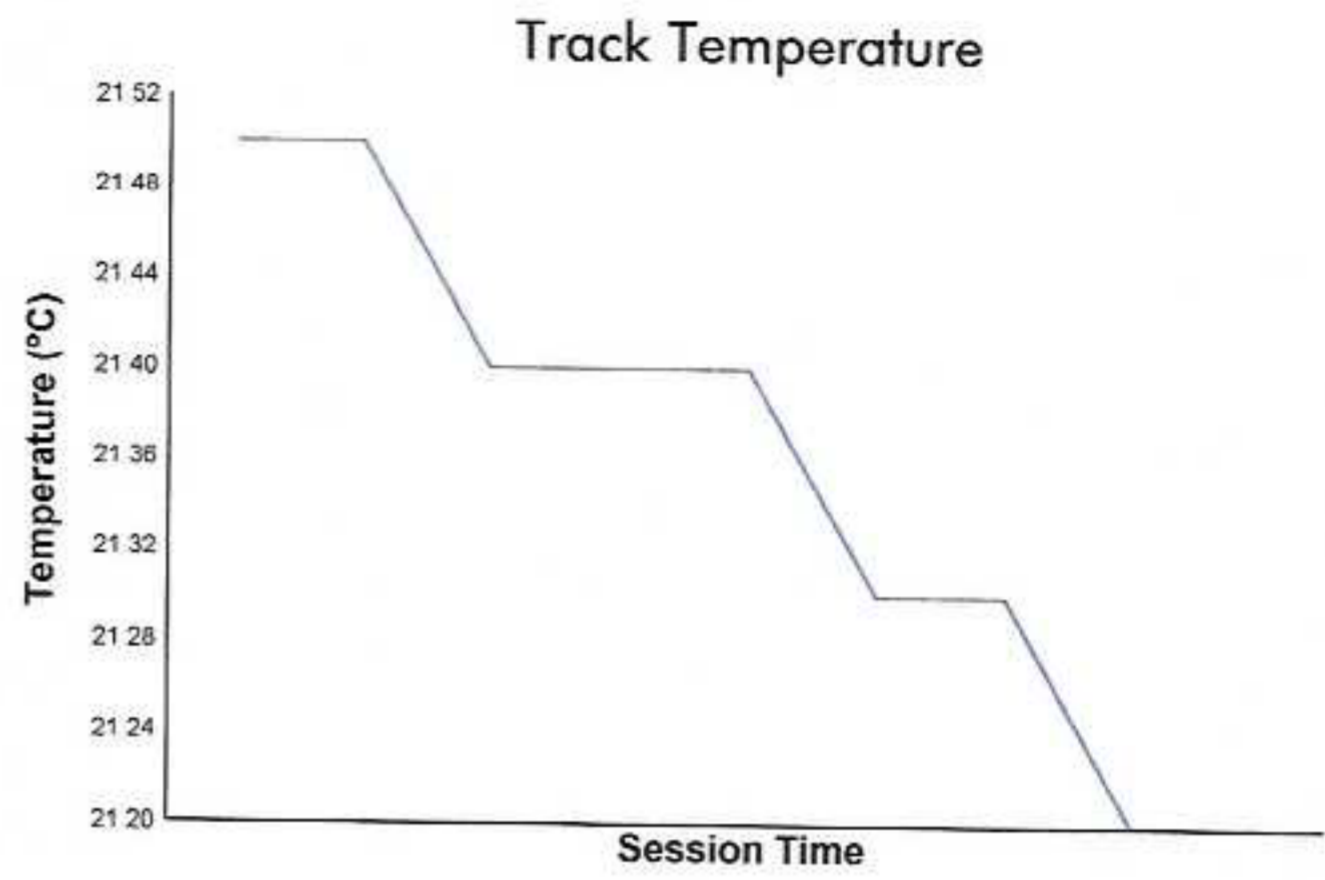
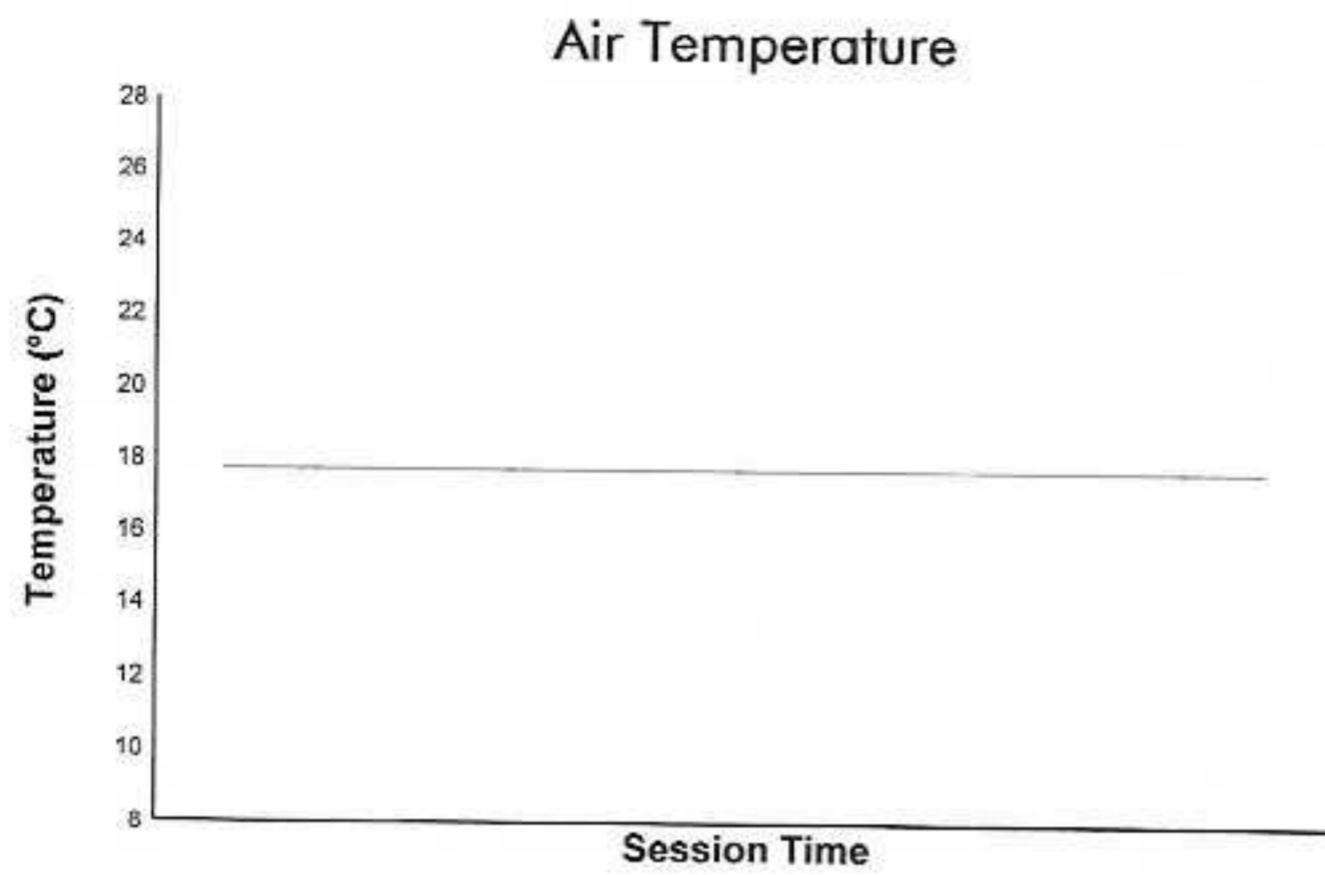


# MENA Karting Nations Cup 2024

## R390 ELITE

### Practice 4

#### Weather Report



Track Status: **DRY**

