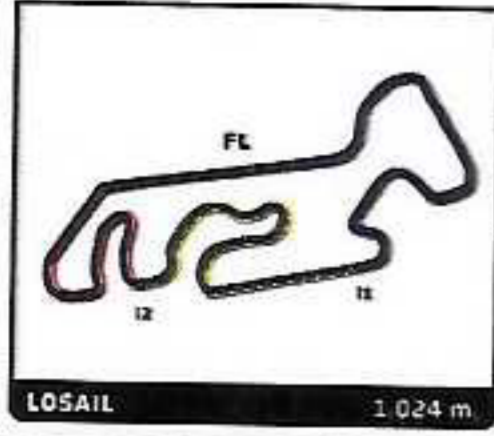




MENA KARTING CHAMPIONSHIP NATIONS CUP



R390 ELITE MENA Karting Nations Cup 2024 Practice 3

Classification

No	Driver	Nat	Team	Car	Cl.	Time	Lap Total	Gap	Kph
1	50 Ishak LALAHINE				ENDURAN	1:01.908	7 15	- -	59.5
2	54 Mohamed Malik AZIEZ				ENDURAN	1:02.220	5 15	+0.312 +0.312	59.2
3	38 Humaid AL KETBI	ARE			SPRINT	1:02.340	11 14	+0.432 +0.120	59.1
4	41 Ahmad MOHAMMED				ENDURAN	1:02.515	11 15	+0.607 +0.175	59.0
5	33 Suliman ALROBAYA	SAU			SPRINT	1:02.677	7 14	+0.769 +0.162	58.8
6	3 Amine LAIBI	DZA			SPRINT	1:02.746	8 14	+0.838 +0.069	58.8
7	46 Fahad ALDHAFERI				ENDURAN	1:02.801	10 14	+0.893 +0.055	58.7
8	21 Omar ASWAT	QAT			SPRINT	1:02.959	3 14	+1.051 +0.158	58.6
9	52 Khalid ALZAYED				ENDURAN	1:03.010	10 12	+1.102 +0.051	58.5
10	22 Zaid AL BANY	QAT			SPRINT	1:03.088	14 14	+1.180 +0.078	58.4
11	24 Tomas ESTEVEZ	QAT			SPRINT	1:03.163	13 14	+1.255 +0.075	58.4
12	1 Mohamed BAYA	DZA			SPRINT	1:03.173	8 14	+1.265 +0.010	58.4
13	32 Faisal ALHARBI	SAU			SPRINT	1:03.385	10 14	+1.477 +0.212	58.2
14	37 Hussain MOHAMMED	ARE			SPRINT	1:03.956	14 14	+2.048 +0.571	57.6
15	25 Maria YAZBECK	QAT			SPRINT	1:04.035	12 13	+2.127 +0.079	57.6
16	31 Muteb ALSAQHAN	SAU			SPRINT	1:04.189	6 13	+2.281 +0.154	57.4
17	34 Abdulaziz ABOALNAJA	SAU			SPRINT	1:04.742	13 14	+2.834 +0.553	56.9
18	36 Ainas ABTINI	SYR			SPRINT	1:05.055	8 14	+3.147 +0.313	56.7
19	26 Nuha KHOGALI	QAT			SPRINT	1:05.215	4 5	+3.307 +0.160	56.5
20	35 Ebrahim ELBACHA	SYR			SPRINT	1:05.467	11 12	+3.559 +0.252	56.3


Fastest Lap: Lap 7 | Ishak LALAHINE | 1:01.908 | 59.5 Kph

Published at:

Track Status: **DRY**

Race Director

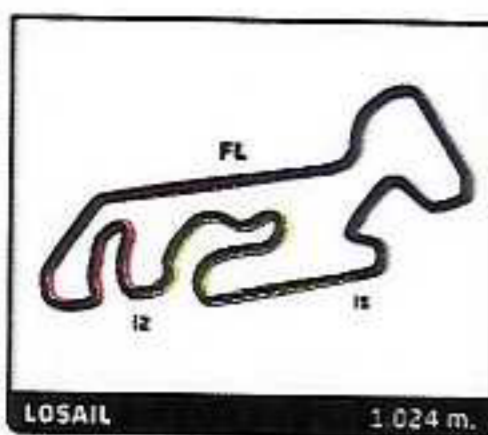
Mark Horsley



Timekeeper:

Isaac Mulungui





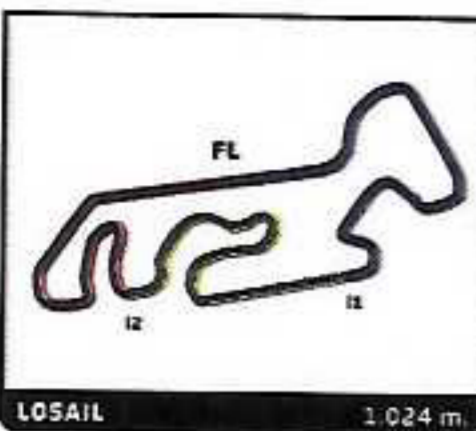
R390 ELITE

MENA Karting Nations Cup 2024

Practice 3

Best Sector Times

Sector 1		Sector 2		Sector 3		Pos	No Driver	Ideal Lap	Best Lap	
Pos	No Driver	Time	No Driver	Time	No Driver					
1	54 M.AZIEZ	22.572	50 I.LALAHINE	19.466	50 I.LALAHINE	19.666	1	50 I.LALAHINE	1:01.808	1:01.908 (1)
2	50 I.LALAHINE	22.676	54 M.AZIEZ	19.537	41 A.MOHAMMED	19.844	2	54 M.AZIEZ	1:01.965	1:02.220 (2)
3	41 A.MOHAMMED	22.726	41 A.MOHAMMED	19.575	54 M.AZIEZ	19.856	3	41 A.MOHAMMED	1:02.145	1:02.515 (4)
4	3 A.LAIBI	22.743	46 F.ALDAHFEERI	19.595	38 H.AL KETBI	19.856	4	38 H.AL KETBI	1:02.324	1:02.340 (3)
5	21 O.ASWAT	22.805	38 H.AL KETBI	19.630	3 A.LAIBI	19.975	5	3 A.LAIBI	1:02.350	1:02.746 (6)
6	22 Z.AL BANY	22.810	3 A.LAIBI	19.632	1 M.BAYA	20.016	6	33 S.ALROBAYA	1:02.550	1:02.677 (5)
7	38 H.AL KETBI	22.838	33 S.ALROBAYA	19.639	52 K.ALZAYED	20.033	7	46 F.ALDAHFEERI	1:02.622	1:02.801 (7)
8	33 S.ALROBAYA	22.872	52 K.ALZAYED	19.703	33 S.ALROBAYA	20.039	8	52 K.ALZAYED	1:02.666	1:03.010 (9)
9	24 T.ESTEVEZ	22.902	24 T.ESTEVEZ	19.748	24 T.ESTEVEZ	20.057	9	24 T.ESTEVEZ	1:02.707	1:03.163 (11)
10	52 K.ALZAYED	22.930	32 F.ALHARBI	19.886	46 F.ALDAHFEERI	20.061	10	21 O.ASWAT	1:02.847	1:02.959 (8)
11	46 F.ALDAHFEERI	22.966	34 A.ABOALNAJA	19.889	32 F.ALHARBI	20.136	11	1 M.BAYA	1:02.962	1:03.173 (12)
12	1 M.BAYA	23.036	21 O.ASWAT	19.895	21 O.ASWAT	20.147	12	22 Z.AL BANY	1:03.044	1:03.088 (10)
13	32 F.ALHARBI	23.158	1 M.BAYA	19.910	25 M.YAZBECK	20.202	13	32 F.ALHARBI	1:03.180	1:03.385 (13)
14	25 M.YAZBECK	23.199	31 M.ALSAQHAN	19.928	22 Z.AL BANY	20.255	14	25 M.YAZBECK	1:03.688	1:04.035 (15)
15	37 H.MOHAMMED	23.325	22 Z.AL BANY	19.979	31 M.ALSAQHAN	20.416	15	31 M.ALSAQHAN	1:03.758	1:04.189 (16)
16	34 A.ABOALNAJA	23.376	36 A.ABTINI	19.987	37 H.MOHAMMED	20.474	16	37 H.MOHAMMED	1:03.883	1:03.956 (14)
17	31 M.ALSAQHAN	23.414	37 H.MOHAMMED	20.084	26 N.KHOGALI	20.639	17	34 A.ABOALNAJA	1:04.012	1:04.742 (17)
18	26 N.KHOGALI	23.528	35 E.ELBACHA	20.256	36 A.ABTINI	20.646	18	36 A.ABTINI	1:04.457	1:05.055 (18)
19	35 E.ELBACHA	23.591	25 M.YAZBECK	20.287	35 E.ELBACHA	20.741	19	35 E.ELBACHA	1:04.588	1:05.467 (20)
20	36 A.ABTINI	23.824	26 N.KHOGALI	20.581	34 A.ABOALNAJA	20.747	20	26 N.KHOGALI	1:04.748	1:05.215 (19)



R390 ELITE
MENA Karting Nations Cup 2024
Practice 3

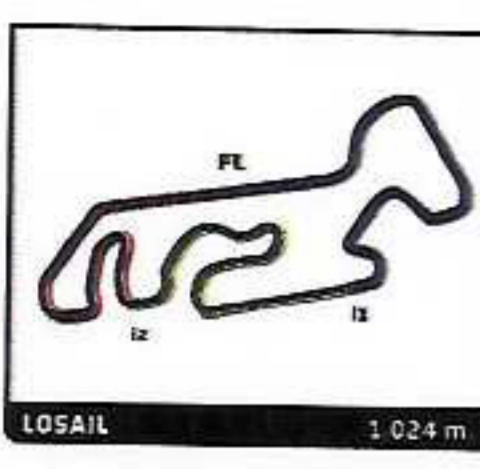
LOSAIL 1.024 m

Fastest Lap Sequence

Elapsed	No Driver	Team	Car	Class	Time	Kph	Lap
2:22.038	38 Humaid AL KETBI			SPRINT	1:05.057	56.7	2
2:25.904	33 Suliman ALROBAYA			SPRINT	1:03.704	57.9	2
2:43.682	46 Fahad ALDHAFERI			ENDURAN	1:03.234	58.3	2
3:00.707	21 Omar ASWAT			SPRINT	1:03.185	58.3	2
3:28.878	33 Suliman ALROBAYA			SPRINT	1:02.974	58.5	3
3:30.269	50 Ishak LALAHINE			ENDURAN	1:02.169	59.3	3
4:32.357	50 Ishak LALAHINE			ENDURAN	1:02.088	59.4	4
7:38.699	50 Ishak LALAHINE			ENDURAN	1:01.908	59.5	7



MENA KARTING CHAMPIONSHIP NATIONS CUP



R390 ELITE MENA Karting Nations Cup 2024 Practice 3

Sector Analysis

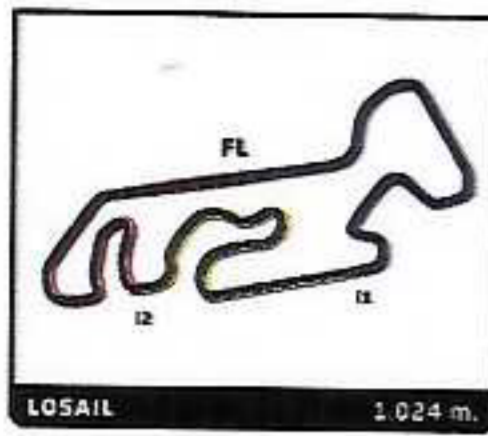
— Invalidated Lap ■ Personal Best ■ Session Best B Crossing the pit lane

Lap	Time	Sector 1	Sector 2	Sector 3	Kph	Elapsed	Lap	Time	Sector 1	Sector 2	Sector 3	Kph	Elapsed
1 Mohamed BAYA DZA							4	1:03.525	22.810	20.241	20.474	58.0	4:34.999
1	1:26.646	45.220	21.111	20.315	42.5	1:26.646	5	1:03.620	22.909	20.045	20.666	57.9	5:38.619
2	1:04.108	23.237	20.018	20.853	57.5	2:30.754	6	1:03.958	23.094	20.595	20.269	57.6	6:42.577
3	1:04.732	23.819	20.511	20.402	56.9	3:35.486	7	1:04.422	23.060	20.938	20.424	57.2	7:46.999
4	1:03.701	23.130	20.061	20.510	57.9	4:39.187	8	1:03.478	22.837	20.296	20.345	58.1	8:50.477
5	1:03.785	23.199	20.305	20.281	57.8	5:42.972	9	1:03.112	22.825	20.011	20.276	58.4	9:53.589
6	1:03.859	23.346	20.155	20.358	57.7	6:46.831	10	1:03.708	23.167	20.198	20.343	57.9	10:57.297
7	1:03.267	23.265	19.986	20.016	58.3	7:50.098	11	1:03.852	23.184	20.266	20.402	57.7	12:01.149
8	1:03.173	23.036	20.000	20.137	58.4	8:53.271	12	1:03.859	23.206	20.106	20.547	57.7	13:05.008
9	1:03.692	23.318	19.971	20.403	57.9	9:56.963	13	1:04.105	22.958	20.707	20.440	57.5	14:09.113
10	1:03.819	23.401	20.038	20.380	57.8	11:00.782	14	1:03.088	22.854	19.979	20.255	58.4	15:12.201
11	1:04.534	24.075	20.034	20.425	57.1	12:05.316							
12	1:04.696	23.156	20.836	20.704	57.0	13:10.012							
13	1:03.854	23.096	20.151	20.607	57.7	14:13.866							
14	1:03.661	23.315	19.910	20.436	57.9	15:17.527							
24 Tomas ESTEVEZ QAT							1	1:18.005	37.513	20.137	20.355	47.3	1:18.005
2	1:05.130	24.568	20.251	20.311	56.6	2:23.135	2	1:05.130	24.568	20.251	20.311	56.6	2:23.135
3	1:04.422	23.963	19.989	20.470	57.2	3:27.557	3	1:04.422	23.963	19.989	20.470	57.2	3:27.557
4	1:04.146	23.857	19.922	20.367	57.5	4:31.703	4	1:04.146	23.857	19.922	20.367	57.5	4:31.703
5	1:04.248	23.233	20.355	20.660	57.4	5:35.951	5	1:04.248	23.233	20.355	20.660	57.4	5:35.951
6	1:03.399	22.902	20.278	20.219	58.1	6:39.350	6	1:03.399	22.902	20.278	20.219	58.1	6:39.350
7	1:03.220	23.177	19.869	20.174	58.3	7:42.570	7	1:03.220	23.177	19.869	20.174	58.3	7:42.570
8	1:03.522	23.399	19.748	20.375	58.0	8:46.092	8	1:03.522	23.399	19.748	20.375	58.0	8:46.092
9	1:03.461	23.090	20.149	20.222	58.1	9:49.553	9	1:03.461	23.090	20.149	20.222	58.1	9:49.553
10	1:03.942	23.091	20.338	20.513	57.7	10:53.495	10	1:03.942	23.091	20.338	20.513	57.7	10:53.495
11	1:03.823	23.220	20.083	20.520	57.8	11:57.318	11	1:03.823	23.220	20.083	20.520	57.8	11:57.318
12	1:03.537	23.706	19.774	20.057	58.0	13:00.855	12	1:03.537	23.706	19.774	20.057	58.0	13:00.855
13	1:03.163	22.932	20.000	20.231	58.4	14:04.018	13	1:03.163	22.932	20.000	20.231	58.4	14:04.018
14	1:04.031	23.254	20.532	20.245	57.6	15:08.049	14	1:04.031	23.254	20.532	20.245	57.6	15:08.049
25 Maria YAZBECK QAT							1	1:27.851	39.405	27.232	21.214	42.0	1:27.851
2	1:05.343	23.748	20.529	21.066	56.4	2:33.194	2	1:05.343	23.748	20.529	21.066	56.4	2:33.194
3	1:06.334	24.524	21.052	20.758	55.6	3:39.528	3	1:06.334	24.524	21.052	20.758	55.6	3:39.528
4	1:30.033	48.618	20.657	20.758	40.9	5:09.561	4	1:30.033	48.618	20.657	20.758	40.9	5:09.561
5	1:04.350	23.199	20.503	20.648	57.3	6:13.911	5	1:04.350	23.199	20.503	20.648	57.3	6:13.911
6	1:04.715	23.958	20.509	20.248	57.0	7:18.626	6	1:04.715	23.958	20.509	20.248	57.0	7:18.626
7	1:04.959	23.556	20.894	20.509	56.7	8:23.585	7	1:04.959	23.556	20.894	20.509	56.7	8:23.585
8	1:04.837	24.172	20.463	20.202	56.9	9:28.422	8	1:04.837	24.172	20.463	20.202	56.9	9:28.422
9	1:04.371	23.381	20.530	20.460	57.3	10:32.793	9	1:04.371	23.381	20.530	20.460	57.3	10:32.793
10	1:05.178	24.464	20.413	20.301	56.6	11:37.971	10	1:05.178	24.464	20.413	20.301	56.6	11:37.971
11	1:04.713	23.361	20.885	20.467	57.0	12:42.684	11	1:04.713	23.361	20.885	20.467	57.0	12:42.684
12	1:04.035	23.445	20.287	20.303	57.6	13:46.719	12	1:04.035	23.445	20.287	20.303	57.6	13:46.719
13	1:18.866	23.509	34.806	20.551	46.7	15:05.585	13	1:18.866	23.509	34.806	20.551	46.7	15:05.585
26 Nuha KHOGALI QAT							1	11:40.972	...	21.226	21.261	5.3	11:40.972
2	1:05.403	23.750	20.734	20.919	56.4	12:46.375	2	1:05.403	23.750	20.734	20.919	56.4	12:46.375
3	1:06.471	23.931	21.901	20.639	55.5	13:52.846	3	1:06.471	23.931	21.901	20.639	55.5	13:52.846
4	1:05.215	23.528	20.581	21.106	56.5	14:58.061	4	1:05.215	23.528	20.581	21.106	56.5	14:58.061
5	1:06.753	23.765	20.973	22.015	55.2	16:04.814	5	1:06.753	23.765	20.973	22.015	55.2	16:04.814
31 Muteb ALSAQHAN SAU							1	1:22.101	40.306	21.273	20.522	44.9	1:22.101
2	1:04.536	23.576	20.571	20.389	57.1	2:27.466	2	1:04.536	23.576	20.571	20.389	57.1	2:27.466
3	1:04.008	23.122	20.475	20.411	57.6	3:31.474	3	1:04.008	23.122	20.475	20.411	57.6	3:31.474
4	1:17.933	23.884	20.817	1:33.232	26.7	3:40.034	4	1:17.933	23.884	20.817	1:33.232	26.7	3:40.034





MENA KARTING CHAMPIONSHIP NATIONS CUP



R390 ELITE MENA Karting Nations Cup 2024 Practice 3

Sector Analysis

— Invalidated Lap ■ Personal Best ■ Session Best B Crossing the pit lane

Lap	Time	Sector 1	Sector 2	Sector 3	Kph	Elapsed	Lap	Time	Sector 1	Sector 2	Sector 3	Kph	Elapsed
3	1:08.333	26.748	20.686	20.899	53.9	4:48.367	10	1:04.949	24.003	20.199	20.747	56.8	11:36.812
4	1:05.046	24.039	20.340	20.667	56.7	5:53.413	11	1:05.042	23.734	20.062	21.246	56.7	12:41.854
5	1:04.459	23.936	20.096	20.427	57.2	6:57.872	12	1:05.807	23.743	21.261	20.803	56.0	13:47.661
6	1:04.189	23.414	20.326	20.449	57.4	8:02.061	13	1:04.742	23.376	20.161	21.205	56.9	14:52.403
7	1:04.629	23.497	20.110	21.022	57.0	9:06.690	14	1:05.101	23.616	20.666	20.819	56.6	15:57.504
8	1:04.311	23.770	20.125	20.416	57.3	10:11.001							
9	1:04.446	23.736	20.141	20.569	57.2	11:15.447							
10	1:05.305	24.000	20.622	20.683	56.4	12:20.752							
11	1:04.436	24.009	19.928	20.499	57.2	13:25.188							
12	1:04.408	23.653	19.967	20.788	57.2	14:29.596							
13	1:04.402	23.601	20.264	20.537	57.2	15:33.998							

32 Faisal ALHARBI SAU

1	1:24.917	43.612	21.169	20.136	43.4	1:24.917
2	1:09.693	23.312	20.638	25.743	52.9	2:34.610
3	1:03.834	23.420	20.276	20.138	57.7	3:38.444
4	1:05.709	23.525	21.798	20.386	56.1	4:44.153
5	1:03.924	23.440	20.115	20.369	57.7	5:48.077
6	1:03.725	23.429	20.127	20.169	57.8	6:51.802
7	1:03.819	23.158	20.076	20.585	57.8	7:55.621
8	1:03.569	23.220	20.012	20.337	58.0	8:59.190
9	1:03.893	23.309	20.175	20.409	57.7	10:03.083
10	1:03.385	23.165	19.951	20.269	58.2	11:06.468
11	1:03.700	23.536	19.937	20.227	57.9	12:10.168
12	1:03.653	23.316	20.029	20.308	57.9	13:13.821
13	1:03.457	23.340	19.886	20.231	58.1	14:17.278
14	1:03.538	23.178	20.083	20.277	58.0	15:20.816

33 Suliman ALROBAYA SAU

1	1:22.200	41.157	20.623	20.420	44.8	1:22.200
2	1:03.704	23.463	20.007	20.234	57.9	2:25.904
3	1:02.974	23.184	19.639	20.151	58.5	3:28.878
4	1:03.356	23.142	19.854	20.360	58.2	4:32.234
5	1:03.379	23.481	19.770	20.128	58.2	5:35.613
6	1:02.873	23.056	19.721	20.096	58.6	6:38.486
7	1:02.677	22.980	19.658	20.039	58.8	7:41.163
8	1:03.184	22.914	20.201	20.069	58.3	8:44.347
9	1:03.089	22.872	19.918	20.299	58.4	9:47.436
10	1:09.860	23.858	19.690	26.312	52.8	10:57.296
11	1:08.209	27.754	20.116	20.339	54.0	12:05.505
12	1:04.727	23.147	20.258	21.322	57.0	13:10.232
13	1:05.224	24.654	20.160	20.410	56.5	14:15.456
14	1:03.200	22.995	20.017	20.188	58.3	15:18.656

34 Abdulaziz ABOALNAJA SAU

1	1:16.727	35.493	20.422	20.812	48.0	1:16.727
2	1:06.755	25.499	20.373	20.883	55.2	2:23.482
3	1:31.499	23.717	21.672	46.110	40.3	3:54.981
4	1:05.380	23.705	20.688	20.987	56.4	5:00.361
5	1:05.377	23.389	20.515	21.473	56.4	6:05.738
6	1:09.093	28.063	19.902	21.128	53.4	7:14.831
7	1:05.174	24.056	19.889	21.229	56.6	8:20.005
8	1:05.276	23.946	20.183	21.147	56.5	9:25.281
9	1:06.582	25.099	20.600	20.883	55.4	10:31.863

35 Ebrahim ELBACHA SYR

1	1:22.124	38.190	21.580	22.354	44.9	1:22.124
2	1:09.193	25.661	22.538	20.994	53.3	2:31.317
3	1:10.776	27.991	21.871	20.914	52.1	3:42.093
4	1:06.775	24.047	21.575	21.153	55.2	4:48.868
5	1:06.260	24.517	20.575	21.168	55.6	5:55.128
6	1:06.264	23.838	21.396	21.030	55.6	7:01.392
7	1:13.547	32.149	20.657	20.741	50.1	8:14.939
8	1:07.614	25.787	20.649	21.178	54.5	9:22.553
9	1:05.672	23.825	20.876	20.971	56.1	10:28.225
10	1:05.688	23.591	20.460	21.637	56.1	11:33.913
11	1:05.467	23.596	20.256	21.615	56.3	12:39.380
12	1:06.890	23.977	21.390	21.523	55.1	13:46.270

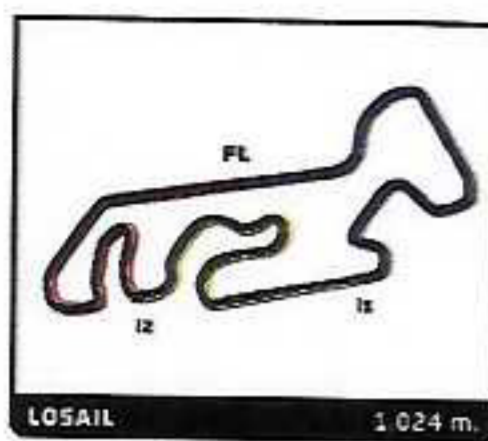
36 Ainas ABTINI SYR

1	1:23.226	40.038	22.096	21.092	44.3	1:23.226
2	1:06.602	24.728	21.074	20.800	55.3	2:29.828
3	1:07.145	24.561	20.974	21.610	54.9	3:36.973
4	1:11.281	23.824	26.078	21.379	51.7	4:48.254
5	1:05.656	24.075	20.640	20.941	56.1	5:53.910
6	1:06.295	24.138	20.325	21.832	55.6	7:00.205
7	1:06.329	24.535	20.513	21.281	55.6	8:06.534
8	1:05.055	24.294	20.091	20.670	56.7	9:11.589
9	1:05.205	24.078	20.066	21.061	56.5	10:16.794
10	1:05.154	24.359	19.987	20.808	56.6	11:21.948
11	1:05.472	24.135	20.575	20.762	56.3	12:27.420
12	1:05.222	24.345	20.231	20.646	56.5	13:32.642
13	1:05.545	24.420	20.352	20.773	56.2	14:38.187
14	1:05.364	24.341	20.119	20.904	56.4	15:43.551

37 Hussain MOHAMMED ARE

1	1:16.877	35.907	20.326	20.644	48.0	1:16.877
2	1:05.513	23.994	20.396	21.123	56.3	2:22.390
3	1:04.703	23.754	20.360	20.589	57.0	3:27.093
4	1:05.044	24.162	20.325	20.557	56.7	4:32.137
5	1:05.325	24.439	20.084	20.802	56.4	5:37.462
6	1:05.714	24.008	21.183	20.523	56.1	6:43.176
7	1:05.750	24.425	20.761	20.564	56.1	7:48.926
8	1:04.964	23.455	20.333	21.176	56.7	8:53.890
9	1:04.249	23.497	20.252	20.500	57.4	9:58.139
10	1:04.566	23.540	20.408	20.618	57.1	11:02.705
11	1:04.222	23.457	20.280	20.485	57.4	12:06.927
12	1:04.145	23.382	20.238	20.525	57.5	13:11.072
13	1:04.896	23.636	20.717	20.543	56.8	14:15.968
14	1:03.956	23.325	20.157	20.474	57.6	15:19.924

38 Humaid AL KETBI ARE



R390 ELITE

MENA Karting Nations Cup 2024

Practice 3

Sector Analysis

— Invalidated Lap ■ Personal Best ■ Session Best B Crossing the pit lane

Lap	Time	Sector 1	Sector 2	Sector 3	Kph	Elapsed	Lap	Time	Sector 1	Sector 2	Sector 3	Kph	Elapsed
1	1:16.981	36.348	20.131	20.502	47.9	1:16.981	6	1:02.124	22.846	19.532	19.746	59.3	6:36.791
2	1:05.057	24.473	20.153	20.431	56.7	2:22.038	7	1:01.908	22.776	19.466	19.666	59.5	7:38.699
3	1:03.603	23.429	20.018	20.156	58.0	3:25.641	8	1:02.433	22.756	19.744	19.933	59.0	8:41.132
4	1:03.596	23.224	19.791	20.581	58.0	4:29.237	9	1:02.433	22.822	19.675	19.936	59.0	9:43.565
5	1:03.248	23.185	19.889	20.174	58.3	5:32.485	10	1:02.299	22.720	19.587	19.992	59.2	10:45.864
6	1:03.455	23.438	19.833	20.184	58.1	6:35.940	11	1:02.437	22.874	19.678	19.885	59.0	11:48.301
7	1:02.662	22.982	19.740	19.940	58.8	7:38.602	12	1:02.374	22.809	19.756	19.809	59.1	12:50.675
8	1:03.089	23.233	19.908	19.948	58.4	8:41.691	13	1:02.452	22.850	19.758	19.844	59.0	13:53.127
9	1:02.695	22.928	19.776	19.991	58.8	9:44.386	14	1:02.360	22.714	19.810	19.836	59.1	14:55.487
10	1:02.653	22.957	19.698	19.998	58.8	10:47.039	15	1:02.363	22.782	19.737	19.844	59.1	15:57.850
11	1:02.340	22.854	19.630	19.856	59.1	11:49.379							
12	1:02.703	22.838	19.827	20.038	58.8	12:52.082							
13	1:05.756	23.655	22.058	20.043	56.1	13:57.838							
14	1:02.702	23.040	19.637	20.025	58.8	15:00.540							

41 Ahmad MOHAMMED

1	1:17.264	36.712	19.998	20.554	47.7	1:17.264
2	1:05.224	24.574	20.366	20.284	56.5	2:22.488
3	1:04.561	24.008	20.276	20.277	57.1	3:27.049
4	1:02.865	23.236	19.647	19.982	58.6	4:29.914
5	1:02.674	22.928	19.737	20.009	58.8	5:32.588
6	1:02.932	22.882	19.871	20.179	58.6	6:35.520
7	1:02.880	23.080	19.833	19.967	58.6	7:38.400
8	1:03.466	22.804	20.818	19.844	58.1	8:41.866
9	1:02.717	23.019	19.737	19.961	58.8	9:44.583
10	1:02.713	23.088	19.623	20.002	58.8	10:47.296
11	1:02.515	22.840	19.575	20.100	59.0	11:49.811
12	1:02.554	22.726	19.803	20.025	58.9	12:52.365
13	1:04.226	23.611	20.437	20.178	57.4	13:56.591
14	1:03.028	22.868	19.871	20.289	58.5	14:59.619
15	1:04.769	22.951	20.631	21.187	56.9	16:04.388

46 Fahad ALDHAFERI

1	1:40.448	1:00.156	19.778	20.514	36.7	1:40.448
2	1:03.234	23.247	19.915	20.072	58.3	2:43.682
3	1:03.000	23.040	19.771	20.189	58.5	3:46.682
4	1:03.142	23.103	19.595	20.444	58.4	4:49.824
5	1:03.654	23.071	20.258	20.325	57.9	5:53.478
6	1:03.679	23.346	19.830	20.503	57.9	6:57.157
7	1:03.513	23.173	20.061	20.279	58.0	8:00.670
8	1:03.130	23.180	19.801	20.149	58.4	9:03.800
9	1:03.450	23.014	19.884	20.552	58.1	10:07.250
10	1:02.801	23.021	19.719	20.061	58.7	11:10.051
11	1:10.594	29.304	19.988	21.302	52.2	12:20.645
12	1:03.776	23.438	19.922	20.416	57.8	13:24.421
13	1:03.495	23.164	19.783	20.548	58.1	14:27.916
14	1:03.117	22.966	19.995	20.156	58.4	15:31.033

50 Ishak LALAHINE


1	1:24.253	43.837	20.514	19.902	43.8	1:24.253
2	1:03.847	23.714	20.206	19.927	57.7	2:28.100
3	1:02.169	22.676	19.763	19.730	59.3	3:30.269
4	1:02.088	22.689	19.573	19.826	59.4	4:32.357
5	1:02.310	22.926	19.603	19.781	59.2	5:34.667

52 Khalid ALZAYED


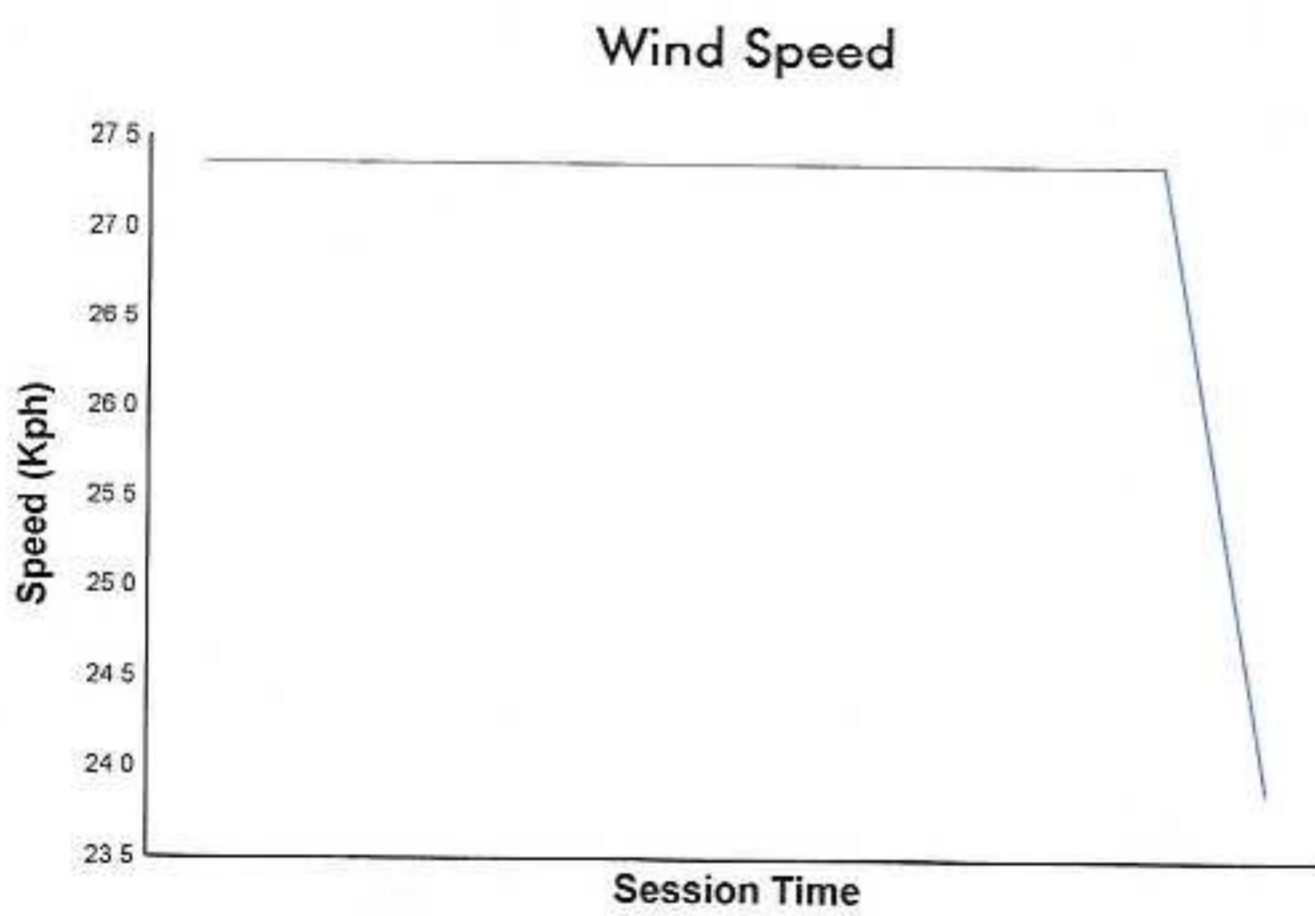
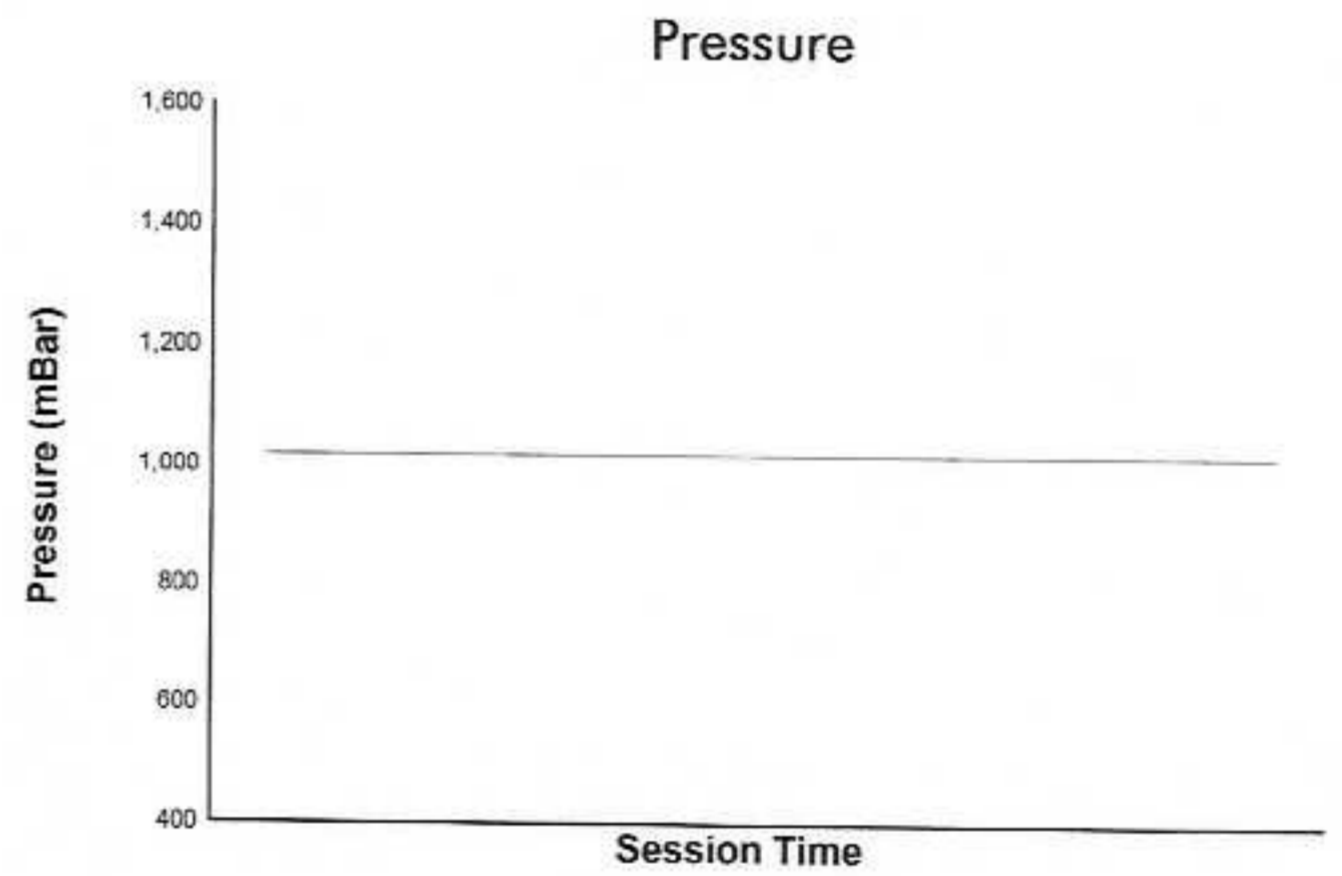
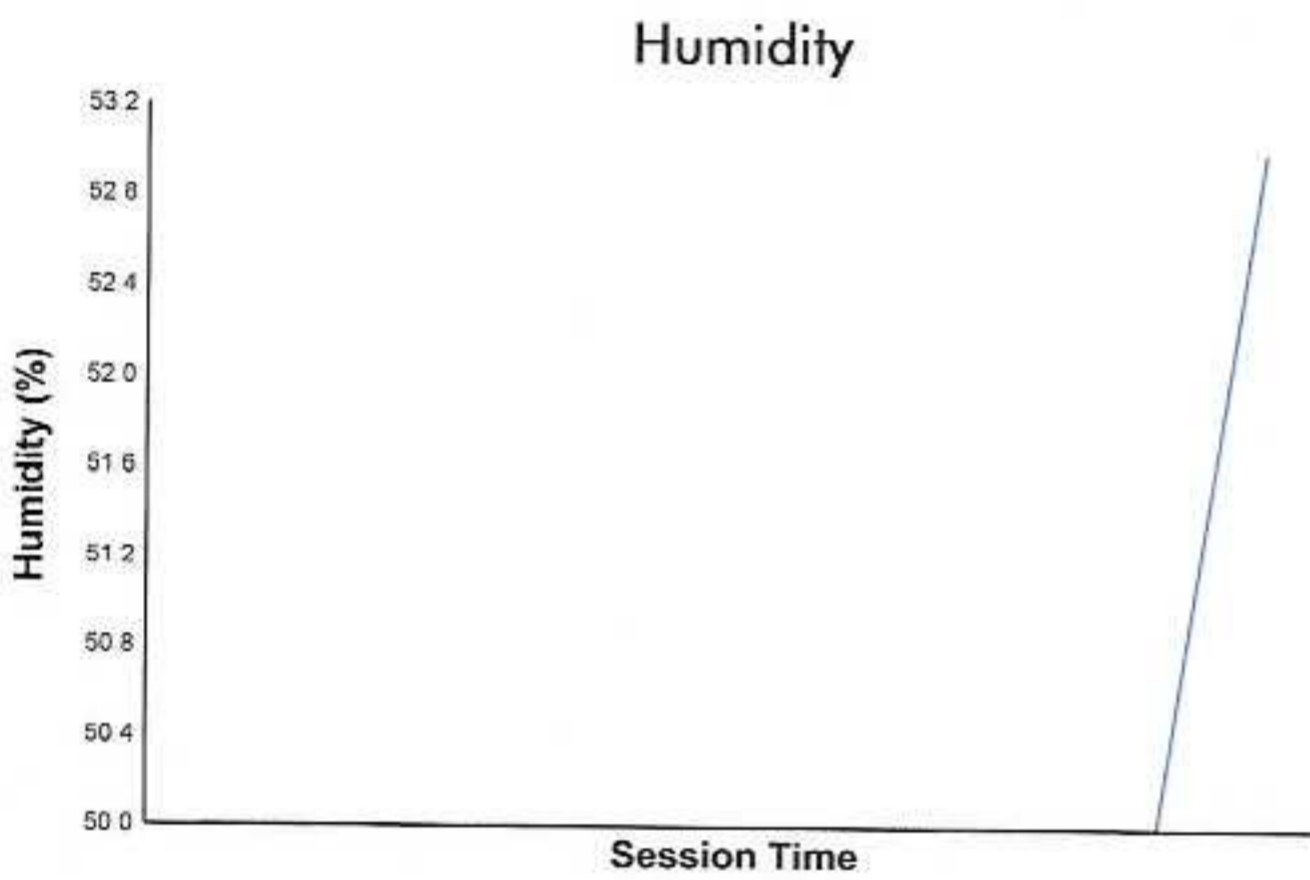
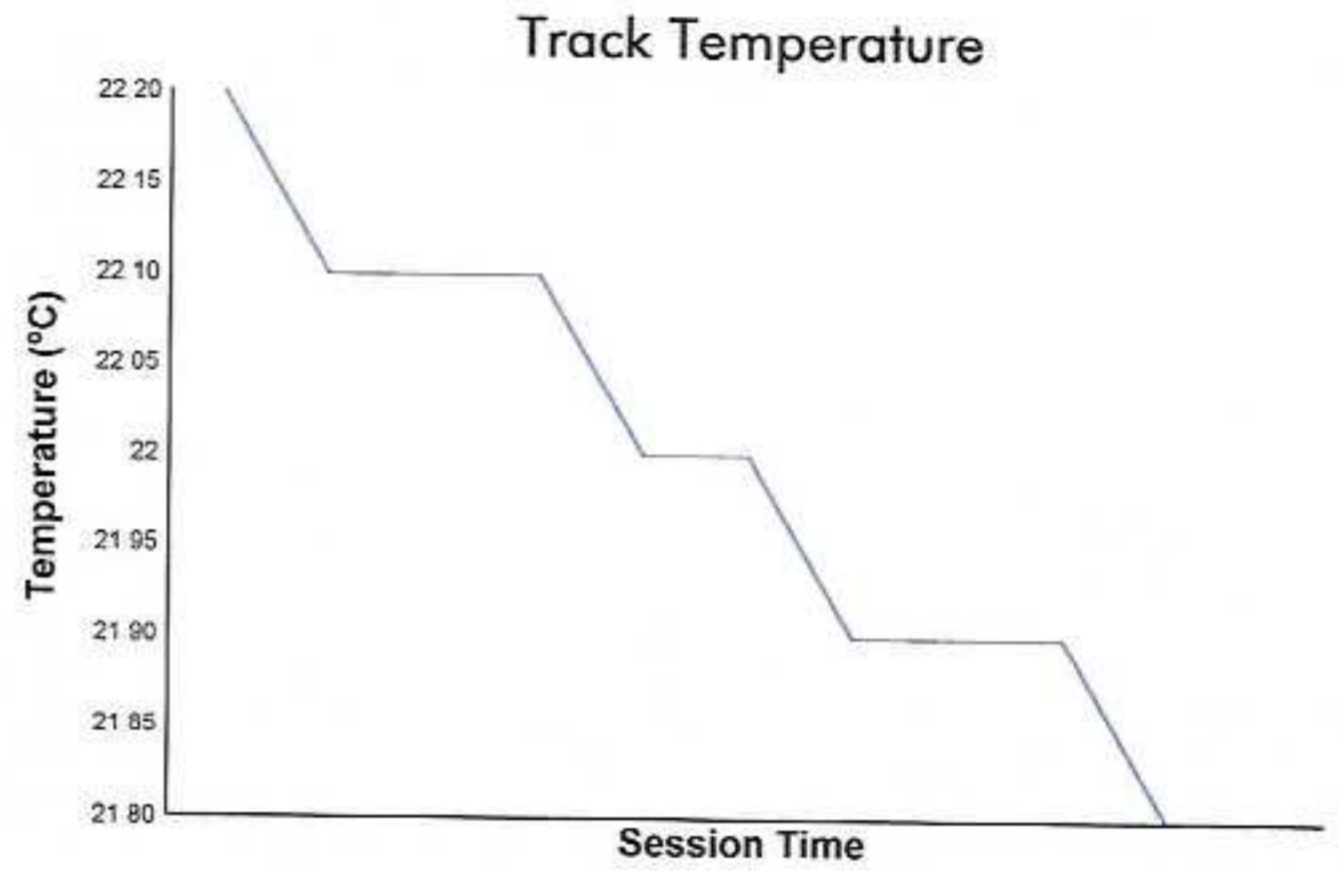
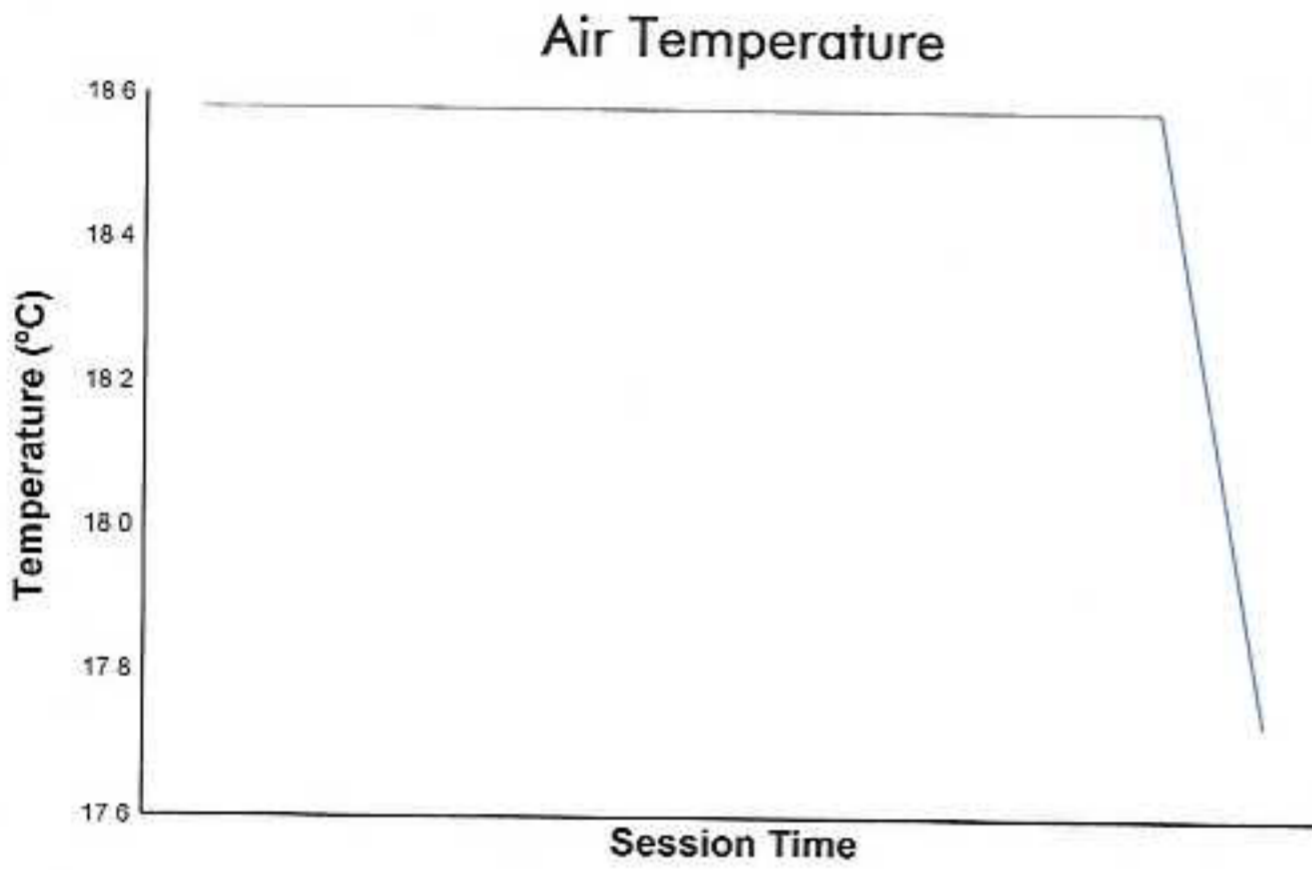
1	3:23.123	2:42.038	20.090	20.995	18.1	3:23.123
2	1:03.400	23.449	19.770	20.181	58.1	4:26.523
3	1:03.733	23.461	19.951	20.321	57.8	5:30.256
4	1:06.050	23.596	22.263	20.191	55.8	6:36.306
5	1:03.700	23.601	19.878	20.221	57.9	7:40.006
6	1:03.019	22.930	20.056	20.033	58.5	8:43.025
7	1:03.101	23.194	19.743	20.164	58.4	9:46.126
8	1:03.236	23.076	19.723	20.437	58.3	10:49.362
9	1:03.652	23.044	20.439	20.169	57.9	11:53.014
10	1:03.010	22.991	19.890	20.129	58.5	12:56.024
11	1:03.125	22.994	19.895	20.236	58.4	13:59.149
12	1:03.112	22.998	19.703	20.411	58.4	15:02.261

54 Mohamed Malik AZIEZ

1	1:25.899	45.731	20.209	19.959	42.9	1:25.899
2	1:04.296	22.823	20.788	20.685	57.3	2:30.195
3	1:03.421	22.883	20.559	19.979	58.1	3:33.616
4	1:02.225	22.646	19.677	19.902	59.2	4:35.841
5	1:02.220	22.572	19.537	20.111	59.2	5:38.061
6	1:02.304	22.736	19.629	19.939	59.2	6:40.365
7	1:02.335	22.722	19.757	19.856	59.1	7:42.700
8	1:02.480	22.779	19.675	20.026	59.0	8:45.180
9	1:02.336	22.700	19.633	20.003	59.1	9:47.516
10	1:02.778	23.173	19.570	20.035	58.7	10:50.294
11	1:02.302	22.606	19.692	20.004	59.2	11:52.596
12	1:02.365	22.629	19.701	20.035	59.1	12:54.961
13	1:02.474	22.721	19.797	19.956	59.0	13:57.435
14	1:02.403	22.576	19.735	20.092	59.1	14:59.838
15	1:03.477	23.123	19.986	20.368	58.1	16:03.315



MENA Karting Nations Cup 2024
R390 ELITE
Practice 3
Weather Report



Track Status: **DRY**

