

R390 ELITE

MENA Karting Nations Cup 2024

Practice 1

Classification

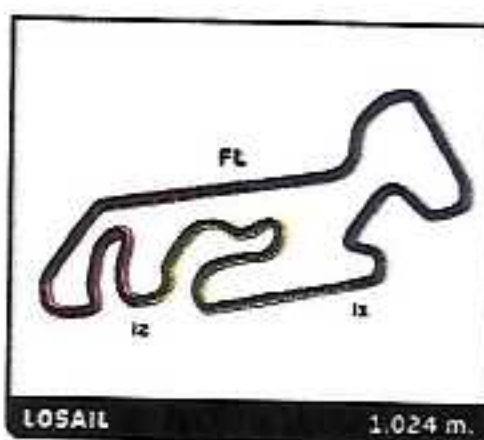
No	Driver	Nat	Team	Car	Cl.	Time	Lap	Total	Gap	Kph
1	50		Ishak LALAHINE		ENDURAN	1:02.720	7	14	-	58.8
2	54		Mohamed Malik AZIEZ		ENDURAN	1:02.784	14	14	+0.064	58.7
3	9	LBN	Mazen AL AWAR		SPRINT	1:02.805	13	14	+0.085	58.7
4	8	LBN	Jad ALAWAR		SPRINT	1:02.883	7	14	+0.163	58.6
5	57		Samy BAYANI		ENDURAN	1:03.112	8	14	+0.392	58.4
6	3	DZA	Amine LAIBI		SPRINT	1:03.194	14	14	+0.474	58.3
7	4	BHR	Rashid AL MAMARI		SPRINT	1:03.387	4	13	+0.667	58.2
8	51		Karim RIZKALLAH		ENDURAN	1:03.543	9	14	+0.823	58.0
9	43		Bassam NAKKASH		ENDURAN	1:03.590	12	14	+0.870	58.0
10	2	DZA	Sarah Mouaki BENANI		SPRINT	1:03.859	14	14	+1.139	57.7
11	1	DZA	Mohamed BAYA		SPRINT	1:04.107	6	13	+1.387	57.5
12	32	SAU	Faisal ALHARBI		SPRINT	1:04.271	4	14	+1.551	57.4
13	10	LBN	Lucas GEMAYEL		SPRINT	1:04.447	9	14	+1.727	57.2
14	6	LBN	Dany SOLH		SPRINT	1:04.857	10	14	+2.137	56.8
15	5	LBN	Romy SROUR		SPRINT	1:04.896	9	14	+2.176	56.8
16	13	MRT	Mohamed MAHMOUD BEHNA		SPRINT	1:05.857	11	14	+3.137	56.0
17	34	SAU	Abdulaziz ABOALNAJA		SPRINT	1:05.919	4	10	+3.199	55.9
18	7	LBN	Kyle EL HACHEM		SPRINT	1:06.244	12	14	+3.524	55.6
19	53		Mohamed HELAL		ENDURAN	1:06.398	10	13	+3.678	55.5
20	14	MRT	Cheikh AHMED SELMANE		SPRINT					

Fastest Lap: Lap 7 | Ishak LALAHINE | 1:02.720 | 58.8 Kph

Published at:

Track Status: **DRY**

Race Director Mark Horsley 	Timekeeper: Isaac Mulungui 
---	---



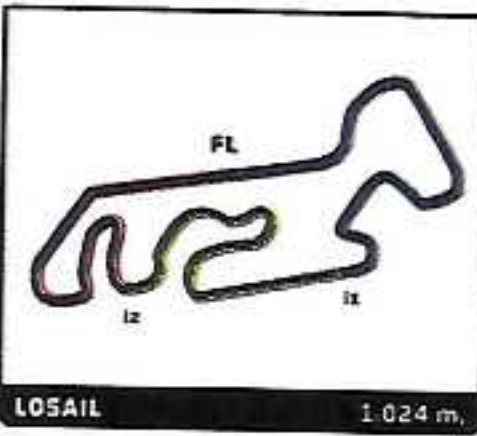
R390 ELITE

MENA Karting Nations Cup 2024

Practice 1

Best Sector Times

Pos	Sector 1		Sector 2		Sector 3		Pos	No Driver	Ideal Lap	Best Lap
	No Driver	Time	No Driver	Time	No Driver	Time				
1	9 M.AL AWAR	22.721	8 J.ALAWAR	19.719	9 M.AL AWAR	19.971	1	9 M.AL AWAR	1:02.631	1:02.805 (3)
2	50 I.LALAHINE	22.765	50 I.LALAHINE	19.752	54 M.AZIEZ	20.058	2	50 I.LALAHINE	1:02.637	1:02.720 (1)
3	54 M.AZIEZ	22.827	54 M.AZIEZ	19.764	3 A.LAIBI	20.092	3	54 M.AZIEZ	1:02.649	1:02.784 (2)
4	8 J.ALAWAR	22.904	4 R.AL MAMARI	19.820	50 I.LALAHINE	20.120	4	8 J.ALAWAR	1:02.789	1:02.883 (4)
5	57 S.BAYANI	22.909	57 S.BAYANI	19.883	57 S.BAYANI	20.132	5	57 S.BAYANI	1:02.924	1:03.112 (5)
6	3 A.LAIBI	23.002	3 A.LAIBI	19.892	8 J.ALAWAR	20.166	6	3 A.LAIBI	1:02.986	1:03.194 (6)
7	51 K.RIZKALLAH	23.070	9 M.AL AWAR	19.939	43 B.NAKKASH	20.181	7	4 R.AL MAMARI	1:03.241	1:03.387 (7)
8	43 B.NAKKASH	23.150	51 K.RIZKALLAH	19.952	4 R.AL MAMARI	20.226	8	43 B.NAKKASH	1:03.368	1:03.590 (9)
9	4 R.AL MAMARI	23.195	32 F.ALHARBI	19.952	2 S.BENANI	20.229	9	51 K.RIZKALLAH	1:03.422	1:03.543 (8)
10	1 M.BAYA	23.197	1 M.BAYA	19.981	32 F.ALHARBI	20.316	10	1 M.BAYA	1:03.646	1:04.107 (11)
11	2 S.BENANI	23.391	2 S.BENANI	20.028	10 L.GEMAYEL	20.326	11	2 S.BENANI	1:03.648	1:03.859 (10)
12	10 L.GEMAYEL	23.393	43 B.NAKKASH	20.037	51 K.RIZKALLAH	20.400	12	32 F.ALHARBI	1:03.807	1:04.271 (12)
13	6 D.SOLH	23.486	34 A.ABOALNAJA	20.161	1 M.BAYA	20.468	13	10 L.GEMAYEL	1:04.108	1:04.447 (13)
14	32 F.ALHARBI	23.539	13 M.MAHMOUD BEHNASS	20.337	5 R.SROUR	20.582	14	6 D.SOLH	1:04.666	1:04.857 (14)
15	5 R.SROUR	23.739	10 L.GEMAYEL	20.389	7 K.EL HACHEM	20.647	15	5 R.SROUR	1:04.872	1:04.896 (15)
16	7 K.EL HACHEM	23.961	6 D.SOLH	20.461	6 D.SOLH	20.719	16	34 A.ABOALNAJA	1:05.228	1:05.919 (17)
17	34 A.ABOALNAJA	24.005	5 R.SROUR	20.551	13 M.MAHMOUD BEHNASS	21.012	17	13 M.MAHMOUD BEHNASS	1:05.377	1:05.857 (16)
18	13 M.MAHMOUD BEHNASS	24.028	53 M.HEHAL	20.652	34 A.ABOALNAJA	21.062	18	7 K.EL HACHEM	1:05.693	1:06.244 (18)
19	53 M.HEHAL	24.365	7 K.EL HACHEM	21.085	53 M.HEHAL	21.338	19	53 M.HEHAL	1:06.355	1:06.398 (19)



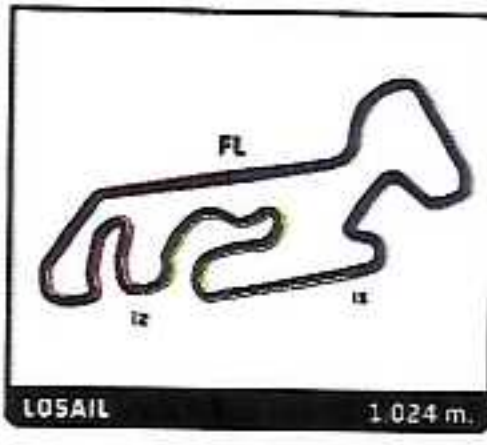
R390 ELITE
MENA Karting Nations Cup 2024
Practice 1

Fastest Lap Sequence

Elapsed	No Driver	Team	Car	Class	Time	Kph	Lap
2:22.575	51 Karim RIZKALLAH			ENDURAN	1:05.065	56.7	2
2:26.335	4 Rashid AL MAMARI			SPRINT	1:04.204	57.4	2
2:27.634	9 Mazen AL AWAR			SPRINT	1:04.076	57.5	2
2:28.144	54 Mohamed Malik AZIEZ			ENDURAN	1:03.858	57.7	2
3:30.657	9 Mazen AL AWAR			SPRINT	1:03.023	58.5	3
4:34.238	54 Mohamed Malik AZIEZ			ENDURAN	1:02.964	58.5	4
7:46.188	50 Ishak LALAHINE			ENDURAN	1:02.720	58.8	7



MENA KARTING CHAMPIONSHIP NATIONS CUP



R390 ELITE MENA Karting Nations Cup 2024 Practice 1

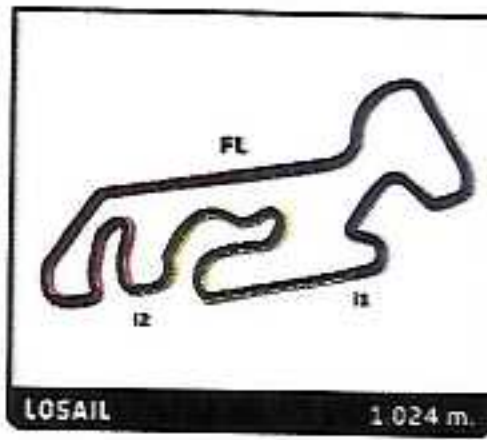
Sector Analysis

— Invalidated Lap ■ Personal Best ■ Session Best B Crossing the pit lane

Lap	Time	Sector 1	Sector 2	Sector 3	Kph	Elapsed	Lap	Time	Sector 1	Sector 2	Sector 3	Kph	Elapsed
1 Mohamed BAYA DZA							5	1:04.362	23.340	20.076	20.946	57.3	5:39.699
1	2:16.365	1:34.170	21.110	21.085	27.0	2:16.365	6	1:04.175	24.073	19.820	20.282	57.4	6:43.874
2	1:04.802	23.341	20.581	20.880	56.9	3:21.167	7	1:03.704	23.408	19.945	20.351	57.9	7:47.578
3	1:04.486	23.457	20.470	20.559	57.2	4:25.653	8	1:03.708	23.195	20.224	20.289	57.9	8:51.286
4	1:04.237	23.223	19.981	21.033	57.4	5:29.890	9	1:03.789	23.322	20.075	20.392	57.8	9:55.075
5	1:05.127	23.415	20.635	21.077	56.6	6:35.017	10	1:04.275	23.824	20.113	20.338	57.4	10:59.350
6	1:04.107	23.206	20.433	20.468	57.5	7:39.124	11	1:03.912	23.271	20.376	20.265	57.7	12:03.262
7	1:04.327	23.276	20.357	20.694	57.3	8:43.451	12	1:03.647	23.204	20.023	20.420	57.9	13:06.909
8	1:07.324	23.397	20.072	23.855	54.8	9:50.775	13	1:05.423	23.300	21.897	20.226	56.3	14:12.332
9	1:10.519	28.772	20.664	21.083	52.3	11:01.294							
10	1:04.524	23.834	20.144	20.546	57.1	12:05.818							
11	1:04.670	23.434	20.447	20.789	57.0	13:10.488							
12	1:04.510	23.197	20.449	20.864	57.1	14:14.998							
13	1:04.464	23.212	20.332	20.920	57.2	15:19.462							
2 Sarah Mouaki BENANI DZA													
1	1:24.950	43.526	20.778	20.646	43.4	1:24.950							
2	1:06.062	24.538	20.738	20.786	55.8	2:31.012							
3	1:05.534	23.756	20.860	20.918	56.3	3:36.546							
4	1:05.417	24.652	20.223	20.542	56.4	4:41.963							
5	1:04.287	23.402	20.303	20.582	57.3	5:46.250							
6	1:04.434	23.588	20.145	20.701	57.2	6:50.684							
7	1:08.393	23.618	24.523	20.252	53.9	7:59.077							
8	1:04.375	23.648	20.259	20.468	57.3	9:03.452							
9	1:04.323	23.876	20.028	20.419	57.3	10:07.775							
10	1:04.350	23.817	20.207	20.326	57.3	11:12.125							
11	1:04.684	23.685	20.434	20.565	57.0	12:16.809							
12	1:04.207	23.391	20.123	20.693	57.4	13:21.016							
13	1:04.371	23.741	20.181	20.449	57.3	14:25.387							
14	1:03.859	23.507	20.123	20.229	57.7	15:29.246							
3 Amine LAIBI DZA													
1	1:25.377	44.160	20.836	20.381	43.2	1:25.377							
2	1:05.476	24.309	20.575	20.592	56.3	2:30.853							
3	1:03.767	23.423	20.252	20.092	57.8	3:34.620							
4	1:03.899	23.658	19.921	20.320	57.7	4:38.519							
5	1:03.823	23.268	20.193	20.362	57.8	5:42.342							
6	1:03.972	23.185	19.982	20.805	57.6	6:46.314							
7	1:04.424	23.434	20.666	20.324	57.2	7:50.738							
8	1:03.857	23.727	19.938	20.192	57.7	8:54.595							
9	1:03.197	23.048	19.907	20.242	58.3	9:57.792							
10	1:03.502	23.072	20.064	20.366	58.1	11:01.294							
11	1:03.440	23.114	20.052	20.274	58.1	12:04.734							
12	1:03.590	23.287	19.906	20.397	58.0	13:08.324							
13	1:03.229	23.002	20.042	20.185	58.3	14:11.553							
14	1:03.194	23.190	19.892	20.112	58.3	15:14.747							
4 Rashid AL MAMARI BHR													
1	1:22.131	40.775	20.045	21.311	44.9	1:22.131							
2	1:04.204	23.650	20.118	20.436	57.4	2:26.335							
3	1:05.615	23.532	20.857	21.226	56.2	3:31.950							
4	1:03.387	23.217	19.843	20.327	58.2	4:35.337							
5 Romy SROUR LBN													
1	1:22.624	38.527	21.506	22.591	44.6	1:22.624							
2	1:07.144	25.087	20.905	21.152	54.9	2:29.768							
3	1:09.939	24.531	22.034	23.374	52.7	3:39.707							
4	1:06.538	24.561	20.978	20.999	55.4	4:46.245							
5	1:06.186	24.480	20.691	21.015	55.7	5:52.431							
6	1:06.347	24.075	20.729	21.543	55.6	6:58.778							
7	1:05.702	24.114	20.973	20.615	56.1	8:04.480							
8	1:06.102	24.574	20.582	20.946	55.8	9:10.582							
9	1:04.896	23.739	20.575	20.582	56.8	10:15.478							
10	1:05.653	23.935	20.623	21.095	56.1	11:21.131							
11	1:05.512	23.912	20.551	21.049	56.3	12:26.643							
12	1:06.252	24.012	20.890	21.350	55.6	13:32.895							
13	1:05.936	24.089	20.958	20.889	55.9	14:38.831							
14	1:06.379	24.101	21.226	21.052	55.5	15:45.210							
6 Dany SOLH LBN													
1	1:23.991	41.577	20.867	21.547	43.9	1:23.991							
2	1:07.837	24.692	20.809	22.336	54.3	2:31.828							
3	1:07.615	23.707	21.746	22.162	54.5	3:39.443							
4	1:05.335	23.727	20.799	20.809	56.4	4:44.778							
5	1:05.671	23.775	21.015	20.881	56.1	5:50.449							
6	1:05.246	23.721	20.613	20.912	56.5	6:55.695							
7	1:04.865	23.571	20.575	20.719	56.8	8:00.560							
8	1:04.939	23.486	20.654	20.799	56.8	9:05.499							
9	1:04.995	23.581	20.571	20.843	56.7	10:10.494							
10	1:04.857	23.523	20.549	20.785	56.8	11:15.351							
11	1:04.936	23.489	20.683	20.764	56.8	12:20.287							
12	1:05.412	23.516	20.761	21.135	56.4	13:25.699							
13	1:05.040	23.524	20.506	21.010	56.7	14:30.739							
14	1:05.217	23.681	20.461	21.075	56.5	15:35.956							
7 Kyle EL HACHEM LBN													
1	1:30.216	45.659	22.465	22.092	40.9	1:30.216							
2	1:07.602	24.551	21.477	21.574	54.5	2:37.818							
3	1:07.569	24.320	21.529	21.720	54.6	3:45.387							
4	1:07.236	24.311	21.475	21.450	54.8	4:52.623							
5	1:07.745	25.281	21.251	21.213	54.4	6:00.368							
6	1:07.984	25.265	21.456	21.263	54.2	7:08.352							
7	1:10.557	27.928	21.740	20.889	52.2	8:18.909							
8	1:06.851	24.318	21.085	21.448	55.1	9:25.760							
9	1:07.138	24.439	21.269	21.430	54.9	10:32.898							
10	1:06.504	24.450	21.236	20.818	55.4	11:39.402							
11	1:07.143	24.108	21.565	21.470	54.9	12:46.545							



MENA KARTING CHAMPIONSHIP NATIONS CUP



R390 ELITE MENA Karting Nations Cup 2024 Practice 1

Sector Analysis

Invalidated Lap Personal Best Session Best Crossing the pit lane

Lap	Time	Sector 1	Sector 2	Sector 3	Kph	Elapsed	Lap	Time	Sector 1	Sector 2	Sector 3	Kph	Elapsed
12	1:06.244	23.961	21.203	21.080	55.6	13:52.789	1	1:33.943	51.362	21.142	21.439	39.2	1:33.943
13	1:06.390	24.067	21.415	20.908	55.5	14:59.179	2	1:07.205	25.370	20.662	21.173	54.9	2:41.148
14	1:06.320	24.055	21.618	20.647	55.6	16:05.499	3	1:06.461	24.289	20.915	21.257	55.5	3:47.609

8 Jad ALAWAR LBN

1	1:27.704	46.538	20.485	20.681	42.0	1:27.704
2	1:05.321	23.815	20.837	20.669	56.4	2:33.025
3	1:04.049	23.499	20.032	20.518	57.6	3:37.074
4	1:04.184	23.506	20.226	20.452	57.4	4:41.258
5	1:03.411	23.098	19.993	20.320	58.1	5:44.669
6	1:03.412	23.131	20.061	20.220	58.1	6:48.081
7	1:02.883	22.932	19.719	20.232	58.6	7:50.964
8	1:03.231	23.239	19.816	20.176	58.3	8:54.195
9	1:03.243	22.904	20.080	20.259	58.3	9:57.438
10	1:03.390	23.026	19.916	20.448	58.2	11:00.828
11	1:03.407	22.923	19.903	20.581	58.1	12:04.235
12	1:03.142	22.918	20.010	20.214	58.4	13:07.377
13	1:03.746	23.182	20.209	20.355	57.8	14:11.123
14	1:03.199	23.015	20.018	20.166	58.3	15:14.322

9 Mazen AL AWAR LBN

1	1:23.558	42.841	20.422	20.295	44.1	1:23.558
2	1:04.076	23.598	20.470	20.008	57.5	2:27.634
3	1:03.023	22.721	20.301	20.001	58.5	3:30.657
4	1:03.176	22.936	20.139	20.101	58.4	4:33.833
5	1:03.074	22.758	20.280	20.036	58.4	5:36.907
6	1:03.893	23.059	20.413	20.421	57.7	6:40.800
7	1:03.492	22.811	20.413	20.268	58.1	7:44.292
8	1:03.390	23.031	20.210	20.149	58.2	8:47.682
9	1:03.319	23.006	20.217	20.096	58.2	9:51.001
10	1:06.004	22.766	23.092	20.146	55.9	10:57.005
11	1:03.020	22.875	20.107	20.038	58.5	12:00.025
12	1:03.106	22.827	20.229	20.050	58.4	13:03.131
13	1:02.805	22.760	20.074	19.971	58.7	14:05.936
14	1:02.871	22.731	19.939	20.201	58.6	15:08.807

10 Lucas GEMAYEL LBN

1	1:24.237	42.017	21.026	21.194	43.8	1:24.237
2	1:07.166	24.831	20.978	21.357	54.9	2:31.403
3	1:07.282	23.801	21.805	21.676	54.8	3:38.685
4	1:05.158	23.853	20.786	20.519	56.6	4:43.843
5	1:05.065	23.805	20.758	20.502	56.7	5:48.908
6	1:10.967	29.520	20.738	20.709	51.9	6:59.875
7	1:04.833	23.622	20.744	20.467	56.9	8:04.708
8	1:05.216	24.012	20.556	20.648	56.5	9:09.924
9	1:04.447	23.393	20.691	20.363	57.2	10:14.371
10	1:04.630	23.670	20.537	20.423	57.0	11:19.001
11	1:04.668	23.560	20.389	20.719	57.0	12:23.669
12	1:04.487	23.515	20.499	20.473	57.2	13:28.156
13	1:04.648	23.639	20.683	20.326	57.0	14:32.804
14	1:04.760	23.845	20.461	20.454	56.9	15:37.564

13 Mohamed MAHMOUD BEHNASS MRT

4	1:08.121	24.758	21.972	21.391	54.1	4:55.730
5	1:06.567	24.600	20.761	21.206	55.4	6:02.297
6	1:06.486	24.348	20.864	21.274	55.4	7:08.783
7	1:06.152	24.799	20.337	21.016	55.7	8:14.935
8	1:06.731	24.028	21.316	21.387	55.2	9:21.666
9	1:06.231	24.167	20.931	21.133	55.7	10:27.897
10	1:07.616	24.997	21.099	21.520	54.5	11:35.513
11	1:05.857	24.237	20.608	21.012	56.0	12:41.370
12	1:06.641	24.665	20.631	21.345	55.3	13:48.011
13	1:06.315	24.288	20.698	21.329	55.6	14:54.326
14	1:06.238	24.293	20.602	21.343	55.7	16:00.564

32 Faisal ALHARBI SAU

1	1:17.129	36.167	20.441	20.521	47.8	1:17.129
2	1:05.893	24.394	20.724	20.775	55.9	2:23.022
3	1:04.757	23.912	20.520	20.325	56.9	3:27.779
4	1:04.271	23.668	20.287	20.316	57.4	4:32.050
5	1:04.563	23.655	20.337	20.571	57.1	5:36.613
6	1:05.149	24.211	20.316	20.622	56.6	6:41.762
7	1:04.865	23.539	19.952	21.374	56.8	7:46.627
8	1:05.048	23.822	20.638	20.588	56.7	8:51.675
9	1:04.567	23.852	20.264	20.451	57.1	9:56.242
10	1:05.668	24.062	21.126	20.480	56.1	11:01.910
11	1:04.545	23.679	20.352	20.514	57.1	12:06.455
12	1:04.448	23.647	20.168	20.633	57.2	13:10.903
13	1:04.489	23.713	20.373	20.403	57.2	14:15.392
14	1:04.489	23.610	20.211	20.668	57.2	15:19.881

34 Abdulaziz ABOALNAJA SAU

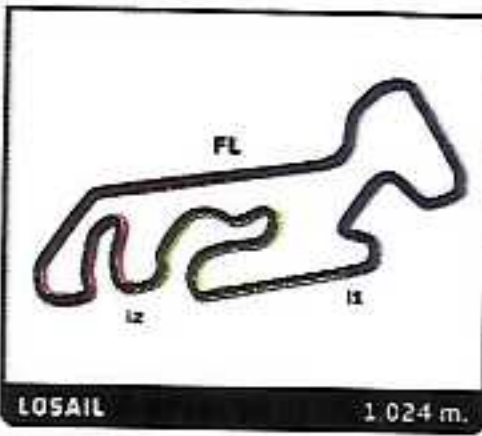
1	5:08.101	4:22.224	21.773	24.104	12.0	5:08.101
2	1:07.811	25.033	21.077	21.701	54.4	6:15.912
3	1:07.290	24.792	20.965	21.533	54.8	7:23.202
4	1:05.919	24.005	20.843	21.071	55.9	8:29.121
5	1:20.006	38.783	20.161	21.062	46.1	9:49.127
6	1:09.135	24.327	23.149	21.659	53.3	10:58.262
7	1:07.550	24.056	20.928	22.566	54.6	12:05.812
8	1:06.285	24.845	20.245	21.195	55.6	13:12.097
9	1:06.159	24.029	20.503	21.627	55.7	14:18.256
10	1:06.772	24.673	20.870	21.229	55.2	15:25.028

43 Bassam NAKKASH

1	1:16.404	34.915	20.352	21.137	48.2	1:16.404
2	1:06.941	24.272	20.952	21.717	55.1	2:23.345
3	1:05.105	24.125	20.413	20.567	56.6	3:28.450
4	1:04.291	23.842	20.247	20.202	57.3	4:32.741
5	1:05.328	23.664	20.954	20.710	56.4	5:38.069
6	1:03.911	23.471	20.105	20.335	57.7	6:41.980
7	1:04.099	23.481	20.113	20.505	57.5	7:46.079
8	1:04.615	23.430	20.919	20.266	57.1	8:50.694
9	1:03.729	23.210	20.042	20.477	57.8	9:54.423
10	1:03.977	23.475	20.256	20.246	57.6	10:58.400



MENA KARTING CHAMPIONSHIP NATIONS CUP



R390 ELITE MENA Karting Nations Cup 2024 Practice 1

Sector Analysis

— Invalidated Lap ■ Personal Best ■ Session Best B Crossing the pit lane

Lap	Time	Sector 1	Sector 2	Sector 3	Kph	Elapsed	Lap	Time	Sector 1	Sector 2	Sector 3	Kph	Elapsed
11	1:03.814	23.437	20.196	20.181	57.8	12:02.214	1	1:24.286	43.724	20.132	20.430	43.7	1:24.286
12	1:03.590	23.150	20.193	20.247	58.0	13:05.804	2	1:03.858	23.642	20.128	20.088	57.7	2:28.144
13	1:03.987	23.352	20.327	20.308	57.6	14:09.791	3	1:03.130	23.003	19.796	20.331	58.4	3:31.274
14	1:03.908	23.318	20.037	20.553	57.7	15:13.699	4	1:02.964	22.885	19.928	20.151	58.5	4:34.238

50 Ishak LALAHINE

1	1:25.070	44.437	20.214	20.419	43.3	1:25.070
2	1:04.924	24.219	20.403	20.302	56.8	2:29.994
3	1:03.658	23.059	20.479	20.120	57.9	3:33.652
4	1:03.459	22.938	20.323	20.198	58.1	4:37.111
5	1:03.212	23.081	19.830	20.301	58.3	5:40.323
6	1:03.145	23.056	19.904	20.185	58.4	6:43.468
7	1:02.720	22.838	19.752	20.130	58.8	7:46.188
8	1:04.048	23.494	20.333	20.221	57.6	8:50.236
9	1:03.189	23.016	19.862	20.311	58.3	9:53.425
10	1:03.335	22.863	20.188	20.284	58.2	10:56.760
11	1:03.697	23.473	20.029	20.195	57.9	12:00.457
12	1:03.472	22.990	20.175	20.307	58.1	13:03.929
13	1:03.067	22.916	19.915	20.236	58.5	14:06.996
14	1:02.782	22.765	19.865	20.152	58.7	15:09.778

51 Karim RIZKALLAH

1	1:17.510	36.702	20.266	20.542	47.6	1:17.510
2	1:05.065	23.523	20.771	20.771	56.7	2:22.575
3	1:05.024	23.409	20.888	20.727	56.7	3:27.599
4	1:04.276	23.295	20.368	20.613	57.4	4:31.875
5	1:04.178	23.354	20.349	20.475	57.4	5:36.053
6	1:05.328	23.525	20.318	21.485	56.4	6:41.381
7	1:03.690	23.142	20.067	20.481	57.9	7:45.071
8	1:03.885	23.303	20.096	20.486	57.7	8:48.956
9	1:03.543	23.070	19.952	20.521	58.0	9:52.499
10	1:05.395	23.137	21.588	20.670	56.4	10:57.894
11	1:03.874	23.269	20.001	20.604	57.7	12:01.768
12	1:03.778	23.107	20.185	20.486	57.8	13:05.546
13	1:04.380	23.222	20.347	20.811	57.3	14:09.926
14	1:04.098	23.533	20.165	20.400	57.5	15:14.024

53 Mohamed HELAL

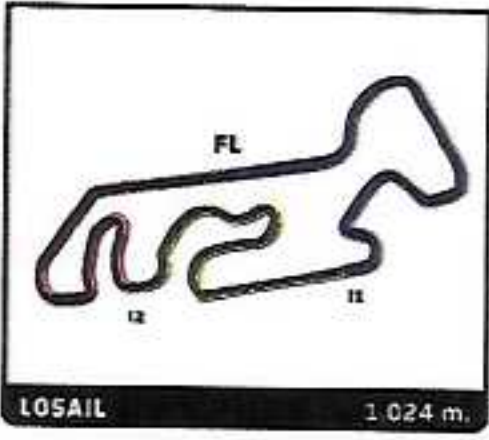
1	1:24.146	40.608	21.261	22.277	43.8	1:24.146
2	1:09.243	25.163	22.123	21.957	53.2	2:33.389
3	1:07.717	25.173	20.716	21.828	54.4	3:41.106
4	1:10.701	25.599	23.190	21.912	52.1	4:51.807
5	1:08.298	25.504	21.350	21.444	54.0	6:00.105
6	1:07.607	25.110	20.805	21.692	54.5	7:07.712
7	1:07.178	24.799	20.901	21.478	54.9	8:14.890
8	1:07.344	24.605	21.084	21.655	54.7	9:22.234
9	1:07.689	24.789	21.083	21.817	54.5	10:29.923
10	1:06.398	24.365	20.652	21.381	55.5	11:36.321
11	1:07.170	24.714	20.852	21.604	54.9	12:43.491
12	1:18.695	36.073	21.284	21.338	46.8	14:02.186
13	1:06.530	24.441	20.658	21.431	55.4	15:08.716

54 Mohamed Malik AZIEZ

5	1:03.215	22.855	20.136	20.224	58.3	5:37.453
6	1:03.484	22.842	19.918	20.724	58.1	6:40.937
7	1:03.209	23.014	19.965	20.230	58.3	7:44.146
8	1:03.387	22.990	20.075	20.322	58.2	8:47.533
9	1:03.634	23.011	20.565	20.058	57.9	9:51.167
10	1:04.878	22.833	21.729	20.316	56.8	10:56.045
11	1:03.397	22.947	20.115	20.335	58.1	11:59.442
12	1:04.188	23.082	20.878	20.228	57.4	13:03.630
13	1:03.032	22.944	19.966	20.122	58.5	14:06.662
14	1:02.784	22.827	19.764	20.193	58.7	15:09.446

57 Samy BAYANI

1	1:28.813	47.880	20.498	20.435	41.5	1:28.813
2	1:04.119	23.169	20.443	20.507	57.5	2:32.932
3	1:04.432	23.012	20.720	20.700	57.2	3:37.364
4	1:03.376	23.159	19.965	20.252	58.2	4:40.740
5	1:03.196	22.972	19.926	20.298	58.3	5:43.936
6	1:03.158	23.020	19.884	20.254	58.4	6:47.094
7	1:03.120	23.022	19.883	20.215	58.4	7:50.214
8	1:03.112	22.909	19.956	20.247	58.4	8:53.326
9	1:03.136	22.992	19.895	20.249	58.4	9:56.462
10	1:03.602	23.353	19.989	20.260	58.0	11:00.064
11	1:03.667	23.037	20.196	20.434	57.9	12:03.731
12	1:03.899	23.182	20.440	20.277	57.7	13:07.630
13	1:04.179	23.266	20.781	20.132	57.4	14:11.809
14	1:03.257	23.130	19.947	20.180	58.3	15:15.066


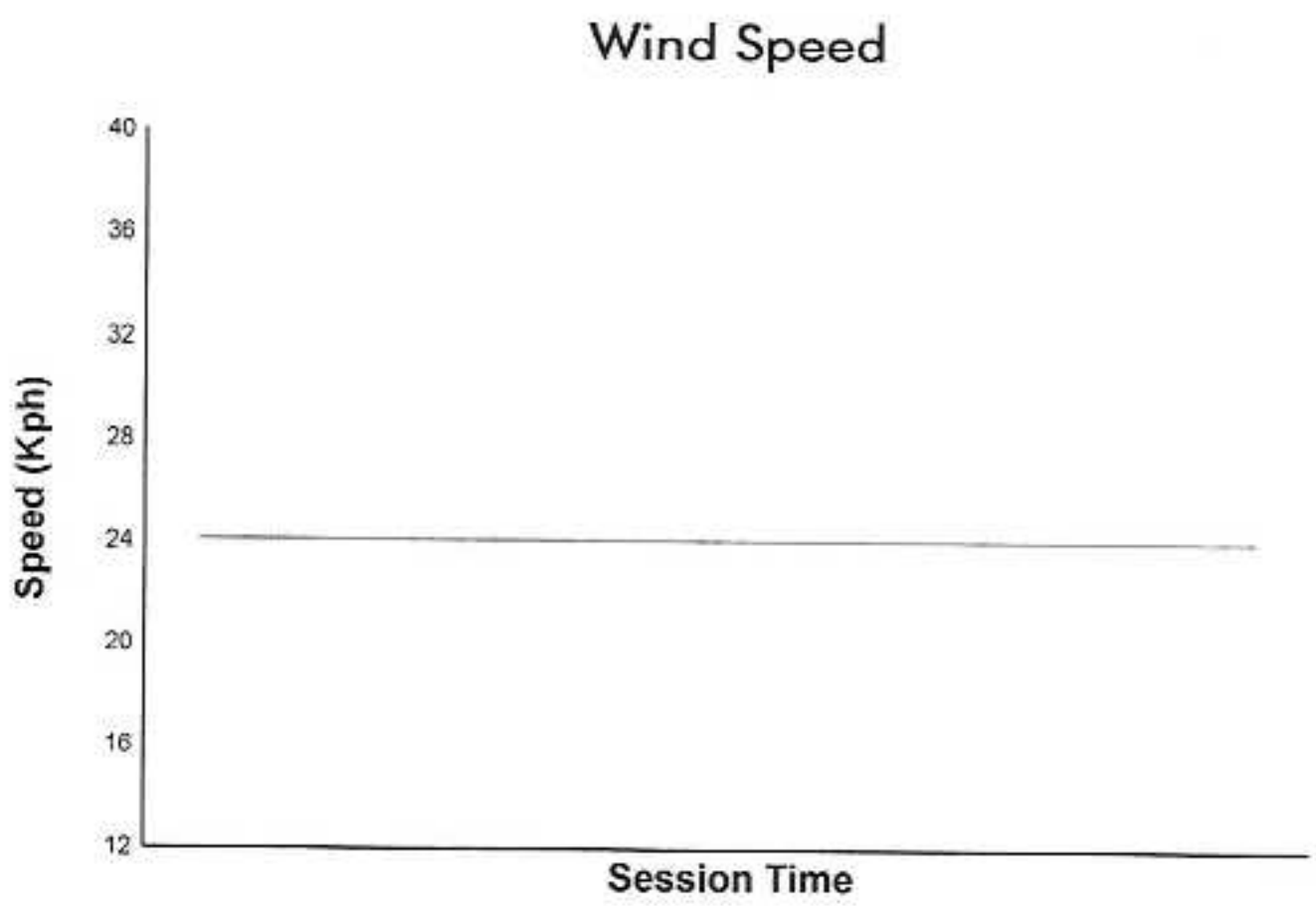
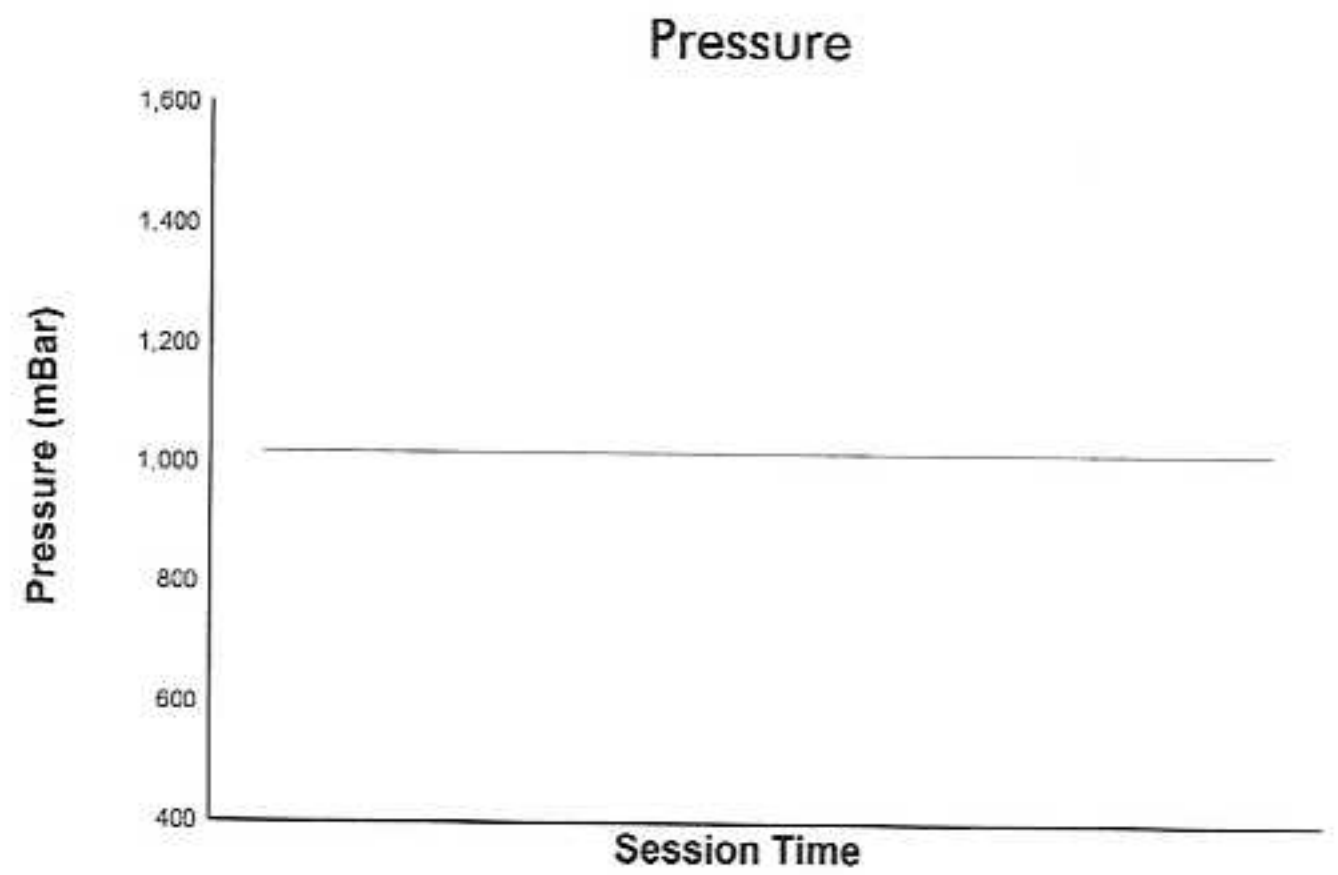
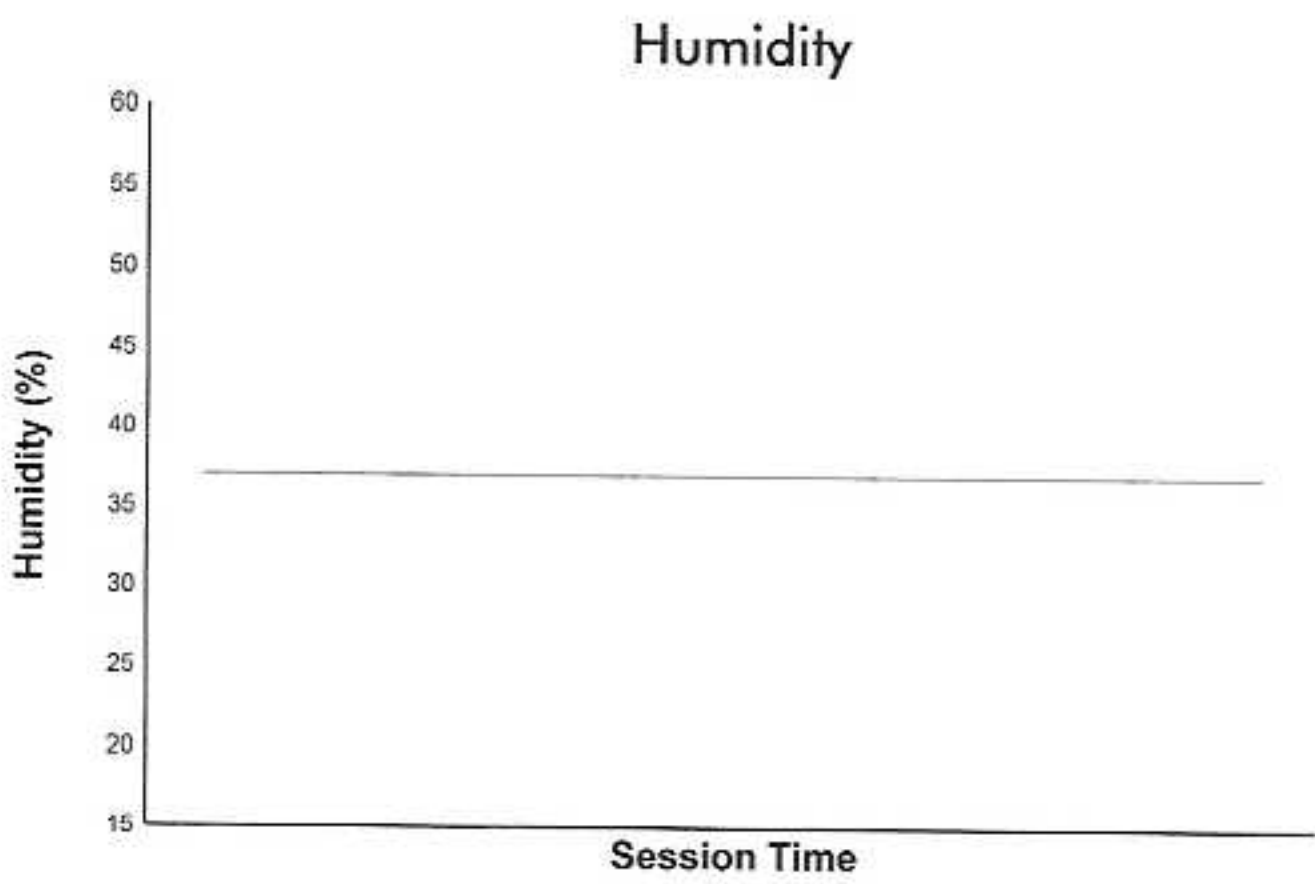
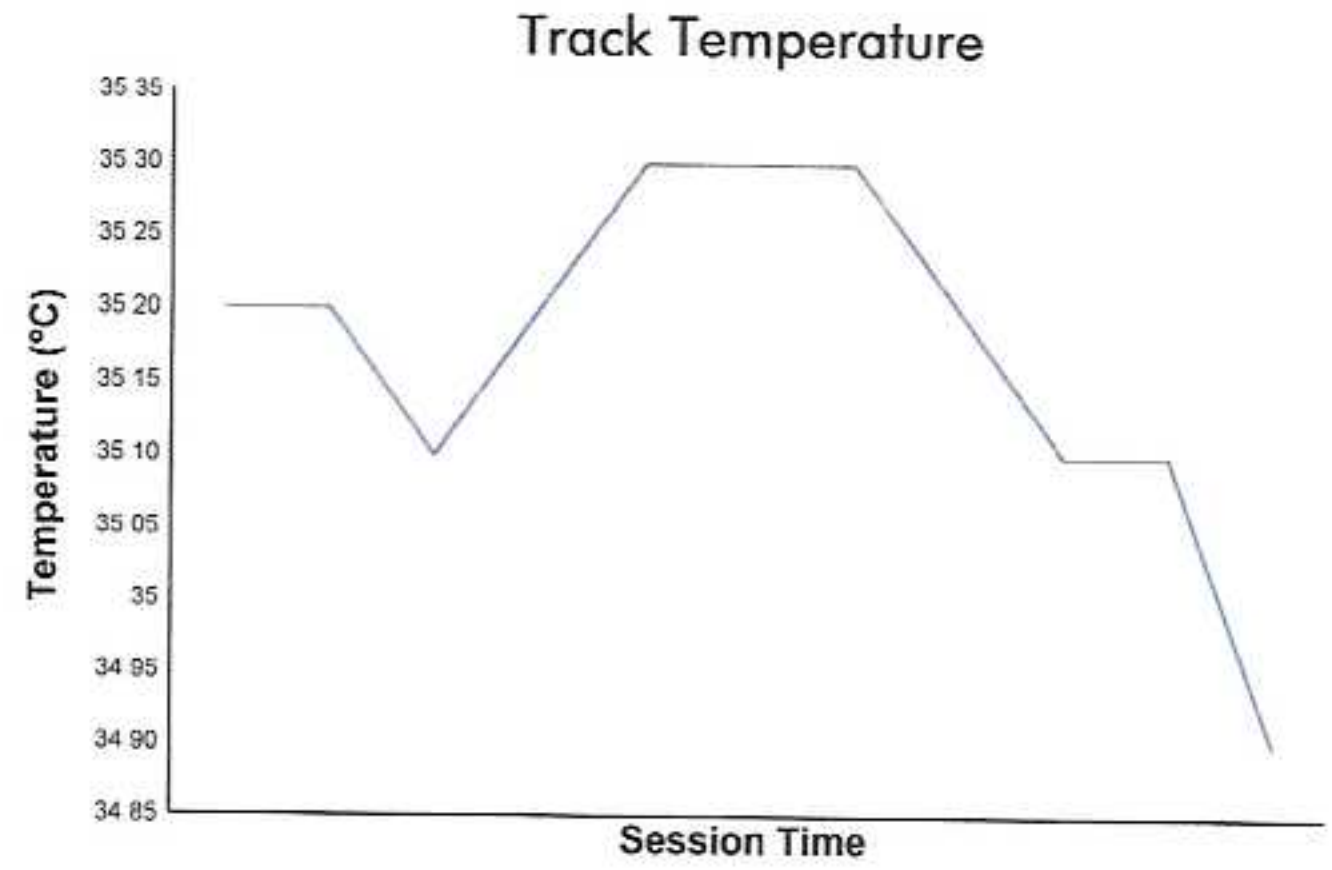
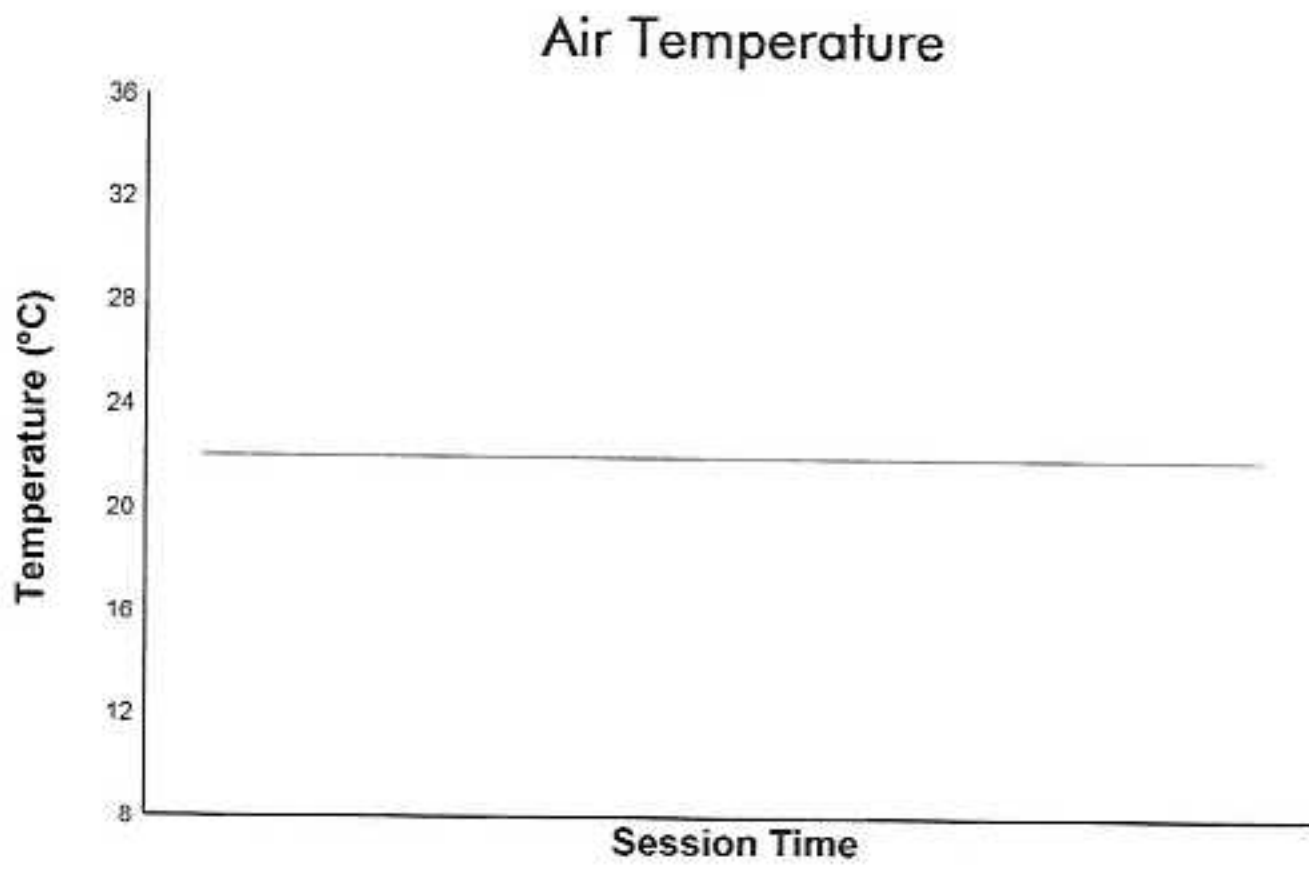


MENA Karting Nations Cup 2024

R390 ELITE

Practice 1

Weather Report



Track Status: **DRY**

