

R390 ELITE
MENA Karting Nations Cup 2024
Endurance Practice/Qualifying

Final Classification



No Driver	Nat	Team	Car	Cl.	Time	Lap Total	Gap	Kph
1 09	MOROCCO	3	MAR	ENDURAI	1:01.874	7 18	-	59.6
2 08	MOROCCO	2	MAR	ENDURAI	1:02.059	6 18	+0.185 +0.185	59.4
3 04	LEBANON	1	LBN	ENDURAI	1:02.211	10 18	+0.337 +0.152	59.3
4018	UAE	1	ARE	ENDURAI	1:02.275	4 18	+0.401 +0.064	59.2
5 01	ALGERIA	1	DZA	ENDURAI	1:02.290	11 18	+0.416 +0.015	59.2
6 07	MOROCCO	1	MAR	ENDURAI	1:02.305	4 18	+0.431 +0.015	59.2
7 06	LEBANON	3	LBN	ENDURAI	1:02.468	17 18	+0.594 +0.163	59.0
8 02	ALGERIA	2	DZA	ENDURAI	1:02.560	11 18	+0.686 +0.092	58.9
9010	QATAR	1	QAT	ENDURAI	1:02.693	9 16	+0.819 +0.133	58.8
10 03	BAHRAIN	1	BHR	ENDURAI	1:02.756	15 18	+0.882 +0.063	58.7
11015	SAUDI ARABIA	1	SAU	ENDURAI	1:02.892	8 16	+1.018 +0.136	58.6
12 05	LEBANON	2	LBN	ENDURAI	1:02.900	6 18	+1.026 +0.008	58.6
13019	OMAN	1	OMN	ENDURAI	1:03.102	11 18	+1.228 +0.202	58.4
14011	QATAR	2	QAT	ENDURAI	1:03.169	5 18	+1.295 +0.067	58.4
15013	QATAR	4	QAT	ENDURAI	1:03.327	3 18	+1.453 +0.158	58.2
16020	OMAN	2	OMN	ENDURAI	1:03.579	5 17	+1.705 +0.252	58.0
17016	SAUDI ARABIA	2	SAU	ENDURAI	1:03.741	16 16	+1.867 +0.162	57.8
18017	SYRIA	1	SYR	ENDURAI	1:03.750	9 17	+1.876 +0.009	57.8
19012	QATAR	3	QAT	ENDURAI	1:03.852	9 16	+1.978 +0.102	57.7
20014	QATAR	5	QAT	ENDURAI	1:05.343	14 16	+3.469 +1.491	56.4

Fastest Lap: Lap 7 MOROCCO 3 1:01.874 59.6 Kph


Cars 01, 02, 03, 04, 05, 07, 09, 010 and 013 - Best lap time deleted due to Stewards decision NR. 36
Cars 011, 014, 016, 017, 018, 019 and 020 - Two best lap times deleted due to Stewards decision NR. 37
Cars 12 - Three best lap times deleted due to Stewards decision NR. 38

Published at:

Track Status: **DRY**

Clerk of the Course Mark Horsley Frank Vayssié 	Timekeeper: Isaac Mulungui 
--	---






R390 ELITE
 MENA Karting Nations Cup 2024
 Endurance Practice/Qualifying

Best Sector Times

Pos	Sector 1		Sector 2		Sector 3		Pos	No Driver	Ideal Lap	Best Lap	
	No Driver	Time	No Driver	Time	No Driver	Time					
1	08 M.	22.416	018 U.	19.375	09 M.	19.700	1	09 M.	1:01.649	1:01.874	(1)
2	018 U.	22.533	09 M.	19.376	04 L.	19.818	2	018 U.	1:01.772	1:02.275	(4)
3	07 M.	22.554	07 M.	19.446	01 A.	19.859	3	04 L.	1:01.885	1:02.211	(3)
4	09 M.	22.573	04 L.	19.476	018 U.	19.864	4	07 M.	1:01.936	1:02.305	(6)
5	01 A.	22.581	01 A.	19.502	08 M.	19.927	5	01 A.	1:01.942	1:02.290	(5)
6	04 L.	22.591	06 L.	19.520	07 M.	19.936	6	08 M.	1:02.012	1:02.059	(2)
7	02 A.	22.719	010 Q.	19.573	03 B.	20.035	7	06 L.	1:02.356	1:02.468	(7)
8	06 L.	22.722	011 Q.	19.582	02 A.	20.058	8	03 B.	1:02.393	1:02.756	(10)
9	010 Q.	22.772	03 B.	19.584	011 Q.	20.069	9	02 A.	1:02.447	1:02.560	(8)
10	03 B.	22.774	015 S.	19.615	015 S.	20.092	10	010 Q.	1:02.499	1:02.693	(9)
11	05 L.	22.809	08 M.	19.669	06 L.	20.114	11	011 Q.	1:02.520	1:03.169	(14)
12	019 O.	22.836	02 A.	19.670	05 L.	20.118	12	015 S.	1:02.573	1:02.892	(11)
13	015 S.	22.866	020 O.	19.672	019 O.	20.128	13	05 L.	1:02.649	1:02.900	(12)
14	011 Q.	22.869	019 O.	19.715	012 Q.	20.129	14	019 O.	1:02.679	1:03.102	(13)
15	013 Q.	22.999	05 L.	19.722	010 Q.	20.154	15	020 O.	1:02.973	1:03.579	(16)
16	020 O.	23.045	013 Q.	19.742	020 O.	20.256	16	013 Q.	1:03.023	1:03.327	(15)
17	012 Q.	23.052	016 S.	19.756	017 S.	20.281	17	012 Q.	1:03.036	1:03.852	(19)
18	017 S.	23.084	012 Q.	19.855	013 Q.	20.282	18	016 S.	1:03.300	1:03.741	(17)
19	016 S.	23.089	017 S.	19.954	014 Q.	20.447	19	017 S.	1:03.319	1:03.750	(18)
20	014 Q.	23.334	014 Q.	19.997	016 S.	20.455	20	014 Q.	1:03.778	1:05.343	(20)






R390 ELITE
MENA Karting Nations Cup 2024
 Endurance Practice/Qualifying

Fastest Lap Sequence

Elapsed	No Driver	Team	Car	Class	Time	Kph	Lap
2:18.563	04	LEBANON 1		ENDURAN	1:02.490	59.0	2
3:41.325	09	MOROCCO 3		ENDURAN	1:02.403	59.1	3
4:26.695	018	UAE 1		ENDURAN	1:02.275	59.2	4
4:43.449	09	MOROCCO 3		ENDURAN	1:02.124	59.3	4
6:49.410	08	MOROCCO 2		ENDURAN	1:02.059	59.4	6
7:50.115	09	MOROCCO 3		ENDURAN	1:01.874	59.6	7





R390 ELITE

MENA Karting Nations Cup 2024


Endurance Practice/Qualifying

Sector Analysis

— Invalidated Lap ■ Personal Best ■ Session Best B Crossing the pit lane

Lap	Time	Sector 1	Sector 2	Sector 3	Kph	Elapsed	Lap	Time	Sector 1	Sector 2	Sector 3	Kph	Elapsed
01 ALGERIA 1 DZA							13	1:03.017	22.941	19.697	20.379	58.5	15:03.911
1	1:29.917	49.605	20.085	20.227	41.0	1:29.917	14	1:02.895	22.996	19.753	20.146	58.6	16:06.806
2	1:03.209	23.170	19.913	20.126	58.3	2:33.126	15	1:02.756	22.802	19.729	20.225	58.7	17:09.562
3	1:04.072	23.384	19.836	20.852	57.5	3:37.198	16	1:04.422	23.042	19.889	21.491	57.2	18:13.984
4	1:02.947	23.057	19.832	20.058	58.6	4:40.145	17	1:03.964	22.774	20.169	21.021	57.6	19:17.948
5	1:19.731	39.855	19.889	19.987	46.2	5:59.876	18	1:02.880	23.012	19.831	20.037	58.6	20:20.828
6	1:40.400B	22.581	19.953	57.866	36.7	7:40.276							
7	1:07.010	27.234	19.738	20.038	55.0	8:47.286							
8	1:02.751	23.048	19.650	20.053	58.7	9:50.037							
9	1:02.414	22.844	19.648	19.922	59.1	10:52.451							
10	1:03.056	22.866	19.768	20.422	58.5	11:55.507							
11	1:02.290	22.878	19.502	19.910	59.2	12:57.797							
12	1:02.121	22.730	19.532	19.859	59.3	13:59.918							
13	1:02.355	22.629	19.677	20.049	59.1	15:02.273							
14	1:02.732	22.985	19.804	19.943	58.8	16:05.005							
15	1:02.382	22.823	19.622	19.937	59.1	17:07.387							
16	1:02.804	23.200	19.647	19.957	58.7	18:10.191							
17	1:02.339	22.728	19.710	19.901	59.1	19:12.530							
18	1:02.362	22.809	19.669	19.884	59.1	20:14.892							
02 ALGERIA 2 DZA													
1	1:32.764	52.093	20.280	20.391	39.7	1:32.764							
2	1:03.338	23.193	19.818	20.327	58.2	2:36.102							
3	1:04.161	23.587	19.766	20.808	57.5	3:40.263							
4	1:03.552	23.125	20.126	20.301	58.0	4:43.815							
5	1:04.314	24.390	19.722	20.202	57.3	5:48.129							
6	1:02.990	22.874	19.827	20.289	58.5	6:51.119							
7	1:40.295B	23.116	19.711	57.468	36.8	8:31.414							
8	1:12.348	32.591	19.699	20.058	51.0	9:43.762							
9	1:02.625	22.719	19.686	20.220	58.9	10:46.387							
10	1:04.847	23.116	21.423	20.308	56.8	11:51.234							
11	1:02.560	22.785	19.711	20.064	58.9	12:53.794							
12	1:02.513	22.727	19.697	20.089	59.0	13:56.307							
13	1:35.140B	22.744	19.670	52.726	38.7	15:31.447							
14	1:07.021	26.410	20.207	20.404	55.0	16:38.468							
15	1:03.366	23.239	19.829	20.298	58.2	17:41.834							
16	1:03.457	23.121	19.905	20.431	58.1	18:45.291							
17	1:03.427	23.330	19.895	20.202	58.1	19:48.718							
18	1:03.257	23.014	19.750	20.493	58.3	20:51.975							
03 BAHRAIN 1 BHR													
1	1:34.325	52.729	21.241	20.355	39.1	1:34.325							
2	1:05.239	23.277	20.765	21.197	56.5	2:39.564							
3	1:02.764	22.841	19.584	20.339	58.7	3:42.328							
4	1:03.225	23.229	19.782	20.214	58.3	4:45.553							
5	1:03.074	23.196	19.760	20.118	58.4	5:48.627							
6	1:02.970	23.077	19.745	20.148	58.5	6:51.597							
7	1:03.009	22.960	19.707	20.342	58.5	7:54.606							
8	1:36.061B	23.068	19.719	53.274	38.4	9:30.667							
9	1:21.421	41.221	19.929	20.271	45.3	10:52.088							
10	1:03.294	22.989	19.730	20.575	58.2	11:55.382							
11	1:03.015	23.227	19.667	20.121	58.5	12:58.397							
12	1:02.497	22.850	19.612	20.035	59.0	14:00.894							
04 LEBANON 1 LBN							13	1:03.017	22.941	19.697	20.379	58.5	15:03.911
1	1:16.073	36.368	19.744	19.961	48.5	1:16.073	14	1:02.895	22.996	19.753	20.146	58.6	16:06.806
2	1:02.490	22.794	19.653	20.043	59.0	2:18.563	15	1:02.756	22.802	19.729	20.225	58.7	17:09.562
3	1:02.194	22.662	19.598	19.934	59.3	3:20.757	16	1:04.422	23.042	19.889	21.491	57.2	18:13.984
4	1:02.640	22.884	19.664	20.092	58.9	4:23.397	17	1:03.964	22.774	20.169	21.021	57.6	19:17.948
5	1:02.468	22.781	19.629	20.058	59.0	5:25.865	18	1:02.880	23.012	19.831	20.037	58.6	20:20.828
6	1:02.217	22.668	19.731	19.818	59.3	6:28.082							
7	1:02.383	22.790	19.661	19.932	59.1	7:30.465							
8	1:02.717	22.935	19.746	20.036	58.8	8:33.182							
9	1:02.241	22.591	19.677	19.973	59.2	9:35.423							
10	1:02.211	22.734	19.576	19.901	59.3	10:37.634							
11	1:02.300	22.617	19.625	20.058	59.2	11:39.934							
12	1:58.025B	22.797	19.476	1:15.752	31.2	13:37.959							
13	1:10.108	30.301	19.786	20.021	52.6	14:48.067							
14	1:02.612	22.868	19.841	19.903	58.9	15:50.679							
15	1:03.211	22.848	20.151	20.212	58.3	16:53.890							
16	1:02.812	22.937	19.801	20.074	58.7	17:56.702							
17	1:02.637	22.921	19.657	20.059	58.9	18:59.339							
18	1:02.548	22.692	19.834	20.022	58.9	20:01.887							
05 LEBANON 2 LBN							13	1:03.017	22.941	19.697	20.379	58.5	15:03.911
1	1:17.727	37.193	20.026	20.508	47.4	1:17.727	14	1:02.895	22.996	19.753	20.146	58.6	16:06.806
2	1:03.095	23.088	19.739	20.268	58.4	2:20.822	15	1:02.756	22.802	19.729	20.225	58.7	17:09.562
3	1:04.286	22.938	20.172	21.176	57.3	3:25.108	16	1:04.422	23.042	19.889	21.491	57.2	18:13.984
4	1:03.201	23.050	19.834	20.317	58.3	4:28.309	17	1:03.964	22.774	20.169	21.021	57.6	19:17.948
5	1:02.795	22.834	19.759	20.202	58.7	5:31.104	18	1:02.880	23.012	19.831	20.037	58.6	20:20.828
6	1:02.900	23.060	19.722	20.118	58.6	6:34.004							
7	1:02.947	22.809	19.789	20.349	58.6	7:36.951							
8	1:03.026	22.894	19.823	20.309	58.5	8:39.977							
9	1:03.234	22.992	19.751	20.491	58.3	9:43.211							
10	1:03.101	22.868	19.804	20.429	58.4	10:46.312							
11	1:03.506	23.287	19.817	20.402	58.0	11:49.818							
12	1:55.546B	23.054	19.762	1:12.730	31.9	13:45.364							
13	1:15.323	35.089	20.012	20.222	48.9	15:00.687							
14	1:05.319	24.256	20.908	20.155	56.4	16:06.006							
15	1:03.437	23.107	19.998	20.332	58.1	17:09.443							
16	1:03.701	23.533	19.911	20.257	57.9	18:13.144							
17	1:03.938	23.105	20.517	20.316	57.7	19:17.082							
18	1:04.227	23.724	20.334	20.169	57.4	20:21.309							
06 LEBANON 3 LBN							13	1:03.017	22.941	19.697	20.379	58.5	15:03.911
1	1:29.817	49.341	20.011	20.465	41.0	1:29.817	14	1:02.895	22.996	19.753	20.146	58.6	16:06.806
2	1:03.693	23.518	19.882	20.293	57.9	2:33.510	15	1:02.756	22.802	19.729	20.225	58.7	17:09.562
3	1:03.327	23.177	19.896	20.254	58.2	3:36.837	16	1:04.422	23.042	19.889	21.491	57.2	18:13.984
4	1:02.972	22.951	19.800	20.221	58.5	4:39.809	17	1:03.964	22.774	20.169	21.021	57.6	19:17.948
5	1:03.326	23.343	19.755	20.228	58.2	5:43.135	18	1:02.880	23.012	19.831	20.037	58.6	20:20.828
6	1:03.047	23.110	19.699	20.238	58.5	6:46.182							





R390 ELITE

MENA Karting Nations Cup 2024

Endurance Practice/Qualifying

Sector Analysis

— Invalidated Lap ■ Personal Best ■ Session Best B Crossing the pit lane

Lap	Time	Sector 1	Sector 2	Sector 3	Kph	Elapsed	Lap	Time	Sector 1	Sector 2	Sector 3	Kph	Elapsed
7	1:02.940	23.144	19.636	20.160	58.6	7:49.122	1	1:35.379	46.014	29.065	20.300	38.7	1:35.379
8	1:02.663	22.918	19.566	20.179	58.8	8:51.785	2	1:03.543	22.845	19.951	20.747	58.0	2:38.922
9	1:02.958	22.812	19.917	20.229	58.6	9:54.743	3	1:02.403	22.637	19.905	19.861	59.1	3:41.325
10	2:00.711 B	22.915	19.699	1:18.097	30.5	11:55.454	4	1:02.124	22.754	19.376	19.994	59.3	4:43.449
11	1:11.394	31.578	19.520	20.296	51.6	13:06.848	5	1:02.513	22.920	19.675	19.918	59.0	5:45.962
12	1:02.700	22.915	19.647	20.138	58.8	14:09.548	6	1:02.279	22.838	19.577	19.864	59.2	6:48.241
13	1:02.507	22.788	19.537	20.182	59.0	15:12.055	7	1:01.874	22.630	19.434	19.810	59.6	7:50.115
14	1:02.547	22.757	19.612	20.178	58.9	16:14.602	8	1:01.864	22.735	19.429	19.700	59.6	8:51.979
15	1:02.528	22.821	19.593	20.114	59.0	17:17.130	9	1:51.058 B	22.842	19.489	1:08.727	33.2	10:43.037
16	1:02.669	22.953	19.600	20.116	58.8	18:19.799	10	1:11.283	31.236	19.822	20.225	51.7	11:54.320
17	1:02.468	22.722	19.539	20.207	59.0	19:22.267	11	1:02.670	22.657	19.909	20.104	58.8	12:56.990
18	1:02.736	22.924	19.565	20.247	58.8	20:25.003	12	1:02.459	22.739	19.729	19.991	59.0	13:59.449
							13	1:02.600	22.693	19.818	20.089	58.9	15:02.049
							14	1:03.103	23.385	19.921	19.797	58.4	16:05.152
							15	1:02.337	22.837	19.732	19.768	59.1	17:07.489
							16	1:02.467	22.703	19.689	20.075	59.0	18:09.956
							17	1:02.392	22.695	19.606	20.091	59.1	19:12.348
							18	1:02.281	22.573	19.723	19.985	59.2	20:14.629

07 MOROCCO 1 MAR

1	1:35.200	51.908	22.953	20.339	38.7	1:35.200
2	1:04.005	22.858	19.939	21.208	57.6	2:39.205
3	1:02.731	22.803	19.759	20.169	58.8	3:41.936
4	1:02.305	22.696	19.539	20.070	59.2	4:44.241
5	1:03.380	23.779	19.460	20.141	58.2	5:47.621
6	1:01.968	22.554	19.478	19.936	59.5	6:49.589
7	1:03.220	22.947	20.014	20.259	58.3	7:52.809
8	1:02.684	22.971	19.483	20.230	58.8	8:55.493
9	1:03.484	23.445	19.446	20.593	58.1	9:58.977
10	1:37.573 B	22.731	19.485	55.357	37.8	11:36.550
11	1:24.283	44.568	19.640	20.075	43.7	13:00.833
12	1:02.470	22.771	19.673	20.026	59.0	14:03.303
13	1:03.458	23.548	19.760	20.150	58.1	15:06.761
14	1:02.579	22.723	19.831	20.025	58.9	16:09.340
15	1:02.965	22.839	19.906	20.220	58.5	17:12.305
16	1:02.898	22.743	20.176	19.979	58.6	18:15.203
17	1:02.378	22.666	19.690	20.022	59.1	19:17.581
18	1:02.915	22.889	19.773	20.253	58.6	20:20.496

08 MOROCCO 2 MAR

1	1:34.907	52.293	22.280	20.334	38.8	1:34.907
2	1:03.845	22.838	20.035	20.972	57.7	2:38.752
3	1:02.862	22.571	19.936	20.355	58.6	3:41.614
4	1:02.513	22.623	19.715	20.175	59.0	4:44.127
5	1:03.224	23.342	19.701	20.181	58.3	5:47.351
6	1:02.059	22.416	19.682	19.961	59.4	6:49.410
7	1:03.627	22.846	20.562	20.219	57.9	7:53.037
8	1:02.979	22.998	19.868	20.113	58.5	8:56.016
9	1:02.605	22.594	19.705	20.306	58.9	9:58.621
10	1:02.445	22.592	19.726	20.127	59.0	11:01.066
11	1:46.292 B	22.671	19.875	1:03.746	34.7	12:47.358
12	1:16.443	36.560	19.893	19.990	48.2	14:03.801
13	1:03.210	23.314	19.803	20.093	58.3	15:07.011
14	1:02.576	22.920	19.673	19.983	58.9	16:09.587
15	1:02.814	22.749	20.067	19.998	58.7	17:12.401
16	1:02.496	22.844	19.669	19.983	59.0	18:14.897
17	1:02.305	22.618	19.760	19.927	59.2	19:17.202
18	1:02.786	22.984	19.780	20.022	58.7	20:19.988

09 MOROCCO 3 MAR


010 QATAR 1 QAT

1	1:41.021	56.098	23.670	21.253	36.5	1:41.021
2	1:03.236	22.885	19.807	20.544	58.3	2:44.257
3	1:03.020	23.089	19.751	20.180	58.5	3:47.277
4	1:02.740	22.772	19.751	20.217	58.8	4:50.017
5	1:02.849	22.855	19.714	20.280	58.7	5:52.866
6	1:02.761	22.834	19.773	20.154	58.7	6:55.627
7	1:02.940	22.847	19.776	20.317	58.6	7:58.567
8	1:02.549	22.812	19.573	20.164	58.9	9:01.116
9	1:02.693	22.813	19.639	20.241	58.8	10:03.809
10	3:15.961 B	22.961	19.880	2:33.120	18.8	13:19.770
11	1:15.567	34.445	20.366	20.756	48.8	14:35.337
12	1:04.451	23.683	20.190	20.578	57.2	15:39.788
13	1:04.830	23.288	20.628	20.914	56.9	16:44.618
14	1:04.560	23.488	20.716	20.356	57.1	17:49.178
15	1:03.382	23.129	19.839	20.414	58.2	18:52.560
16	1:03.557	23.154	19.941	20.462	58.0	19:56.117

011 QATAR 2 QAT

1	1:42.283	55.109	24.707	22.467	36.0	1:42.283
2	1:03.243	22.972	20.066	20.205	58.3	2:45.526
3	1:03.528	22.891	19.950	20.687	58.0	3:49.054
4	1:03.554	23.482	19.852	20.220	58.0	4:52.608
5	1:03.169	22.895	19.933	20.341	58.4	5:55.777
6	1:02.814	22.899	19.582	20.333	58.7	6:58.591
7	1:37.952 B	22.897	19.822	55.233	37.6	8:36.543
8	1:11.689	31.478	19.999	20.212	51.4	9:48.232
9	1:04.001	23.185	20.691	20.125	57.6	10:52.233
10	1:03.739	23.558	19.888	20.293	57.8	11:55.972
11	1:03.405	23.340	19.805	20.260	58.1	12:59.377
12	1:03.222	23.036	19.889	20.297	58.3	14:02.599
13	1:35.282 B	24.021	20.956	50.305	38.7	15:37.881
14	1:07.311	26.403	20.839	20.069	54.8	16:45.192
15	1:03.665	23.056	20.146	20.463	57.9	17:48.857
16	1:03.235	22.894	19.877	20.464	58.3	18:52.092
17	1:02.959	22.869	19.815	20.275	58.6	19:55.051





R390 ELITE

MENA Karting Nations Cup 2024


Endurance Practice/Qualifying

Sector Analysis

— Invalidated Lap ■ Personal Best ■ Session Best B Crossing the pit lane

Lap	Time	Sector 1	Sector 2	Sector 3	Kph	Elapsed	Lap	Time	Sector 1	Sector 2	Sector 3	Kph	Elapsed
18	1:03.207	22.985	19.961	20.261	58.3	20:58.258	14	1:05.343	23.965	20.734	20.644	56.4	17:51.985
012 QATAR 3 QAT							15 1:06.185 24.231 21.155 20.799 55.7 18:58.170						
1 1:41.562 58.765 21.420 21.377 36.3 1:41.562							16 1:05.896 23.934 20.993 20.969 55.9 20:04.066						
2 1:04.415 23.356 20.134 20.925 57.2 2:45.977							015 SAUDI ARABIA 1 SAU						
3 1:03.845 23.221 19.855 20.769 57.7 3:49.822							1 1:29.770 48.744 20.179 20.847 41.1 1:29.770						
4 1:04.041 23.117 20.474 20.450 57.6 4:53.863							2 1:04.096 23.991 19.817 20.288 57.5 2:33.866						
5 1:04.249 23.121 20.468 20.660 57.4 5:58.112							3 1:03.231 23.400 19.615 20.216 58.3 3:37.097						
6 3:02.866B 23.350 20.186 2:19.330 20.2 9:00.978							4 1:03.557 22.995 20.210 20.352 58.0 4:40.654						
7 1:07.734 26.183 21.068 20.483 54.4 10:08.712							5 1:03.297 23.333 19.624 20.340 58.2 5:43.951						
8 1:03.967 23.353 20.122 20.492 57.6 11:12.679							6 1:03.533 23.178 19.761 20.594 58.0 6:47.484						
9 1:03.852 23.316 20.118 20.418 57.7 12:16.531							7 1:03.319 23.170 19.995 20.154 58.2 7:50.803						
10 1:55.017B 23.145 20.237 1:11.635 32.1 14:11.548							8 1:02.892 22.866 19.774 20.252 58.6 8:53.695						
11 1:17.956 32.569 25.258 20.129 47.3 15:29.504							9 2:05.542B 22.981 19.793 1:22.768 29.4 10:59.237						
12 1:03.894 23.155 20.213 20.526 57.7 16:33.398							10 1:24.400 41.106 22.779 20.515 43.7 12:23.637						
13 1:03.797 23.110 20.195 20.492 57.8 17:37.195							11 1:04.264 23.626 20.152 20.486 57.4 13:27.901						
14 1:03.858 23.052 20.168 20.638 57.7 18:41.053							12 1:03.625 23.345 20.013 20.267 57.9 14:31.526						
15 1:03.942 23.257 20.140 20.545 57.7 19:44.995							13 2:18.745B 23.498 19.938 1:35.309 26.6 16:50.271						
16 1:03.625 23.169 20.014 20.442 57.9 20:48.620							14 1:23.010 43.158 19.760 20.092 44.4 18:13.281						
013 QATAR 4 QAT							15 1:03.532 23.154 20.017 20.361 58.0 19:16.813						
1 1:34.101 53.226 20.441 20.434 39.2 1:34.101							16 1:03.276 23.099 19.724 20.453 58.3 20:20.089						
2 1:05.708 24.708 19.939 21.061 56.1 2:39.809							016 SAUDI ARABIA 2 SAU						
3 1:03.327 23.076 19.742 20.509 58.2 3:43.136							1 1:38.797 57.033 20.782 20.982 37.3 1:38.797						
4 1:03.923 23.085 19.907 20.931 57.7 4:47.059							2 1:05.205 23.618 20.442 21.145 56.5 2:44.002						
5 1:39.404B 23.102 20.024 56.278 37.1 6:26.463							3 1:05.030 23.703 20.415 20.912 56.7 3:49.032						
6 1:12.572 32.034 20.090 20.448 50.8 7:39.035							4 1:56.934B 23.469 20.429 1:13.036 31.5 5:45.966						
7 1:03.690 23.376 19.968 20.346 57.9 8:42.725							5 1:11.734 30.832 20.273 20.629 51.4 6:57.700						
8 1:03.802 23.239 19.943 20.620 57.8 9:46.527							6 1:04.886 23.477 20.691 20.718 56.8 8:02.586						
9 1:03.716 23.081 20.106 20.529 57.9 10:50.243							7 1:04.443 23.469 20.076 20.898 57.2 9:07.029						
10 1:05.631 23.070 21.068 21.493 56.2 11:55.874							8 1:04.102 23.571 19.880 20.651 57.5 10:11.131						
11 1:03.094 23.052 19.760 20.282 58.4 12:58.968							9 2:06.069B 23.559 20.362 1:22.148 29.2 12:17.200						
12 1:03.951 22.999 20.589 20.363 57.6 14:02.919							10 1:20.389 39.433 20.273 20.683 45.9 13:37.589						
13 1:03.701 23.279 19.992 20.430 57.9 15:06.620							11 1:05.097 23.683 20.881 20.533 56.6 14:42.686						
14 1:03.846 23.664 19.843 20.339 57.7 16:10.466							12 1:03.860 23.376 19.889 20.595 57.7 15:46.546						
15 1:03.469 23.033 19.807 20.629 58.1 17:13.935							13 1:03.705 23.340 19.756 20.609 57.9 16:50.251						
16 1:03.490 23.141 19.920 20.429 58.1 18:17.425							14 1:03.665 23.168 20.042 20.455 57.9 17:53.916						
17 1:03.866 23.300 19.970 20.596 57.7 19:21.291							15 1:03.887 23.199 20.152 20.536 57.7 18:57.803						
18 1:03.660 23.264 19.936 20.460 57.9 20:24.951							16 1:03.741 23.089 20.099 20.553 57.8 20:01.544						
014 QATAR 5 QAT							017 SYRIA 1 SYR						
1 1:33.768 51.293 21.776 20.699 39.3 1:33.768							1 1:25.790 42.330 21.424 22.036 43.0 1:25.790						
2 1:06.533 23.423 20.355 22.755 55.4 2:40.301							2 1:07.071 24.586 21.118 21.367 55.0 2:32.861						
3 1:04.943 23.498 20.516 20.929 56.8 3:45.244							3 1:07.575 25.147 20.852 21.576 54.6 3:40.436						
4 2:04.201B 24.311 21.846 1:18.044 29.7 5:49.445							4 1:06.660 25.046 20.301 21.313 55.3 4:47.096						
5 1:10.439 28.987 21.005 20.447 52.3 6:59.884							5 2:08.853B 24.979 21.974 1:21.900 28.6 6:55.949						
6 1:05.605 24.122 20.945 20.538 56.2 8:05.489							6 1:22.284 36.277 25.460 20.547 44.8 8:18.233						
7 1:05.158 24.028 20.248 20.882 56.6 9:10.647							7 1:04.179 23.337 20.131 20.711 57.4 9:22.412						
8 1:52.020B 23.334 20.962 1:07.724 32.9 11:02.667							8 1:03.482 23.084 19.954 20.444 58.1 10:25.894						
9 1:20.501 39.720 20.315 20.466 45.8 12:23.168							9 1:03.750 23.317 19.970 20.463 57.8 11:29.644						
10 1:05.362 24.626 19.997 20.739 56.4 13:28.530							10 1:03.695 23.333 19.981 20.381 57.9 12:33.339						
11 1:06.980 23.919 21.582 21.479 55.0 14:35.510							11 1:04.796 24.311 20.204 20.281 56.9 13:38.135						
12 1:05.458 24.404 20.389 20.665 56.3 15:40.968							12 1:46.876B 23.522 20.111 1:03.243 34.5 15:25.011						
13 1:05.674 23.372 21.735 20.567 56.1 16:46.642							13 1:11.520 30.354 20.178 20.988 51.5 16:36.531						





R390 ELITE

MENA Karting Nations Cup 2024

Endurance Practice/Qualifying

Sector Analysis

— Invalidated Lap ■ Personal Best ■ Session Best B Crossing the pit lane

Lap	Time	Sector 1	Sector 2	Sector 3	Kph	Elapsed	Lap	Time	Sector 1	Sector 2	Sector 3	Kph	Elapsed
14	1:04.689	23.651	20.505	20.533	57.0	17:41.220	9	1:05.246	23.473	20.729	21.044	56.5	11:26.372
15	1:05.102	23.593	20.813	20.696	56.6	18:46.322	10	1:05.045	23.590	20.789	20.666	56.7	12:31.417
16	1:04.486	23.329	20.403	20.754	57.2	19:50.808	11	1:09.782	28.468	20.544	20.770	52.8	13:41.199
17	1:04.404	23.493	20.323	20.588	57.2	20:55.212	12	1:04.343	23.445	20.215	20.683	57.3	14:45.542

018

UAE 1

ARE

1	1:19.807	40.080	19.754	19.973	46.2	1:19.807
2	1:02.007	22.724	19.419	19.864	59.5	2:21.814
3	1:02.606	22.533	19.936	20.137	58.9	3:24.420
4	1:02.275	22.891	19.375	20.009	59.2	4:26.695
5	1:02.575	23.011	19.519	20.045	58.9	5:29.270
6	1:35.596B	22.844	19.405	53.347	38.6	7:04.866
7	1:11.298	31.384	19.829	20.085	51.7	8:16.164
8	1:03.025	22.955	19.928	20.142	58.5	9:19.189
9	1:45.828B	23.287	19.752	1:02.789	34.8	11:05.017
10	1:16.394	36.703	19.730	19.961	48.3	12:21.411
11	1:02.357	22.852	19.502	20.003	59.1	13:23.768
12	1:02.457	22.813	19.554	20.090	59.0	14:26.225
13	1:02.339	22.723	19.567	20.049	59.1	15:28.564
14	1:08.476	24.369	20.151	23.956	53.8	16:37.040
15	1:05.051	24.840	19.986	20.225	56.7	17:42.091
16	1:03.176	23.115	19.937	20.124	58.4	18:45.267
17	1:02.106	22.637	19.564	19.905	59.4	19:47.373
18	1:02.310	22.730	19.547	20.033	59.2	20:49.683

019

OMAN 1

OMN


1	1:17.882	37.767	19.937	20.178	47.3	1:17.882
2	1:03.222	23.197	19.814	20.211	58.3	2:21.104
3	1:03.225	22.980	20.018	20.227	58.3	3:24.329
4	1:03.905	23.220	20.045	20.640	57.7	4:28.234
5	1:03.194	23.218	19.848	20.128	58.3	5:31.428
6	1:02.771	22.905	19.728	20.138	58.7	6:34.199
7	1:49.173B	22.836	19.827	1:06.510	33.8	8:23.372
8	1:13.696	32.036	21.380	20.280	50.0	9:37.068
9	1:03.420	23.191	20.046	20.183	58.1	10:40.488
10	1:03.339	23.231	19.735	20.373	58.2	11:43.827
11	1:03.102	22.873	19.920	20.309	58.4	12:46.929
12	1:03.199	22.950	20.015	20.234	58.3	13:50.128
13	1:03.232	22.940	19.962	20.330	58.3	14:53.360
14	1:03.525	23.603	19.784	20.138	58.0	15:56.885
15	1:03.065	22.953	19.859	20.253	58.5	16:59.950
16	1:03.112	23.124	19.715	20.273	58.4	18:03.062
17	1:03.294	23.042	19.923	20.329	58.2	19:06.356
18	1:03.378	23.070	19.924	20.384	58.2	20:09.734

020


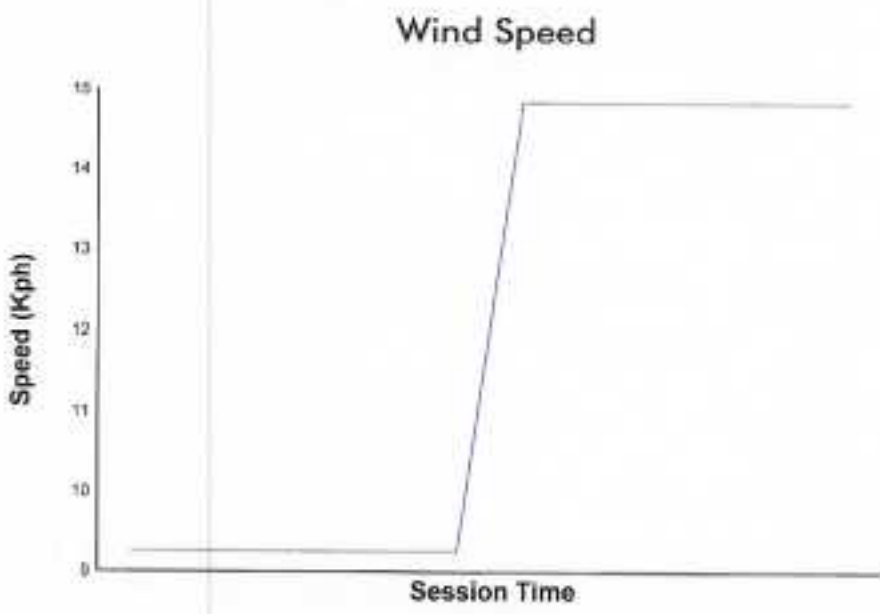

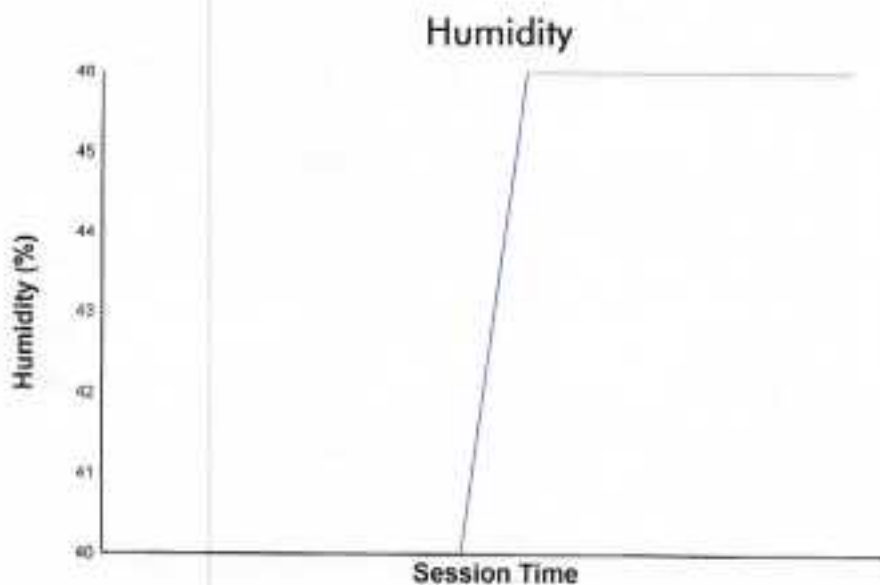
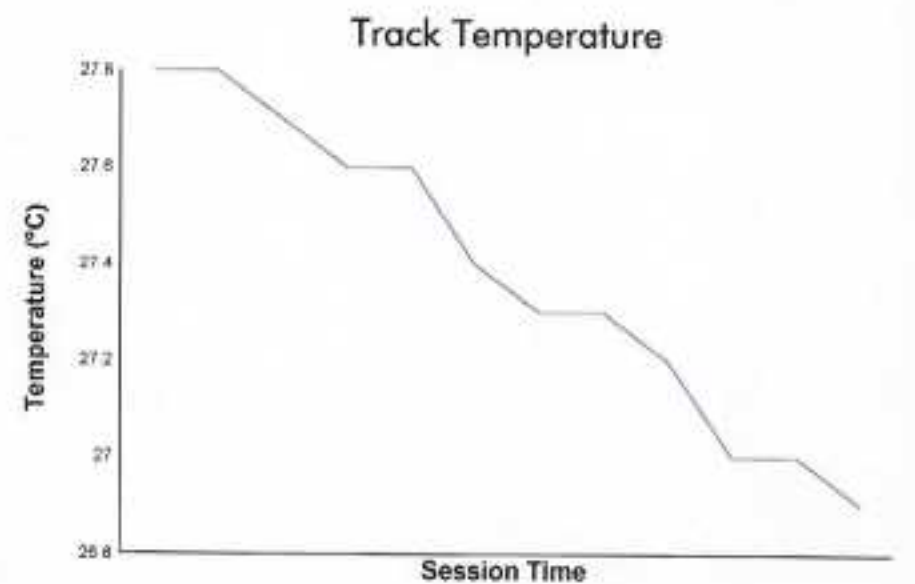
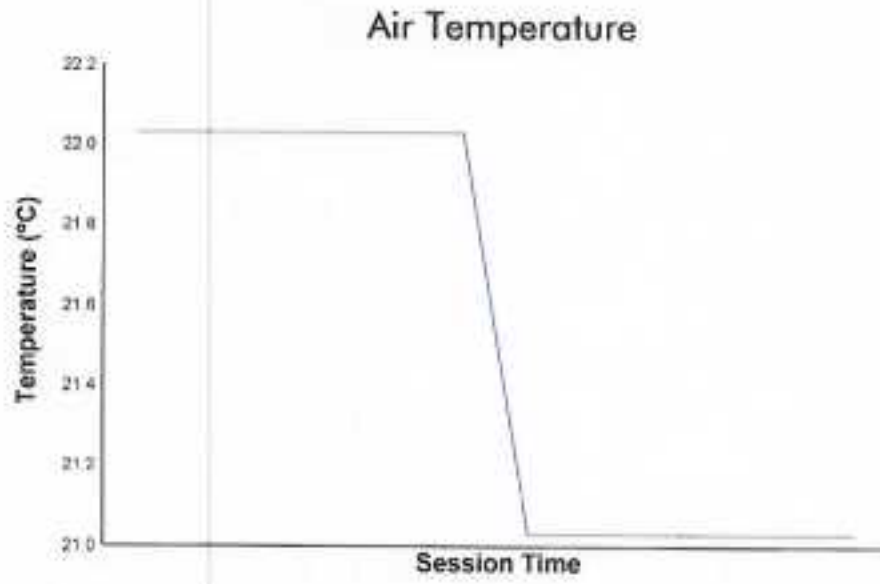
OMAN 2

OMN

1	1:15.916	35.279	20.155	20.482	48.6	1:15.916
2	1:03.626	23.341	19.897	20.388	57.9	2:19.542
3	1:03.684	23.045	20.184	20.455	57.9	3:23.226
4	1:03.462	23.276	19.672	20.514	58.1	4:26.688
5	1:03.579	23.487	19.836	20.256	58.0	5:30.267
6	1:03.211	23.103	19.816	20.292	58.3	6:33.478
7	2:37.801B	23.080	19.803	1:54.918	23.4	9:11.279
8	1:09.847	27.828	20.459	21.560	52.8	10:21.126



MENA Karting Nations Cup 2024
R390 ELITE
 Endurance Practice/Qualifying
 Weather Report



Track Status: **DRY**

