

2024 FIM Mini GP Qatar Round 1

2024 FIM Mini GP Qatar Round 1

LCSC TRACK 1.124 km

Final Entry List

19-Jan-24 05:45 PM

Practice

No.	Name	Nat	Make	Model/Engine	CC
7	Jake FRANKLIN				
9	Mohammed AL MUTAWA				
12	Mahmoud ELBANNA				
25	Nolann MACARY				
51	Aaron ROBINSON				
53	Riley ROBINSON				
83	Marton BELLELI				

Chief of Timing & Scoring

Orbits

Race Director

[www.mylaps.com](http://www.mylaps.com)

2024 FIM Mini GP Qatar Round 1

2024 FIM Mini GP Qatar Round 1

LCSC TRACK 1.124 km

Final Entry List

19-Jan-24 05:45 PM

Practice

No.	Name	Nat	Make	Model/Engine	CC
7	Jake FRANKLIN				
9	Mohammed AL MUTAWA				
12	Mahmoud ELBANNA				
25	Nolann MACARY				
51	Aaron ROBINSON				
53	Riley ROBINSON				
83	Marton BELLELI				

2024 FIM Mini GP Qatar Round 1

Sorted on Best Lap time

2024 FIM Mini GP Qatar Round 1

LCSC TRACK 1.124 km

FIM Mini GP Qatar Free Practice 1

19-Jan-24 06:00 PM

Practice (20:00 Time) started at 18:00:00

Pos	No.	Name	Laps	Best Tm	Diff	Gap	In Lap	Best Speed	Total Tm
1	25	Nolann MACARY	17	55.824			17	72.485	20:00.153
2	12	Mahmoud ELBANNA	15	57.653	1.829	1.829	14	70.185	20:17.960
3	83	Marton BELLELI	16	57.963	2.139	0.310	15	69.810	20:13.325
4	51	Aaron ROBINSON	17	59.694	3.870	1.731	17	67.786	18:20.364
5	7	Jake FRANKLIN	14	1:00.696	4.872	1.002	10	66.667	15:32.603
6	9	Mohammed AL MUTAWA	17	1:00.788	4.964	0.092	11	66.566	19:05.769
7	53	Riley ROBINSON	18	1:02.127	6.303	1.339	18	65.131	20:59.510

Chief of Timing & Scoring

Orbits

Race Director

www.mylaps.com

2024 FIM Mini GP Qatar Round 1

Sorted on Best Lap time

2024 FIM Mini GP Qatar Round 1

LCSC TRACK 1.124 km

FIM Mini GP Qatar Free Practice 1

19-Jan-24 06:00 PM

Practice (20:00 Time) started at 18:00:00

Pos	No.	Name	Laps	Best Tm	Diff	Gap	In Lap	Best Speed	Total Tm
1	25	Nolann MACARY	17	55.824			17	72.485	20:00.153
2	12	Mahmoud ELBANNA	15	57.653	1.829	1.829	14	70.185	20:17.960
3	83	Marton BELLELI	16	57.963	2.139	0.310	15	69.810	20:13.325
4	51	Aaron ROBINSON	17	59.694	3.870	1.731	17	67.786	18:20.364
5	7	Jake FRANKLIN	14	1:00.696	4.872	1.002	10	66.667	15:32.603
6	9	Mohammed AL MUTAWA	17	1:00.788	4.964	0.092	11	66.566	19:05.769
7	53	Riley ROBINSON	18	1:02.127	6.303	1.339	18	65.131	20:59.510

2024 FIM Mini GP Qatar Round 1

2024 FIM Mini GP Qatar Round 1

LCSC TRACK 1.124 km

FIM Mini GP Qatar Free Practice 1

19-Jan-24 06:00 PM

Practice (20:00 Time) started at 18:00:00

Lap	Lap Tm	Diff	Time of Day
<b>(25) Nolann MACARY</b>			
1	1:16.877	+21.053	18:01:22.227
2	1:03.398	+7.574	18:02:25.625
3	1:00.390	+4.566	18:03:26.015
4	2:09.377	+1:13.553	18:05:35.392
5	1:08.273	+12.449	18:06:43.665
6	58.968	+3.144	18:07:42.633
7	1:00.105	+4.281	18:08:42.738
8	57.356	+1.532	18:09:40.094
9	56.626	+0.802	18:10:36.720
10	2:39.959	+1:44.135	18:13:16.679
11	1:03.649	+7.825	18:14:20.328
12	56.501	+0.677	18:15:16.829
13	56.938	+1.114	18:16:13.767
14	55.983	+0.159	18:17:09.750
15	55.836	+0.012	18:18:05.586
16	59.397	+3.573	18:19:04.983
17	<b>55.824</b>		18:20:00.807
<b>(12) Mahmoud ELBANNA</b>			
1	1:24.880	+27.227	18:01:48.558
2	1:09.045	+11.392	18:02:57.603
3	1:01.823	+4.170	18:03:59.426
4	59.356	+1.703	18:04:58.782
5	58.467	+0.814	18:05:57.249
6	58.095	+0.442	18:06:55.344
7	58.260	+0.607	18:07:53.604
8	58.297	+0.644	18:08:51.901
9	57.950	+0.297	18:09:49.851
10	5:20.432	+4:22.779	18:15:10.283
11	1:16.347	+18.694	18:16:26.630
12	58.547	+0.894	18:17:25.177
13	58.028	+0.375	18:18:23.205
14	<b>57.653</b>		18:19:20.858
15	57.756	+0.103	18:20:18.614
<b>(83) Marton BELLELI</b>			
1	1:13.114	+15.151	18:01:58.951
2	1:02.715	+4.752	18:03:01.666
3	1:01.452	+3.489	18:04:03.118
4	58.800	+0.837	18:05:01.918
5	58.632	+0.669	18:06:00.550
6	1:00.215	+2.252	18:07:00.765
7	58.395	+0.432	18:07:59.160
8	59.429	+1.466	18:08:58.589
9	58.005	+0.042	18:09:56.594
10	4:13.577	+3:15.614	18:14:10.171
11	1:13.425	+15.462	18:15:23.596
12	58.320	+0.357	18:16:21.916
13	58.017	+0.054	18:17:19.933
14	58.002	+0.039	18:18:17.935
15	<b>57.963</b>		18:19:15.898
16	58.081	+0.118	18:20:13.979
<b>(51) Aaron ROBINSON</b>			
1	1:18.297	+18.603	18:01:24.514
2	1:05.921	+6.227	18:02:30.435
3	1:02.904	+3.210	18:03:33.339
4	1:03.261	+3.567	18:04:36.600
5	1:02.955	+3.261	18:05:39.555

Lap	Lap Tm	Diff	Time of Day
6	1:03.168	+3.474	18:06:42.723
7	1:00.989	+1.295	18:07:43.712
8	1:00.988	+1.294	18:08:44.700
9	1:06.883	+7.189	18:09:51.583
10	1:12.741	+13.047	18:11:04.324
11	1:07.497	+7.803	18:12:11.821
12	1:01.149	+1.455	18:13:12.970
13	1:00.901	+1.207	18:14:13.871
14	1:00.487	+0.793	18:15:14.358
15	1:00.197	+0.503	18:16:14.555
16	1:06.769	+7.075	18:17:21.324
17	<b>59.694</b>		18:18:21.018
<b>(7) Jake FRANKLIN</b>			
1	1:30.357	+29.661	18:01:38.229
2	1:18.259	+17.563	18:02:56.488
3	1:10.731	+10.035	18:04:07.219
4	1:03.505	+2.809	18:05:10.724
5	1:01.837	+1.141	18:06:12.561
6	1:01.687	+0.991	18:07:14.248
7	1:01.977	+1.281	18:08:16.225
8	1:04.721	+4.025	18:09:20.946
9	1:01.018	+0.322	18:10:21.964
10	<b>1:00.696</b>		18:11:22.660
11	1:02.205	+1.509	18:12:24.865
12	1:06.483	+5.787	18:13:31.348
13	1:00.917	+0.221	18:14:32.265
14	1:00.992	+0.296	18:15:33.257
<b>(9) Mohammed AL MUTAWA</b>			
1	1:22.880	+22.092	18:01:30.897
2	1:06.102	+5.314	18:02:36.999
3	1:05.259	+4.471	18:03:42.258
4	1:02.814	+2.026	18:04:45.072
5	1:01.759	+0.971	18:05:46.831
6	1:01.347	+0.559	18:06:48.178
7	1:02.693	+1.905	18:07:50.871
8	1:13.670	+12.882	18:09:04.541
9	1:06.897	+6.109	18:10:11.438
10	1:00.830	+0.042	18:11:12.268
11	<b>1:00.788</b>		18:12:13.056
12	1:01.367	+0.579	18:13:14.423
13	1:01.262	+0.474	18:14:15.685
14	1:40.580	+39.792	18:15:56.265
15	1:05.400	+4.612	18:17:01.665
16	1:01.925	+1.137	18:18:03.590
17	1:02.833	+2.045	18:19:06.423
<b>(53) Riley ROBINSON</b>			
1	1:21.700	+19.573	18:01:29.069
2	1:07.572	+5.445	18:02:36.641
3	1:05.539	+3.412	18:03:42.180
4	1:03.846	+1.719	18:04:46.026
5	1:03.507	+1.380	18:05:49.533
6	1:03.534	+1.407	18:06:53.067
7	1:05.653	+3.526	18:07:58.720
8	1:03.764	+1.637	18:09:02.484
9	1:02.662	+0.535	18:10:05.146
10	1:03.370	+1.243	18:11:08.516
11	1:02.881	+0.754	18:12:11.397
12	1:02.767	+0.640	18:13:14.164

Chief of Timing & Scoring

Orbits

Race Director



2024 FIM Mini GP Qatar Round 1

Sorted on Best Lap time

2024 FIM Mini GP Qatar Round 1

LCSC TRACK 1.124 km

FIM Mini GP Qatar Free Practice 2

19-Jan-24 06:50 PM

Practice (20:00 Time) started at 18:50:00

Pos	No.	Name	Laps	Best Tm	Diff	Gap	In Lap	Best Speed	Total Tm
1	25	Nolann MACARY	18	55.418			18	73.016	19:04.505
2	12	Mahmoud ELBANNA	16	57.122	1.704	1.704	8	70.838	20:21.436
3	83	Marton BELLELI	17	57.796	2.378	0.674	14	70.012	20:09.867
4	51	Aaron ROBINSON	15	59.455	4.037	1.659	9	68.058	20:49.804
5	9	Mohammed AL MUTAWA	19	59.764	4.346	0.309	14	67.706	20:41.625
6	7	Jake FRANKLIN	17	59.848	4.430	0.084	12	67.611	20:50.573
7	53	Riley ROBINSON	20	1:00.180	4.762	0.332	17	67.238	20:41.936

Chief of Timing & Scoring

Orbits

Race Director

www.mylaps.com

2024 FIM Mini GP Qatar Round 1

Sorted on Best Lap time

2024 FIM Mini GP Qatar Round 1

LCSC TRACK 1.124 km

FIM Mini GP Qatar Free Practice 2

19-Jan-24 06:50 PM

Practice (20:00 Time) started at 18:50:00

Pos	No.	Name	Laps	Best Tm	Diff	Gap	In Lap	Best Speed	Total Tm
1	25	Nolann MACARY	18	55.418			18	73.016	19:04.505
2	12	Mahmoud ELBANNA	16	57.122	1.704	1.704	8	70.838	20:21.436
3	83	Marton BELLELI	17	57.796	2.378	0.674	14	70.012	20:09.867
4	51	Aaron ROBINSON	15	59.455	4.037	1.659	9	68.058	20:49.804
5	9	Mohammed AL MUTAWA	19	59.764	4.346	0.309	14	67.706	20:41.625
6	7	Jake FRANKLIN	17	59.848	4.430	0.084	12	67.611	20:50.573
7	53	Riley ROBINSON	20	1:00.180	4.762	0.332	17	67.238	20:41.936

2024 FIM Mini GP Qatar Round 1

2024 FIM Mini GP Qatar Round 1

LCSC TRACK 1.124 km

FIM Mini GP Qatar Free Practice 2

19-Jan-24 06:50 PM

Practice (20:00 Time) started at 18:50:00

Lap	Lap Tm	Diff	Time of Day
<b>(25) Nolann MACARY</b>			
1	1:15.077	+19.659	18:51:22.231
2	1:04.695	+9.277	18:52:26.926
3	1:00.269	+4.851	18:53:27.195
4	59.052	+3.634	18:54:26.247
5	56.735	+1.317	18:55:22.982
6	56.738	+1.320	18:56:19.720
7	55.869	+0.451	18:57:15.589
8	56.007	+0.589	18:58:11.596
9	55.760	+0.342	18:59:07.356
10	55.639	+0.221	19:00:02.995
11	55.491	+0.073	19:00:58.486
12	2:15.641	+1:20.223	19:03:14.127
13	1:10.454	+15.036	19:04:24.581
14	58.013	+2.595	19:05:22.594
15	55.788	+0.370	19:06:18.382
16	55.585	+0.167	19:07:13.967
17	55.576	+0.158	19:08:09.543
18	<b>55.418</b>		19:09:04.961
<b>(12) Mahmoud ELBANNA</b>			
1	1:21.928	+24.806	18:52:02.193
2	1:03.570	+6.448	18:53:05.763
3	1:00.260	+3.138	18:54:06.023
4	58.130	+1.008	18:55:04.153
5	57.659	+0.537	18:56:01.812
6	57.276	+0.154	18:56:59.088
7	57.254	+0.132	18:57:56.342
8	<b>57.122</b>		18:58:53.464
9	57.292	+0.170	18:59:50.756
10	57.154	+0.032	19:00:47.910
11	4:31.144	+3:34.022	19:05:19.054
12	1:12.529	+15.407	19:06:31.583
13	57.594	+0.472	19:07:29.177
14	57.421	+0.299	19:08:26.598
15	57.323	+0.201	19:09:23.921
16	57.971	+0.849	19:10:21.892
<b>(83) Marton BELLELI</b>			
1	1:15.660	+17.864	18:51:45.710
2	1:03.163	+5.367	18:52:48.873
3	58.440	+0.644	18:53:47.313
4	59.056	+1.260	18:54:46.369
5	58.354	+0.558	18:55:44.723
6	58.131	+0.335	18:56:42.854
7	58.044	+0.248	18:57:40.898
8	57.944	+0.148	18:58:38.842
9	1:03.229	+5.433	18:59:42.071
10	2:28.891	+1:31.095	19:02:10.962
11	1:08.777	+10.981	19:03:19.739
12	58.215	+0.419	19:04:17.954
13	58.096	+0.300	19:05:16.050
14	<b>57.796</b>		19:06:13.846
15	1:43.742	+45.946	19:07:57.588
16	1:14.751	+16.955	19:09:12.339
17	57.984	+0.188	19:10:10.323
<b>(51) Aaron ROBINSON</b>			
1	1:15.158	+15.703	18:51:23.173
2	1:02.032	+2.577	18:52:25.205

Lap	Lap Tm	Diff	Time of Day
3	1:00.482	+1.027	18:53:25.687
4	1:01.379	+1.924	18:54:27.066
5	1:00.050	+0.595	18:55:27.116
6	1:00.051	+0.596	18:56:27.167
7	59.846	+0.391	18:57:27.013
8	59.819	+0.364	18:58:26.832
9	<b>59.455</b>		18:59:26.287
10	1:04.391	+4.936	19:00:30.678
11	2:02.065	+1:02.610	19:02:32.743
12	2:21.012	+1:21.557	19:04:53.755
13	1:09.225	+9.770	19:06:02.980
14	3:40.436	+2:40.981	19:09:43.416
15	1:06.844	+7.389	19:10:50.260
<b>(9) Mohammed AL MUTAWA</b>			
1	1:16.914	+17.150	18:51:25.807
2	1:04.625	+4.861	18:52:30.432
3	1:02.326	+2.562	18:53:32.758
4	1:01.725	+1.961	18:54:34.483
5	1:00.752	+0.988	18:55:35.235
6	1:00.819	+1.055	18:56:36.054
7	1:00.251	+0.487	18:57:36.305
8	1:00.564	+0.800	18:58:36.869
9	1:02.358	+2.594	18:59:39.227
10	1:00.722	+0.958	19:00:39.949
11	1:47.133	+47.369	19:02:27.082
12	1:06.048	+6.284	19:03:33.130
13	1:06.624	+6.860	19:04:39.754
14	<b>59.764</b>		19:05:39.518
15	1:00.701	+0.937	19:06:40.219
16	1:00.243	+0.479	19:07:40.462
17	1:00.583	+0.819	19:08:41.045
18	1:00.713	+0.949	19:09:41.758
19	1:00.323	+0.559	19:10:42.081
<b>(7) Jake FRANKLIN</b>			
1	1:21.259	+21.411	18:51:30.319
2	1:10.372	+10.524	18:52:40.691
3	1:05.246	+5.398	18:53:45.937
4	1:01.753	+1.905	18:54:47.690
5	1:00.952	+1.104	18:55:48.642
6	1:00.828	+0.980	18:56:49.470
7	1:00.264	+0.416	18:57:49.734
8	1:00.665	+0.817	18:58:50.399
9	1:02.865	+3.017	18:59:53.264
10	1:00.277	+0.429	19:00:53.541
11	1:00.568	+0.720	19:01:54.109
12	<b>59.848</b>		19:02:53.957
13	3:39.589	+2:39.741	19:06:33.546
14	1:17.401	+17.553	19:07:50.947
15	59.957	+0.109	19:08:50.904
16	1:00.141	+0.293	19:09:51.045
17	59.984	+0.136	19:10:51.029
<b>(53) Riley ROBINSON</b>			
1	1:14.984	+14.804	18:51:23.342
2	1:03.050	+2.870	18:52:26.392
3	1:01.712	+1.532	18:53:28.104
4	1:00.983	+0.803	18:54:29.087
5	1:00.482	+0.302	18:55:29.569
6	1:00.681	+0.501	18:56:30.250

Chief of Timing & Scoring

Orbits

Race Director

2024 FIM Mini GP Qatar Round 1


2024 FIM Mini GP Qatar Round 1

LCSC TRACK 1.124 km

FIM Mini GP Qatar Free Practice 2

19-Jan-24 06:50 PM

Practice (20:00 Time) started at 18:50:00



Lap	Lap Tm	Diff	Time of Day
-----	--------	------	-------------

Lap	Lap Tm	Diff	Time of Day
-----	--------	------	-------------

Lap	Lap Tm	Diff	Time of Day
-----	--------	------	-------------

2024 FIM Mini GP Qatar Round 1

Sorted on Best Lap time

2024 FIM Mini GP Qatar Round 1

LCSC TRACK 1.124 km

FIM Mini GP Qatar Qualifying Practice 1

19-Jan-24 07:40 PM

Qualifying (20:00 Time) started at 19:40:00

Pos	No.	Name	Laps	Best Tm	Diff	Gap	In Lap	Best Speed	Total Tm
1	25	Nolann MACARY	18	55.187			17	73.322	21:01.854
2	12	Mahmoud ELBANNA	18	56.973	1.786	1.786	17	71.023	20:39.379
3	83	Marton BELLELI	18	57.512	2.325	0.539	13	70.357	21:17.067
4	7	Jake FRANKLIN	15	58.837	3.650	1.325	12	68.773	21:12.080
5	9	Mohammed AL MUTAWA	17	59.863	4.676	1.026	9	67.594	20:28.122
6	51	Aaron ROBINSON	12	1:00.371	5.184	0.508	11	67.026	20:29.187
7	53	Riley ROBINSON	16	1:01.365	6.178	0.994	8	65.940	20:14.647

Chief of Timing & Scoring

Orbits

Race Director

www.mylaps.com

2024 FIM Mini GP Qatar Round 1

Sorted on Best Lap time

2024 FIM Mini GP Qatar Round 1

LCSC TRACK 1.124 km

FIM Mini GP Qatar Qualifying Practice 1

19-Jan-24 07:40 PM

Qualifying (20:00 Time) started at 19:40:00

Pos	No.	Name	Laps	Best Tm	Diff	Gap	In Lap	Best Speed	Total Tm
1	25	Nolann MACARY	18	55.187			17	73.322	21:01.854
2	12	Mahmoud ELBANNA	18	56.973	1.786	1.786	17	71.023	20:39.379
3	83	Marton BELLELI	18	57.512	2.325	0.539	13	70.357	21:17.067
4	7	Jake FRANKLIN	15	58.837	3.650	1.325	12	68.773	21:12.080
5	9	Mohammed AL MUTAWA	17	59.863	4.676	1.026	9	67.594	20:28.122
6	51	Aaron ROBINSON	12	1:00.371	5.184	0.508	11	67.026	20:29.187
7	53	Riley ROBINSON	16	1:01.365	6.178	0.994	8	65.940	20:14.647

Licensed to: LCSC

Printed: 19-Jan-24 8:05:15 PM

2024 FIM Mini GP Qatar Round 1

2024 FIM Mini GP Qatar Round 1

LCSC TRACK 1.124 km

FIM Mini GP Qatar Qualifying Practice 1

19-Jan-24 07:40 PM

Qualifying (20:00 Time) started at 19:40:00

Lap	Lap Tm	Diff	Time of Day
<b>(25) Nolann MACARY</b>			
1	1:17.608	+22.421	19:41:24.879
2	1:01.629	+6.442	19:42:26.508
3	1:01.623	+6.436	19:43:28.131
4	57.169	+1.982	19:44:25.300
5	56.585	+1.398	19:45:21.885
6	56.023	+0.836	19:46:17.908
7	56.214	+1.027	19:47:14.122
8	56.090	+0.903	19:48:10.212
9	56.492	+1.305	19:49:06.704
10	55.373	+0.186	19:50:02.077
11	55.516	+0.329	19:50:57.593
12	1:00.098	+4.911	19:51:57.691
13	55.252	+0.065	19:52:52.943
14	3:22.872	+2:27.685	19:56:15.815
15	1:06.489	+11.302	19:57:22.304
16	57.625	+2.438	19:58:19.929
17	<b>55.187</b>		19:59:15.116
18	1:46.738	+51.551	20:01:01.854
<b>(12) Mahmoud ELBANNA</b>			
1	1:21.251	+24.278	19:42:10.410
2	1:03.795	+6.822	19:43:14.205
3	58.207	+1.234	19:44:12.412
4	57.658	+0.685	19:45:10.070
5	57.165	+0.192	19:46:07.235
6	57.286	+0.313	19:47:04.521
7	57.146	+0.173	19:48:01.667
8	1:59.646	+1:02.673	19:50:01.313
9	1:14.747	+17.774	19:51:16.060
10	57.270	+0.297	19:52:13.330
11	57.529	+0.556	19:53:10.859
12	1:08.328	+11.355	19:54:19.187
13	57.138	+0.165	19:55:16.325
14	1:04.430	+7.457	19:56:20.755
15	57.303	+0.330	19:57:18.058
16	1:02.546	+5.573	19:58:20.604
17	<b>56.973</b>		19:59:17.577
18	1:21.802	+24.829	20:00:39.379
<b>(83) Marton BELLELI</b>			
1	1:16.148	+18.636	19:41:46.028
2	1:02.937	+5.425	19:42:48.965
3	58.677	+1.165	19:43:47.642
4	58.267	+0.755	19:44:45.909
5	1:17.246	+19.734	19:46:03.155
6	1:08.252	+10.740	19:47:11.407
7	58.574	+1.062	19:48:09.981
8	57.822	+0.310	19:49:07.803
9	2:07.489	+1:09.977	19:51:15.292
10	1:07.500	+9.988	19:52:22.792
11	58.193	+0.681	19:53:20.985
12	57.679	+0.167	19:54:18.664
13	<b>57.512</b>		19:55:16.176
14	1:28.856	+31.344	19:56:45.032
15	1:15.159	+17.647	19:58:00.191
16	57.990	+0.478	19:58:58.181
17	58.160	+0.648	19:59:56.341
18	1:20.726	+23.214	20:01:17.067

Lap	Lap Tm	Diff	Time of Day
<b>(7) Jake FRANKLIN</b>			
1	1:23.888	+25.051	19:41:28.128
2	1:08.013	+9.176	19:42:36.141
3	1:05.174	+6.337	19:43:41.315
4	1:00.165	+1.328	19:44:41.480
5	1:16.359	+17.522	19:45:57.839
6	1:12.300	+13.463	19:47:10.139
7	1:00.638	+1.801	19:48:10.777
8	59.596	+0.759	19:49:10.373
9	59.507	+0.670	19:50:09.880
10	58.956	+0.119	19:51:08.836
11	59.155	+0.318	19:52:07.991
12	<b>58.837</b>		19:53:06.828
13	59.253	+0.416	19:54:06.081
14	5:13.699	+4:14.862	19:59:19.780
15	1:52.300	+53.463	20:01:12.080
<b>(9) Mohammed AL MUTAWA</b>			
1	1:25.518	+25.655	19:41:29.092
2	1:08.049	+8.186	19:42:37.141
3	1:02.461	+2.598	19:43:39.602
4	1:01.188	+1.325	19:44:40.790
5	1:02.547	+2.684	19:45:43.337
6	1:00.597	+0.734	19:46:43.934
7	1:00.021	+0.158	19:47:43.955
8	59.889	+0.026	19:48:43.844
9	<b>59.863</b>		19:49:43.707
10	59.879	+0.016	19:50:43.586
11	1:59.715	+59.852	19:52:43.301
12	1:06.358	+6.495	19:53:49.659
13	1:00.449	+0.586	19:54:50.108
14	1:00.768	+0.905	19:55:50.876
15	1:03.549	+3.686	19:56:54.425
16	1:00.104	+0.241	19:57:54.529
17	2:33.593	+1:33.730	20:00:28.122
<b>(51) Aaron ROBINSON</b>			
1	1:16.163	+15.792	19:41:28.360
2	1:05.795	+5.424	19:42:34.155
3	1:00.678	+0.307	19:43:34.833
4	1:00.918	+0.547	19:44:35.751
5	1:00.855	+0.484	19:45:36.606
6	1:02.553	+2.182	19:46:39.159
7	1:02.167	+1.796	19:47:41.326
8	1:10.925	+10.554	19:48:52.251
9	1:09.813	+9.442	19:50:02.064
10	1:00.384	+0.013	19:51:02.448
11	<b>1:00.371</b>		19:52:02.819
12	8:26.368	+7:25.997	20:00:29.187
<b>(53) Riley ROBINSON</b>			
1	4:26.343	+3:24.978	19:44:30.227
2	1:13.854	+12.489	19:45:44.081
3	1:03.313	+1.948	19:46:47.394
4	1:03.138	+1.773	19:47:50.532
5	1:02.467	+1.102	19:48:52.999
6	1:02.131	+0.766	19:49:55.130
7	1:01.976	+0.611	19:50:57.106
8	<b>1:01.365</b>		19:51:58.471
9	1:01.699	+0.334	19:53:00.170
10	1:01.789	+0.424	19:54:01.959

Chief of Timing & Scoring

Orbits

Race Director

2024 FIM Mini GP Qatar Round 1


2024 FIM Mini GP Qatar Round 1

LCSC TRACK 1.124 km

FIM Mini GP Qatar Qualifying Practice 1

19-Jan-24 07:40 PM

Qualifying (20:00 Time) started at 19:40:00



Lap Lap Tm Diff Time of Day

Lap Lap Tm Diff Time of Day

Lap Lap Tm Diff Time of Day

2024 FIM Mini GP Qatar Round 1

Sorted on Best Lap time

2024 FIM Mini GP Qatar Round 1

LCSC TRACK 1.124 km

FIM Mini GP Qatar Qualifying Practice 2

19-Jan-24 08:20 PM

Qualifying (20:00 Time) started at 20:20:00

Pos	No.	Name	Laps	Best Tm	Diff	Gap	In Lap	Best Speed	Total Tm
1	12	Mahmoud ELBANNA	15	57.109			4	70.854	20:00.487
2	83	Marton BELLELI	15	57.330	0.221	0.221	13	70.581	20:45.728
3	25	Nolann MACARY	18	57.826	0.717	0.496	11	69.975	20:01.262
4	51	Aaron ROBINSON	19	58.695	1.586	0.869	13	68.939	20:03.170
5	7	Jake FRANKLIN	16	58.984	1.875	0.289	13	68.602	20:21.713
6	9	Mohammed AL MUTAWA	18	59.569	2.460	0.585	9	67.928	20:03.334
7	53	Riley ROBINSON	19	1:00.149	3.040	0.580	18	67.273	20:02.030

Chief of Timing & Scoring

Orbits

Race Director

www.mylaps.com

2024 FIM Mini GP Qatar Round 1

Sorted on Best Lap time

2024 FIM Mini GP Qatar Round 1

LCSC TRACK 1.124 km

FIM Mini GP Qatar Qualifying Practice 2

19-Jan-24 08:20 PM

Qualifying (20:00 Time) started at 20:20:00

Pos	No.	Name	Laps	Best Tm	Diff	Gap	In Lap	Best Speed	Total Tm
1	12	Mahmoud ELBANNA	15	57.109			4	70.854	20:00.487
2	83	Marton BELLELI	15	57.330	0.221	0.221	13	70.581	20:45.728
3	25	Nolann MACARY	18	57.826	0.717	0.496	11	69.975	20:01.262
4	51	Aaron ROBINSON	19	58.695	1.586	0.869	13	68.939	20:03.170
5	7	Jake FRANKLIN	16	58.984	1.875	0.289	13	68.602	20:21.713
6	9	Mohammed AL MUTAWA	18	59.569	2.460	0.585	9	67.928	20:03.334
7	53	Riley ROBINSON	19	1:00.149	3.040	0.580	18	67.273	20:02.030

Licensed to: LCSC

Printed: 19-Jan-24 8:41:45 PM

2024 FIM Mini GP Qatar Round 1

2024 FIM Mini GP Qatar Round 1

LCSC TRACK 1.124 km

FIM Mini GP Qatar Qualifying Practice 2

19-Jan-24 08:20 PM

Qualifying (20:00 Time) started at 20:20:00

Lap	Lap Tm	Diff	Time of Day
<b>(12) Mahmoud ELBANNA</b>			
1	1:22.240	+25.131	20:26:19.553
2	1:00.436	+3.327	20:27:19.989
3	58.353	+1.244	20:28:18.342
4	<b>57.109</b>		20:29:15.451
5	57.177	+0.068	20:30:12.628
6	57.357	+0.248	20:31:09.985
7	58.636	+1.527	20:32:08.621
8	58.075	+0.966	20:33:06.696
9	57.773	+0.664	20:34:04.469
10	1:03.692	+6.583	20:35:08.161
11	57.498	+0.389	20:36:05.659
12	57.764	+0.655	20:37:03.423
13	57.925	+0.816	20:38:01.348
14	59.435	+2.326	20:39:00.783
15	59.704	+2.595	20:40:00.487
<b>(83) Marton BELLELI</b>			
1	1:17.433	+20.103	20:23:57.262
2	1:04.539	+7.209	20:25:01.801
3	59.624	+2.294	20:26:01.425
4	58.246	+0.916	20:26:59.671
5	58.142	+0.812	20:27:57.813
6	57.863	+0.533	20:28:55.676
7	58.006	+0.676	20:29:53.682
8	57.746	+0.416	20:30:51.428
9	2:30.244	+1:32.914	20:33:21.672
10	1:12.056	+14.726	20:34:33.728
11	57.898	+0.568	20:35:31.626
12	57.515	+0.185	20:36:29.141
13	<b>57.330</b>		20:37:26.471
14	57.652	+0.322	20:38:24.123
15	2:21.605	+1:24.275	20:40:45.728
<b>(25) Nolann MACARY</b>			
1	1:13.560	+15.734	20:21:22.393
2	1:02.639	+4.813	20:22:25.032
3	1:01.404	+3.578	20:23:26.436
4	2:28.097	+1:30.271	20:25:54.533
5	1:13.869	+16.043	20:27:08.402
6	57.884	+0.058	20:28:06.286
7	58.288	+0.462	20:29:04.574
8	59.330	+1.504	20:30:03.904
9	58.791	+0.965	20:31:02.695
10	1:01.356	+3.530	20:32:04.051
11	<b>57.826</b>		20:33:01.877
12	58.992	+1.166	20:34:00.869
13	58.567	+0.741	20:34:59.436
14	1:00.666	+2.840	20:36:00.102
15	59.228	+1.402	20:36:59.330
16	1:00.197	+2.371	20:37:59.527
17	1:02.851	+5.025	20:39:02.378
18	58.884	+1.058	20:40:01.262
<b>(51) Aaron ROBINSON</b>			
1	1:50.026	+51.331	20:21:58.301
2	1:09.019	+10.324	20:23:07.320
3	1:01.367	+2.672	20:24:08.687
4	59.975	+1.280	20:25:08.662
5	1:00.062	+1.367	20:26:08.724

Lap	Lap Tm	Diff	Time of Day
6	59.351	+0.656	20:27:08.075
7	59.101	+0.406	20:28:07.176
8	59.189	+0.494	20:29:06.365
9	59.382	+0.687	20:30:05.747
10	59.486	+0.791	20:31:05.233
11	58.876	+0.181	20:32:04.109
12	59.071	+0.376	20:33:03.180
13	<b>58.695</b>		20:34:01.875
14	59.080	+0.385	20:35:00.955
15	58.825	+0.130	20:35:59.780
16	1:01.158	+2.463	20:37:00.938
17	1:01.031	+2.336	20:38:01.969
18	1:00.221	+1.526	20:39:02.190
19	1:00.980	+2.285	20:40:03.170
<b>(7) Jake FRANKLIN</b>			
1	1:17.756	+18.772	20:23:58.538
2	1:04.194	+5.210	20:25:02.732
3	1:02.536	+3.552	20:26:05.268
4	59.689	+0.705	20:27:04.957
5	59.765	+0.781	20:28:04.722
6	59.698	+0.714	20:29:04.420
7	59.327	+0.343	20:30:03.747
8	59.777	+0.793	20:31:03.524
9	1:05.345	+6.361	20:32:08.869
10	1:54.905	+55.921	20:34:03.774
11	1:12.448	+13.464	20:35:16.222
12	59.724	+0.740	20:36:15.946
13	<b>58.984</b>		20:37:14.930
14	58.988	+0.004	20:38:13.918
15	58.598	-0.386	20:39:12.516
16	1:09.197	+10.213	20:40:21.713
<b>(9) Mohammed AL MUTAWA</b>			
1	1:17.058	+17.489	20:21:29.942
2	1:18.350	+18.781	20:22:48.292
3	1:10.599	+11.030	20:23:58.891
4	1:04.136	+4.567	20:25:03.027
5	1:02.485	+2.916	20:26:05.512
6	1:00.039	+0.470	20:27:05.551
7	59.789	+0.220	20:28:05.340
8	1:00.169	+0.600	20:29:05.509
9	<b>59.569</b>		20:30:05.078
10	1:46.099	+46.530	20:31:51.177
11	1:04.742	+5.173	20:32:55.919
12	1:00.707	+1.138	20:33:56.626
13	1:00.805	+1.236	20:34:57.431
14	1:01.392	+1.823	20:35:58.823
15	1:00.384	+0.815	20:36:59.207
16	1:01.719	+2.150	20:38:00.926
17	1:01.795	+2.226	20:39:02.721
18	1:00.613	+1.044	20:40:03.334
<b>(53) Riley ROBINSON</b>			
1	1:14.524	+14.375	20:21:19.932
2	1:04.911	+4.762	20:22:24.843
3	1:03.175	+3.026	20:23:28.018
4	1:04.270	+4.121	20:24:32.288
5	1:04.656	+4.507	20:25:36.944
6	1:02.914	+2.765	20:26:39.858
7	1:02.200	+2.051	20:27:42.058

Chief of Timing & Scoring

Orbits

Race Director

2024 FIM Mini GP Qatar Round 1


2024 FIM Mini GP Qatar Round 1

LCSC TRACK 1.124 km

FIM Mini GP Qatar Qualifying Practice 2

19-Jan-24 08:20 PM

Qualifying (20:00 Time) started at 20:20:00



Lap	Lap Tm	Diff	Time of Day
-----	--------	------	-------------

Lap	Lap Tm	Diff	Time of Day
-----	--------	------	-------------

Lap	Lap Tm	Diff	Time of Day
-----	--------	------	-------------

2024 FIM Mini GP Qatar Round 1

2024 FIM Mini GP Qatar Round 1

LCSC TRACK 1.124 km

Q1 & Q2 COMBINED CLASSIFICATION

Pos	No.	Name	R1. Best Tm	R2. Best Tm	Gap	Overall BestTm
1	25	Nolann MACARY	55.187	57.826		55.187
2	12	Mahmoud ELBANNA	56.973	57.109	1.786	56.973
3	83	Marton BELLELI	57.512	57.330	0.357	57.330
4	51	Aaron ROBINSON	1:00.371	58.695	1.365	58.695
5	7	Jake FRANKLIN	58.837	58.984	0.142	58.837
6	9	Mohammed AL MUTAWA	59.863	59.569	0.732	59.569
7	53	Riley ROBINSON	1:01.365	1:00.149	0.580	1:00.149

2024 FIM Mini GP Qatar Round 1

2024 FIM Mini GP Qatar Round 1

LCSC TRACK 1.124 km

Q1 & Q2 COMBINED CLASSIFICATION

Pos	No.	Name	R1. Best Tm	R2. Best Tm	Gap	Overall BestTm
1	25	Nolann MACARY	55.187	57.826		55.187
2	12	Mahmoud ELBANNA	56.973	57.109	1.786	56.973
3	83	Marton BELLELI	57.512	57.330	0.357	57.330
4	51	Aaron ROBINSON	1:00.371	58.695	1.365	58.695
5	7	Jake FRANKLIN	58.837	58.984	0.142	58.837
6	9	Mohammed AL MUTAWA	59.863	59.569	0.732	59.569
7	53	Riley ROBINSON	1:01.365	1:00.149	0.580	1:00.149

2024 FIM Mini GP Qatar Round 1


2024 FIM Mini GP Qatar Round 1

LCSC TRACK 1.124 km

Mini GP Qatar Round 1 Provisional Starting Grid Race 1

19-Jan-24 09:00 PM

Race (18 Laps)



PROVISIONAL

POLE POSITION

3	2	1	1
83 Marton BELLELI 57.330	12 Mahmoud ELBANNA 56.973	25 Nolann MACARY 55.187	
6	5	4	2
9 Mohammed AL MUTAWA 59.569	7 Jake FRANKLIN 58.837	51 Aaron ROBINSON 58.695	
		7	3
		53 Riley ROBINSON 1:00.149	

Margin of Victory	Avg. Speed	Best Lap Tm	Best Speed	Best Lap by
-------------------	------------	-------------	------------	-------------

Chief of Timing & Scoring	Orbits
---------------------------	--------

Race Director

2024 FIM Mini GP Qatar Round 1

2024 FIM Mini GP Qatar Round 1

LCSC TRACK 1.124 km

Mini GP Qatar Round 1 Final Starting Grid Race 1

19-Jan-24 09:00 PM

Race (18 Laps)



PROVISIONAL

POLE POSITION

<b>3</b>	<b>2</b>	<b>1</b>	<b>1</b>
83 Marton BELLELI 57.330	12 Mahmoud ELBANNA 56.973	25 Nolann MACARY 55.187	
<b>6</b>	<b>5</b>	<b>4</b>	<b>2</b>
9 Mohammed AL MUTAWA 59.569	7 Jake FRANKLIN 58.837	51 Aaron ROBINSON 58.695	
		<b>7</b>	<b>3</b>
		53 Riley ROBINSON 1:00.149	

Margin of Victory	Avg. Speed	Best Lap Tm	Best Speed	Best Lap by
-------------------	------------	-------------	------------	-------------

Chief of Timing & Scoring	Orbits
Race Director	

2024 FIM Mini GP Qatar Round 1

Sorted on Laps

2024 FIM Mini GP Qatar Round 1

LCSC TRACK 1.124 km

FIM Mini GP Qatar Race 1

20-Jan-24 07:07 PM

Race (15 Laps) started at 19:07:31

Pos	No.	First Name	Last Name	Laps	Total Tm	Gap	Best Tm	Best Speed
1	25	Nolann	MACARY	15	14:18.490		56.426	71.712
2	12	Mahmoud	ELBANNA	15	14:20.017	1.527	56.597	71.495
3	83	Marton	BELLELI	15	14:41.130	21.113	57.948	69.828
4	7	Jake	FRANKLIN	15	14:58.714	17.584	59.118	68.446
5	51	Aaron	ROBINSON	15	14:59.014	0.300	58.735	68.892
6	9	Mohammed	AL MUTAWA	14	14:23.444	1 Lap	1:00.061	67.372
7	53	Riley	ROBINSON	12	15:14.146	2 Laps	1:01.664	65.620

Margin of Victory	Avg. Speed	Best Lap Tm	Best Speed	Best Lap by
1.527	70.701	56.426	71.712	25 - Nolann MACARY

Chief of Timing & Scoring

Orbits

Race Director

www.mylaps.com

Licensed to: LCSC

2024 FIM Mini GP Qatar Round 1

2024 FIM Mini GP Qatar Round 1

LCSC TRACK 1.124 km

FIM Mini GP Qatar Race 1

20-Jan-24 07:07 PM

Race (15 Laps) started at 19:07:31

Lap	Lap Tm	Diff	Time of Day
<b>(25) Nolann MACARY</b>			
1	1:01.280	+4.854	19:08:33.357
2	57.462	+1.036	19:09:30.819
3	57.465	+1.039	19:10:28.284
4	56.787	+0.361	19:11:25.071
5	56.504	+0.078	19:12:21.575
6	<b>56.426</b>		19:13:18.001
7	56.491	+0.065	19:14:14.492
8	56.458	+0.032	19:15:10.950
9	56.661	+0.235	19:16:07.611
10	56.531	+0.105	19:17:04.142
11	57.032	+0.606	19:18:01.174
12	57.009	+0.583	19:18:58.183
13	56.903	+0.477	19:19:55.086
14	57.750	+1.324	19:20:52.836
15	57.076	+0.650	19:21:49.912
<b>(12) Mahmoud ELBANNA</b>			
1	1:00.533	+3.936	19:08:32.891
2	57.678	+1.081	19:09:30.569
3	57.593	+0.996	19:10:28.162
4	57.810	+1.213	19:11:25.972
5	56.660	+0.063	19:12:22.632
6	56.810	+0.213	19:13:19.442
7	56.997	+0.400	19:14:16.439
8	56.938	+0.341	19:15:13.377
9	57.055	+0.458	19:16:10.432
10	57.008	+0.411	19:17:07.440
11	56.749	+0.152	19:18:04.189
12	57.093	+0.496	19:19:01.282
13	56.806	+0.209	19:19:58.088
14	56.754	+0.157	19:20:54.842
15	<b>56.597</b>		19:21:51.439
<b>(83) Marton BELLELI</b>			
1	1:00.585	+2.637	19:08:33.053
2	58.447	+0.499	19:09:31.500
3	58.504	+0.556	19:10:30.004
4	58.209	+0.261	19:11:28.213
5	<b>57.948</b>		19:12:26.161
6	58.210	+0.262	19:13:24.371
7	59.054	+1.106	19:14:23.425
8	58.573	+0.625	19:15:21.998
9	58.298	+0.350	19:16:20.296
10	58.518	+0.570	19:17:18.814
11	58.945	+0.997	19:18:17.759
12	58.733	+0.785	19:19:16.492
13	58.550	+0.602	19:20:15.042
14	58.578	+0.630	19:21:13.620
15	58.932	+0.984	19:22:12.552
<b>(7) Jake FRANKLIN</b>			
1	1:03.100	+3.982	19:08:36.092
2	1:00.650	+1.532	19:09:36.742
3	59.772	+0.654	19:10:36.514
4	59.748	+0.630	19:11:36.262
5	59.560	+0.442	19:12:35.822
6	59.190	+0.072	19:13:35.012
7	59.229	+0.111	19:14:34.241
8	59.311	+0.193	19:15:33.552

Lap	Lap Tm	Diff	Time of Day
9	1:00.208	+1.090	19:16:33.760
10	59.188	+0.070	19:17:32.948
11	59.952	+0.834	19:18:32.900
12	59.657	+0.539	19:19:32.557
13	<b>59.118</b>		19:20:31.675
14	59.247	+0.129	19:21:30.922
15	59.214	+0.096	19:22:30.136
<b>(51) Aaron ROBINSON</b>			
1	1:03.593	+4.858	19:08:36.471
2	1:00.606	+1.871	19:09:37.077
3	59.723	+0.988	19:10:36.800
4	59.757	+1.022	19:11:36.557
5	59.571	+0.836	19:12:36.128
6	59.268	+0.533	19:13:35.396
7	59.141	+0.406	19:14:34.537
8	59.284	+0.549	19:15:33.821
9	1:00.242	+1.507	19:16:34.063
10	59.384	+0.649	19:17:33.447
11	1:00.518	+1.783	19:18:33.965
12	59.697	+0.962	19:19:33.662
13	58.925	+0.190	19:20:32.587
14	<b>58.735</b>		19:21:31.322
15	59.114	+0.379	19:22:30.436
<b>(9) Mohammed AL MUTAWA</b>			
1	1:06.364	+6.303	19:08:39.583
2	1:01.527	+1.466	19:09:41.110
3	1:02.917	+2.856	19:10:44.027
4	1:01.109	+1.048	19:11:45.136
5	1:00.873	+0.812	19:12:46.009
6	1:00.663	+0.602	19:13:46.672
7	1:00.431	+0.370	19:14:47.103
8	<b>1:00.061</b>		19:15:47.164
9	1:00.343	+0.282	19:16:47.507
10	1:00.453	+0.392	19:17:47.960
11	1:00.265	+0.204	19:18:48.225
12	1:00.620	+0.559	19:19:48.845
13	1:00.354	+0.293	19:20:49.199
14	1:05.667	+5.606	19:21:54.866
<b>(53) Riley ROBINSON</b>			
1	1:04.076	+2.412	19:08:37.410
2	<b>1:01.664</b>		19:09:39.074
3	3:31.700	+2:30.036	19:13:10.774
4	1:07.574	+5.910	19:14:18.348
5	1:06.503	+4.839	19:15:24.851
6	1:03.345	+1.681	19:16:28.196
7	1:02.971	+1.307	19:17:31.167
8	1:04.444	+2.780	19:18:35.611
9	1:02.429	+0.765	19:19:38.040
10	1:02.433	+0.769	19:20:40.473
11	1:02.085	+0.421	19:21:42.558
12	1:03.010	+1.346	19:22:45.568

Chief of Timing & Scoring

Orbits

Race Director



2024 FIM Mini GP Qatar Round 1

Sorted on Best Lap time

2024 FIM Mini GP Qatar Round 1

LCSC TRACK 1.124 km

FIM Mini GP Qatar Warm-up

20-Jan-24 06:10 PM

Practice (10:00 Time) started at 18:10:00

Pos	No.	Name	Laps	Best Tm	Diff	Gap	In Lap	Best Speed	Total Tm
1	12	Mahmoud ELBANNA	8	57.668			7	70.167	10:02.361
2	25	Nolann MACARY	9	57.743	0.075	0.075	7	70.076	10:44.060
3	83	Marton BELLELI	10	58.332	0.664	0.589	10	69.368	10:40.353
4	51	Aaron ROBINSON	6	1:00.694	3.026	2.362	6	66.669	10:45.310
5	7	Jake FRANKLIN	9	1:01.120	3.452	0.426	6	66.204	10:03.294
6	53	Riley ROBINSON	10	1:01.400	3.732	0.280	8	65.902	10:39.832
7	9	Mohammed AL MUTAWA	9	1:01.489	3.821	0.089	7	65.807	10:07.097

Chief of Timing & Scoring

Orbits

Race Director

www.mylaps.com

2024 FIM Mini GP Qatar Round 1

Sorted on Best Lap time

2024 FIM Mini GP Qatar Round 1

LCSC TRACK 1.124 km

FIM Mini GP Qatar Warm-up

20-Jan-24 06:10 PM

Practice (10:00 Time) started at 18:10:00

Pos	No.	Name	Laps	Best Tm	Diff	Gap	In Lap	Best Speed	Total Tm
1	12	Mahmoud ELBANNA	8	57.668			7	70.167	10:02.361
2	25	Nolann MACARY	9	57.743	0.075	0.075	7	70.076	10:44.060
3	83	Marton BELLELI	10	58.332	0.664	0.589	10	69.368	10:40.353
4	51	Aaron ROBINSON	6	1:00.694	3.026	2.362	6	66.669	10:45.310
5	7	Jake FRANKLIN	9	1:01.120	3.452	0.426	6	66.204	10:03.294
6	53	Riley ROBINSON	10	1:01.400	3.732	0.280	8	65.902	10:39.832
7	9	Mohammed AL MUTAWA	9	1:01.489	3.821	0.089	7	65.807	10:07.097

2024 FIM Mini GP Qatar Round 1

2024 FIM Mini GP Qatar Round 1

LCSC TRACK 1.124 km

FIM Mini GP Qatar Warm-up

20-Jan-24 06:10 PM

Practice (10:00 Time) started at 18:10:00

Lap	Lap Tm	Diff	Time of Day
<b>(12) Mahmoud ELBANNA</b>			
1	2:38.480	+1:40.812	18:12:55.431
2	1:14.204	+16.536	18:14:09.635
3	1:02.333	+4.665	18:15:11.968
4	58.895	+1.227	18:16:10.863
5	58.225	+0.557	18:17:09.088
6	58.298	+0.630	18:18:07.386
7	<b>57.668</b>		18:19:05.054
8	57.813	+0.145	18:20:02.867
<b>(25) Nolann MACARY</b>			
1	1:15.624	+17.881	18:11:22.568
2	1:03.013	+5.270	18:12:25.581
3	1:00.912	+3.169	18:13:26.493
4	58.826	+1.083	18:14:25.319
5	2:17.725	+1:19.982	18:16:43.044
6	1:06.689	+8.946	18:17:49.733
7	<b>57.743</b>		18:18:47.476
8	58.932	+1.189	18:19:46.408
9	58.158	+0.415	18:20:44.566
<b>(83) Marton BELLELI</b>			
1	1:18.266	+19.934	18:11:40.549
2	1:05.151	+6.819	18:12:45.700
3	1:00.849	+2.517	18:13:46.549
4	1:00.699	+2.367	18:14:47.248
5	59.164	+0.832	18:15:46.412
6	58.472	+0.140	18:16:44.884
7	58.409	+0.077	18:17:43.293
8	1:00.670	+2.338	18:18:43.963
9	58.564	+0.232	18:19:42.527
10	<b>58.332</b>		18:20:40.859
<b>(51) Aaron ROBINSON</b>			
1	2:35.279	+1:34.585	18:12:41.193
2	1:21.581	+20.887	18:14:02.774
3	3:28.407	+2:27.713	18:17:31.181
4	1:12.011	+11.317	18:18:43.192
5	1:01.930	+1.236	18:19:45.122
6	<b>1:00.694</b>		18:20:45.816
<b>(7) Jake FRANKLIN</b>			
1	1:21.636	+20.516	18:11:26.028
2	1:12.135	+11.015	18:12:38.163
3	1:08.233	+7.113	18:13:46.396
4	1:06.229	+5.109	18:14:52.625
5	1:03.171	+2.051	18:15:55.796
6	<b>1:01.120</b>		18:16:56.916
7	1:01.437	+0.317	18:17:58.353
8	1:04.223	+3.103	18:19:02.576
9	1:01.224	+0.104	18:20:03.800
<b>(53) Riley ROBINSON</b>			
1	1:15.099	+13.699	18:11:19.226
2	1:05.207	+3.807	18:12:24.433
3	1:02.756	+1.356	18:13:27.189
4	1:01.433	+0.033	18:14:28.622
5	1:02.333	+0.933	18:15:30.955
6	1:01.945	+0.545	18:16:32.900
7	1:02.327	+0.927	18:17:35.227

Lap	Lap Tm	Diff	Time of Day
8	<b>1:01.400</b>		18:18:36.627
9	1:02.259	+0.859	18:19:38.886
10	1:01.452	+0.052	18:20:40.338
<b>(9) Mohammed AL MUTAWA</b>			
1	1:26.506	+25.017	18:11:32.945
2	1:13.749	+12.260	18:12:46.694
3	1:07.158	+5.669	18:13:53.852
4	1:03.668	+2.179	18:14:57.520
5	1:03.063	+1.574	18:16:00.583
6	1:01.877	+0.388	18:17:02.460
7	<b>1:01.489</b>		18:18:03.949
8	1:01.909	+0.420	18:19:05.858
9	1:01.745	+0.256	18:20:07.603

Chief of Timing & Scoring

Orbits

Race Director



2024 FIM Mini GP Qatar Round 1


2024 FIM Mini GP Qatar Round 1

LCSC TRACK 1.124 km

FIM Mini GP Qatar Round 1 Final Starting Grid Race 2

20-Jan-24 08:00 PM

Race (18 Laps)



FINAL

POLE POSITION

<b>3</b>	<b>2</b>	<b>1</b>	<b>1</b>
83 Marton BELLELI 57.330	12 Mahmoud ELBANNA 56.973	25 Nolann MACARY 55.187	
<b>6</b>	<b>5</b>	<b>4</b>	<b>2</b>
9 Mohammed AL MUTAWA 59.569	7 Jake FRANKLIN 58.837	51 Aaron ROBINSON 58.695	
		<b>7</b>	<b>3</b>
		53 Riley ROBINSON 1:00.149	

Margin of Victory

Avg. Speed

Best Lap Tm

Best Speed

Best Lap by

Chief of Timing & Scoring

Orbits

Race Director

www.mylaps.com

Licensed to: LCSC

2024 FIM Mini GP Qatar Round 1

Sorted on Laps

2024 FIM Mini GP Qatar Round 1

LCSC TRACK 1.124 km

FIM Mini GP Qatar Race 2

20-Jan-24 08:17 PM

Race (15 Laps) started at 20:18:13

Pos	No.	First Name	Last Name	Laps	Total Tm	Gap	Best Tm	Best Speed
1	25	Nolann	MACARY	15	14:18.322		56.010	72.244
2	12	Mahmoud	ELBANNA	15	14:20.846	2.524	56.377	71.774
3	83	Marton	BELLELI	15	14:38.257	17.411	57.601	70.249
4	51	Aaron	ROBINSON	15	14:40.348	2.091	57.915	69.868
5	7	Jake	FRANKLIN	15	14:59.836	19.488	59.173	68.383
6	9	Mohammed	AL MUTAWA	15	15:13.443	13.607	59.878	67.577
7	53	Riley	ROBINSON	14	14:23.340	1 Lap	1:00.100	67.328

Margin of Victory	Avg. Speed	Best Lap Tm	Best Speed	Best Lap by
2.524	70.715	56.010	72.244	25 - Nolann MACARY

Chief of Timing & Scoring

Orbits

Race Director

www.mylaps.com

Licensed to: LCSC

Printed: 20-Jan-24 8:41:47 PM

2024 FIM Mini GP Qatar Round 1

2024 FIM Mini GP Qatar Round 1

LCSC TRACK 1.124 km

FIM Mini GP Qatar Race 2

20-Jan-24 08:17 PM

Race (15 Laps) started at 20:18:13

Lap	Lap Tm	Diff	Time of Day
<b>(25) Nolann MACARY</b>			
1	1:00.211	+4.201	20:19:14.313
2	57.369	+1.359	20:20:11.682
3	57.155	+1.145	20:21:08.837
4	57.266	+1.256	20:22:06.103
5	57.365	+1.355	20:23:03.468
6	56.873	+0.863	20:24:00.341
7	57.320	+1.310	20:24:57.661
8	57.031	+1.021	20:25:54.692
9	57.170	+1.160	20:26:51.862
10	57.083	+1.073	20:27:48.945
11	<b>56.010</b>		20:28:44.955
12	56.160	+0.150	20:29:41.115
13	56.511	+0.501	20:30:37.626
14	56.368	+0.358	20:31:33.994
15	57.900	+1.890	20:32:31.894
<b>(12) Mahmoud ELBANNA</b>			
1	59.574	+3.197	20:19:14.144
2	57.392	+1.015	20:20:11.536
3	57.236	+0.859	20:21:08.772
4	57.168	+0.791	20:22:05.940
5	57.409	+1.032	20:23:03.349
6	56.945	+0.568	20:24:00.294
7	57.210	+0.833	20:24:57.504
8	57.053	+0.676	20:25:54.557
9	57.264	+0.887	20:26:51.821
10	57.057	+0.680	20:27:48.878
11	<b>56.377</b>		20:28:45.255
12	57.173	+0.796	20:29:42.428
13	56.594	+0.217	20:30:39.022
14	57.117	+0.740	20:31:36.139
15	58.279	+1.902	20:32:34.418
<b>(83) Marton BELLELI</b>			
1	1:01.419	+3.818	20:19:16.039
2	58.777	+1.176	20:20:14.816
3	58.697	+1.096	20:21:13.513
4	58.063	+0.462	20:22:11.576
5	58.827	+1.226	20:23:10.403
6	58.208	+0.607	20:24:08.611
7	57.832	+0.231	20:25:06.443
8	<b>57.601</b>		20:26:04.044
9	58.036	+0.435	20:27:02.080
10	58.538	+0.937	20:28:00.618
11	58.128	+0.527	20:28:58.746
12	58.262	+0.661	20:29:57.008
13	58.202	+0.601	20:30:55.210
14	58.059	+0.458	20:31:53.269
15	58.560	+0.959	20:32:51.829
<b>(51) Aaron ROBINSON</b>			
1	1:01.163	+3.248	20:19:15.986
2	58.733	+0.818	20:20:14.719
3	59.193	+1.278	20:21:13.912
4	58.290	+0.375	20:22:12.202
5	58.436	+0.521	20:23:10.638
6	58.228	+0.313	20:24:08.866
7	58.357	+0.442	20:25:07.223
8	58.199	+0.284	20:26:05.422

Lap	Lap Tm	Diff	Time of Day
9	<b>57.915</b>		20:27:03.337
10	59.151	+1.236	20:28:02.488
11	57.989	+0.074	20:29:00.477
12	58.192	+0.277	20:29:58.669
13	58.204	+0.289	20:30:56.873
14	58.603	+0.688	20:31:55.476
15	58.444	+0.529	20:32:53.920
<b>(7) Jake FRANKLIN</b>			
1	1:03.020	+3.847	20:19:18.179
2	59.968	+0.795	20:20:18.147
3	59.502	+0.329	20:21:17.649
4	59.750	+0.577	20:22:17.399
5	59.244	+0.071	20:23:16.643
6	59.263	+0.090	20:24:15.906
7	59.194	+0.021	20:25:15.100
8	1:00.010	+0.837	20:26:15.110
9	59.749	+0.576	20:27:14.859
10	1:00.201	+1.028	20:28:15.060
11	1:00.153	+0.980	20:29:15.213
12	1:00.168	+0.995	20:30:15.381
13	59.391	+0.218	20:31:14.772
14	59.463	+0.290	20:32:14.235
15	<b>59.173</b>		20:33:13.408
<b>(9) Mohammed AL MUTAWA</b>			
1	1:04.595	+4.717	20:19:20.016
2	1:01.807	+1.929	20:20:21.823
3	1:01.239	+1.361	20:21:23.062
4	1:00.670	+0.792	20:22:23.732
5	1:00.814	+0.936	20:23:24.546
6	1:00.655	+0.777	20:24:25.201
7	1:00.682	+0.804	20:25:25.883
8	1:00.399	+0.521	20:26:26.282
9	1:00.324	+0.446	20:27:26.606
10	<b>59.878</b>		20:28:26.484
11	1:00.305	+0.427	20:29:26.789
12	1:00.077	+0.199	20:30:26.866
13	1:00.093	+0.215	20:31:26.959
14	59.964	+0.086	20:32:26.923
15	1:00.092	+0.214	20:33:27.015
<b>(53) Riley ROBINSON</b>			
1	1:04.883	+4.783	20:19:20.602
2	1:01.899	+1.799	20:20:22.501
3	1:01.084	+0.984	20:21:23.585
4	1:01.091	+0.991	20:22:24.676
5	1:00.803	+0.703	20:23:25.479
6	1:00.888	+0.788	20:24:26.367
7	<b>1:00.100</b>		20:25:26.467
8	1:00.809	+0.709	20:26:27.276
9	1:00.996	+0.896	20:27:28.272
10	1:00.655	+0.555	20:28:28.927
11	1:00.804	+0.704	20:29:29.731
12	1:01.547	+1.447	20:30:31.278
13	1:03.900	+3.800	20:31:35.178
14	1:01.734	+1.634	20:32:36.912

Chief of Timing & Scoring

Orbits

Race Director



2024 FIM Mini GP Qatar Round 1


2024 FIM Mini GP Qatar Round 1

LCSC TRACK 1.124 km

FIM Mini GP Qatar Race 2

20-Jan-24 08:17 PM

Race (15 Laps) started at 20:18:13



Lap Lap Tm Diff Time of Day

Lap Lap Tm Diff Time of Day

Lap Lap Tm Diff Time of Day

Licensed to: LCSC

Printed: 20-Jan-24 8:42:36 PM