

2025 QTCC 2K Round 2

LIC

Final Entry List

List of competitors, drivers and cars allowed to take part

No Driver	Nat	Team	Car	Class
1 Ghanim AL MADHEED	QAT		Lotus Elise	QTCC 2K
5 Ibrahim ABDULGHANI	QAT		Honda S2000	QTCC 2K
6 Nasser ABDULHADI	QAT		Toyota GT86	QTCC 2K
7 Hussien AHMED	QAT		Subaru BRZ	QTCC 2K
8 Yousef AL JABRI	QAT		Renault Clio	QTCC 2K
10 Nasser SHEGHAIL	QAT		Honda Civic	QTCC 2K
11 Abdulaziz AL JABRI	QAT		Honda Civic	QTCC 2K
23 Ibrahim AL MANNAI	QAT		Toyota GT86	QTCC 2K
39 Abdulla AL ABBASI	QAT		Honda	QTCC 2K
42 Ahmed ALASIRI	QAT		Honda Civic	QTCC 2K
66 Saeed AL HAJRI	QAT		Toyota 86	QTCC 2K
74 Mansour AL HAJRI	QAT		Toyota GT86	QTCC 2K
77 Omran KARAMA	PSE		Toyota GT86	QTCC 2K
82 Ahmed ALABBASI	QAT		Integra DC2	QTCC 2K
84 Mohamed AL NAEMI	QAT		Volkswagen	QTCC 2K
85 Mohd AL MAHMOUD	QAT		Toyota GT86	QTCC 2K
86 Khalifa AL MOHANNADI	QAT		Toyota GT86	QTCC 2K
89 Ali EMADADHI	QAT		Acura RSX Type S	QTCC 2K
90 Ahmed AL EMADI	QAT		Honda s2000	QTCC 2K
91 Muath AL MUFTAH	QAT		Subaru 2000	QTCC 2K
92 Abdulaziz AL SAYED	QAT		Honda FD2	QTCC 2K
96 Abdulla ALI AL KHELAIIFI	QAT		Honda S2000	QTCC 2K
99 Mohammed EMADADHI	QAT		Renault Clio RS	QTCC 2K
100 Mohammed AL BUAINAIN	QAT		Honda Civic	QTCC 2K

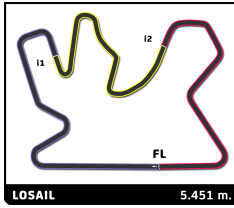
24 Competitors

The results are provisional until the end of the limit for protests and appeals.

The limit time for protest expires 30' after publication of results.-Time.....

Published at:

<p>Race Director Franck Vayssie</p>		<p>Timekeeper: Isaac Mulungi</p>	
--	---	---	---



2025 QTCC 2K Round 2

LIC

Free Practice

Classification

No	Driver	Nat	Team	Car	Cl.	Time	Lap Total	Gap	Kph
1	96 Abdulla ALI AL KHELAIFI	QAT		Honda S2000	QTCC 2K	2:24.333	2 3	- -	136.0
2	90 Ahmed AL EMADI	QAT		Honda s2000	QTCC 2K	2:28.573	6 6	+4.240 +4.240	132.1
3	82 Ahmed ALABBASI	QAT		Integra DC2	QTCC 2K	2:30.288	3 4	+5.955 +1.715	130.6
4	6 Nasser ABDULHADI	QAT		Toyota GT86	QTCC 2K	2:30.403	3 4	+6.070 +0.115	130.5
5	77 Omran KARAMA	PSE		Toyota GT86	QTCC 2K	2:31.516	7 7	+7.183 +1.113	129.5
6	7 Hussen AHMED	QAT		Subaru BRZ	QTCC 2K	2:32.423	3 7	+8.090 +0.907	128.7
7	74 Mansour AL HAJRI	QAT		Toyota GT86	QTCC 2K	2:35.167	3 4	+10.834 +2.744	126.5
8	1 Ghanim AL MADHEED	QAT		Lotus Elise	QTCC 2K	2:37.335	2 3	+13.002 +2.168	124.7
9	91 Muath AL MUFTAH	QAT		Subaru 2000	QTCC 2K	2:39.194	4 5	+14.861 +1.859	123.3
10	39 Abdulla AL ABBASI	QAT		Honda	QTCC 2K	2:43.213	6 7	+18.880 +4.019	120.2
11	8 Yousef AL JABRI	QAT		Renault Clio	QTCC 2K	2:51.493	2 3	+27.160 +8.280	114.4
12	5 Ibrahim ABDULGHANI	QAT		Honda S2000	QTCC 2K		4		
13	10 Nasser SHEGHAIL	QAT		Honda Civic	QTCC 2K				
14	11 Abdulaziz AL JABRI	QAT		Honda Civic	QTCC 2K				
15	23 Ibrahim AL MANNAI	QAT		Toyota GT86	QTCC 2K				
16	42 Ahmed ALASIRI	QAT		Honda Civic	QTCC 2K				
17	66 Saeed AL HAJRI	QAT		Toyota 86	QTCC 2K		1		
18	84 Mohamed AL NAEMI	QAT		Volkswagen	QTCC 2K				
19	85 Mohd AL MAHMOUD	QAT		Toyota GT86	QTCC 2K				
20	86 Khalifa AL MOHANNADI	QAT		Toyota GT86	QTCC 2K				
21	89 Ali EMADADHI	QAT		Acura RSX Type S	QTCC 2K				
22	92 Abdulaziz AL SAYED	QAT		Honda FD2	QTCC 2K				
23	99 Mohammed EMADADHI	QAT		Renault Clio RS	QTCC 2K				
24	100 Mohammed AL BUAINAIN	QAT		Honda Civic	QTCC 2K				

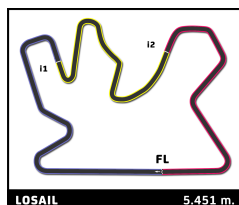
Fastest Lap: Lap 2 | Abdulla ALI AL KHELAIFI | **2:24.333** | 136.0 Kph

The results are provisional until the end of the limit for protests and appeals.
The limit time for protest expires 30'after publication of results.-Time.....

Published at:

Track Status: **DRY**

<p>Race Director Franck Vayssie</p>		<p>Timekeeper: Isaac Mulungi</p>	
--	---	---	---



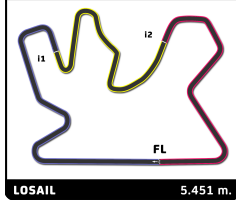
2025 QTCC 2K Round 2

LIC

Free Practice

Best Sector Times

Sector 1		Sector 2		Sector 3		Pos	No Driver	Ideal Lap	Best Lap
Pos	No Driver	Time	No Driver	Time	No Driver				
1	96 A.ALI AL KHELAIFI	52.157	96 A.ALI AL KHELAIFI	47.692	96 A.ALI AL KHELAIFI	44.484	1	96 A.ALI AL KHELAIFI	2:24.333 (1)
2	74 M.AL HAJRI	52.774	1 G.AL MADHEED	48.725	90 A.AL EMADI	45.286	2	74 M.AL HAJRI	2:27.519 (7)
3	90 A.AL EMADI	53.398	90 A.AL EMADI	48.946	74 M.AL HAJRI	45.716	3	90 A.AL EMADI	2:27.630 (2)
4	1 G.AL MADHEED	54.089	74 M.AL HAJRI	49.029	5 I.ABDULGHANI	46.154	4	82 A.ALABBASI	2:30.288 (3)
5	82 A.ALABBASI	54.231	82 A.ALABBASI	49.185	6 N.ABDULHADI	46.259	5	6 N.ABDULHADI	2:30.351 (4)
6	6 N.ABDULHADI	54.466	77 O.KARAMA	49.545	82 A.ALABBASI	46.872	6	1 G.AL MADHEED	2:31.295 (8)
7	77 O.KARAMA	54.721	6 N.ABDULHADI	49.626	7 H.AHMED	47.071	7	77 O.KARAMA	2:31.516 (5)
8	7 H.AHMED	54.769	7 H.AHMED	49.795	77 O.KARAMA	47.250	8	7 H.AHMED	2:31.635 (6)
9	91 M.AL MUFTAH	57.055	5 I.ABDULGHANI	49.821	1 G.AL MADHEED	48.481	9	5 I.ABDULGHANI	2:34.076
10	5 I.ABDULGHANI	58.101	91 M.AL MUFTAH	51.776	91 M.AL MUFTAH	48.725	10	91 M.AL MUFTAH	2:37.556 (9)
11	39 A.AL ABBASI	58.713	39 A.AL ABBASI	51.778	39 A.AL ABBASI	51.447	11	39 A.AL ABBASI	2:41.938 (10)
12	8 Y.AL JABRI	1:01.364	8 Y.AL JABRI	55.016	8 Y.AL JABRI	55.113	12	8 Y.AL JABRI	2:51.493 (11)

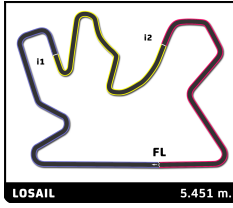


2025 QTCC 2K Round 2

LIC
After Free Practice

Event maximum speed

No Driver	Team	Car	Class	Top Speed	Lap	Session
5 Ibrahim ABDULGHANI		Honda S2000	QTCC 2K	198.5	4	Free Practice
82 Ahmed ALABBASI		Integra DC2	QTCC 2K	197.8	3	Free Practice
74 Mansour AL HAJRI		Toyota GT86	QTCC 2K	194.9	4	Free Practice
96 Abdulla ALI AL KHELAIFI		Honda S2000	QTCC 2K	194.9	3	Free Practice
1 Ghanim AL MADHEED		Lotus Elise	QTCC 2K	193.5	3	Free Practice
90 Ahmed AL EMADI		Honda s2000	QTCC 2K	193.5	5	Free Practice
77 Omran KARAMA		Toyota GT86	QTCC 2K	192.5	7	Free Practice
39 Abdulla AL ABBASI		Honda	QTCC 2K	191.8	6	Free Practice
7 Hussen AHMED		Subaru BRZ	QTCC 2K	190.5	3	Free Practice
91 Muath AL MUFTAH		Subaru 2000	QTCC 2K	185.9	4	Free Practice
6 Nasser ABDULHADI		Toyota GT86	QTCC 2K	184.6	3	Free Practice
8 Yousef AL JABRI		Renault Clio	QTCC 2K	179.1	2	Free Practice
66 Saeed AL HAJRI		Toyota 86	QTCC 2K	67.5	1	Free Practice



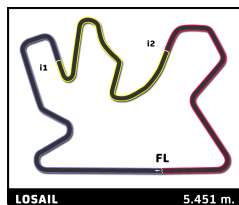
2025 QTCC 2K Round 2

LIC

Free Practice

Fastest Lap Sequence

Elapsed	No Driver	Team	Car	Class	Time	Kph	Lap
5:28.648	96	Abdulla ALI AL KHELAIFI	Honda S2000	QTCC 2K	2:24.333	136.0	2



2025 QTCC 2K Round 2

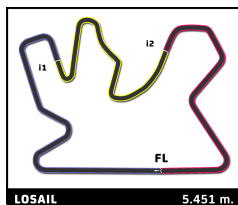
LIC

Free Practice

Sector Analysis

— Invalidated Lap ■ Personal Best ■ Session Best B Crossing the pit lane

Lap	D	Time	Sector 1	Sector 2	Sector 3	Kph	Elapsed	Lap	D	Time	Sector 1	Sector 2	Sector 3	Kph	Elapsed	
1	1.Ghanim AL MADHEED Lotus Elise QTCC 2K							1	1	7:25.202	5:31.778	57.228	56.196	44.1	7:25.202	
	5	1	21:44.384	...	54.144	51.682	15.0	40:41.550								
	2	1	2:37.335	57.644	51.210	48.481	124.7	11:22.732								
	3	1	2:39.218 B	54.089	48.725	56.404	123.2	14:01.950								
1 1 8:45.397 6:54.724 53.760 56.913 37.4 8:45.397																
66	1.Saeed AL HAJRI Toyota 86 QTCC 2K							1	1	19:57.188 B	...	1:08.297	1:14.767	16.4	19:57.188	
	2 1 2:51.889 B 1:01.592 52.725 57.572 114.2 11:59.277															
	4 1 2:52.064 B 58.101 56.019 57.944 114.0 49:39.917															
	1 1 9:07.388 7:24.970 54.345 48.073 35.8 9:07.388															
3 1 34:48.576 ... 49.821 46.154 9.4 46:47.853																
74	1.Mansour AL HAJRI Toyota GT86 QTCC 2K							3	1	2:35.167	53.130	55.899	46.138	126.5	14:14.064	
	4 1 2:43.792 B 52.774 49.029 1:01.989 119.8 16:57.856															
	2 1 2:51.530 1:14.297 51.517 45.716 114.4 11:38.897															
	1 1 8:47.367 6:35.756 1:06.151 1:05.460 37.2 8:47.367															
77	1.Omran KARAMA Toyota GT86 QTCC 2K							7	1	2:31.516	54.721	49.545	47.250	129.5	47:41.742	
	6 1 2:32.063 55.672 49.626 46.765 129.0 39:28.214															
	4 1 2:56.239 B 59.686 50.275 1:06.278 111.3 44:54.856															
	1 1 36:56.151 ... 52.768 49.267 8.9 36:56.151															
82	1.Ahmed ALABBASI Integra DC2 QTCC 2K							3	1	2:32.423	54.769	50.583	47.071	128.7	13:09.881	
	7 1 2:33.023 55.274 50.232 47.517 128.2 47:50.909															
	6 1 2:33.379 55.610 50.532 47.237 127.9 45:17.886															
	2 1 2:33.534 54.940 50.302 48.292 127.8 10:37.458															
4 1 3:00.170 B 55.292 49.795 1:15.083 108.9 16:10.051																
1 1 8:03.924 6:26.486 49.916 47.522 40.6 8:03.924																
5 1 26:34.456 ... 52.829 56.261 12.3 42:44.507																
90	1.Ahmed AL EMADI Honda s2000 QTCC 2K							3	1	2:30.288	54.231	49.185	46.872	130.6	16:24.694	
	7 1 2:33.023 55.274 50.232 47.517 128.2 47:50.909															
	6 1 2:33.379 55.610 50.532 47.237 127.9 45:17.886															
	2 1 2:33.534 54.940 50.302 48.292 127.8 10:37.458															
4 1 3:00.170 B 55.292 49.795 1:15.083 108.9 16:10.051																
1 1 8:03.924 6:26.486 49.916 47.522 40.6 8:03.924																
5 1 26:34.456 ... 52.829 56.261 12.3 42:44.507																
91	1.Muath AL MUFTAH Subaru 2000 QTCC 2K							6	1	2:28.573	53.398	49.863	45.312	132.1	47:08.877	
	5 1 2:28.663 53.589 48.946 46.128 132.0 44:40.304															
	2 1 5:09.004 3:32.118 50.323 46.563 63.5 14:58.018															
	4 1 9:16.853 7:41.548 50.019 45.286 35.2 42:11.641															
1 1 9:49.014 B 7:59.758 50.216 59.040 33.3 9:49.014																
3 1 17:56.770 B 54.090 ... 1:04.283 18.2 32:54.788																
39	1.Abdulla AL ABBASI Honda QTCC 2K							6	1	2:43.213	59.339	52.427	51.447	120.2	43:24.763	
	2 1 2:47.209 1:00.894 53.530 52.785 117.4 10:12.411															
	7 1 3:02.167 B 58.713 51.778 1:11.676 107.7 46:26.930															
	4 1 3:22.541 B 59.570 1:08.599 1:14.372 96.9 18:57.166															
3 1 5:22.214 59.918 3:28.325 53.971 60.9 15:34.625																



2025 QTCC 2K Round 2

LIC

Free Practice

Sector Analysis

— Invalidated Lap

■ Personal Best

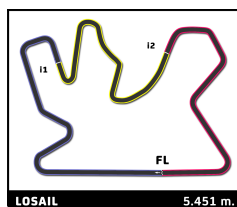
■ Session Best

B Crossing the pit lane

Lap	D	Time	Sector 1	Sector 2	Sector 3	Kph	Elapsed	Lap	D	Time	Sector 1	Sector 2	Sector 3	Kph	Elapsed
2	1	2:53.089	1:02.832	55.133	55.124	113.4	8:58.910								
5	1	3:00.048 B	1:01.164	51.776	1:07.108	109.0	17:22.360								
1	1	6:05.821	4:15.576	55.689	54.556	53.6	6:05.821								

96	1. Abdulla ALI AL KHELAIFI		Honda S2000	
			QTCC 2K	

2	1	2:24.333	52.157	47.692	44.484	136.0	5:28.648
3	1	2:33.902 B	52.480	47.737	53.685	127.5	8:02.550
1	1	3:04.315	1:30.797	48.414	45.104	106.5	3:04.315



2025 QTCC 2K Round 2

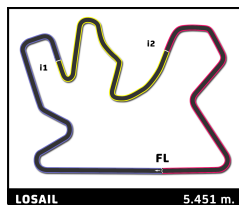
LIC

Free Practice

Sector Analysis

— Invalidated Lap ■ Personal Best ■ Session Best B Crossing the pit lane

Lap	D	Time	Sector 1	Sector 2	Sector 3	Kph	Elapsed	Lap	D	Time	Sector 1	Sector 2	Sector 3	Kph	Elapsed	
1	1.Ghanim AL MADHEED Lotus Elise QTCC 2K							1	1	7:25.202	5:31.778	57.228	56.196	44.1	7:25.202	
	5	1	21:44.384	...	54.144	51.682	15.0	40:41.550								
	2	1	2:37.335	57.644	51.210	48.481	124.7	11:22.732								
	3	1	2:39.218 B	54.089	48.725	56.404	123.2	14:01.950								
1 1 8:45.397 6:54.724 53.760 56.913 37.4 8:45.397																
66	1.Saeed AL HAJRI Toyota 86 QTCC 2K							1	1	19:57.188 B	...	1:08.297	1:14.767	16.4	19:57.188	
	2 1 2:51.889 B 1:01.592 52.725 57.572 114.2 11:59.277															
	4 1 2:52.064 B 58.101 56.019 57.944 114.0 49:39.917															
	1 1 9:07.388 7:24.970 54.345 48.073 35.8 9:07.388															
3 1 34:48.576 ... 49.821 46.154 9.4 46:47.853																
74	1.Mansour AL HAJRI Toyota GT86 QTCC 2K							3	1	2:35.167	53.130	55.899	46.138	126.5	14:14.064	
	4 1 2:43.792 B 52.774 49.029 1:01.989 119.8 16:57.856															
	2 1 2:51.530 1:14.297 51.517 45.716 114.4 11:38.897															
	1 1 8:47.367 6:35.756 1:06.151 1:05.460 37.2 8:47.367															
77	1.Omran KARAMA Toyota GT86 QTCC 2K							7	1	2:31.516	54.721	49.545	47.250	129.5	47:41.742	
	6 1 2:32.063 55.672 49.626 46.765 129.0 39:28.214															
	4 1 2:56.239 B 59.686 50.275 1:06.278 111.3 44:54.856															
	1 1 36:56.151 ... 52.768 49.267 8.9 36:56.151															
82	1.Ahmed ALABBASI Integra DC2 QTCC 2K							3	1	2:32.423	54.769	50.583	47.071	128.7	13:09.881	
	7 1 2:33.023 55.274 50.232 47.517 128.2 47:50.909															
	6 1 2:33.379 55.610 50.532 47.237 127.9 45:17.886															
	2 1 2:33.534 54.940 50.302 48.292 127.8 10:37.458															
4 1 3:00.170 B 55.292 49.795 1:15.083 108.9 16:10.051																
1 1 8:03.924 6:26.486 49.916 47.522 40.6 8:03.924																
5 1 26:34.456 ... 52.829 56.261 12.3 42:44.507																
90	1.Ahmed AL EMADI Honda s2000 QTCC 2K							3	1	2:30.288	54.231	49.185	46.872	130.6	16:24.694	
	7 1 2:33.023 55.274 50.232 47.517 128.2 47:50.909															
	6 1 2:33.379 55.610 50.532 47.237 127.9 45:17.886															
	2 1 2:33.534 54.940 50.302 48.292 127.8 10:37.458															
4 1 3:00.170 B 55.292 49.795 1:15.083 108.9 16:10.051																
1 1 8:03.924 6:26.486 49.916 47.522 40.6 8:03.924																
5 1 26:34.456 ... 52.829 56.261 12.3 42:44.507																
91	1.Muath AL MUFTAH Subaru 2000 QTCC 2K							6	1	2:28.573	53.398	49.863	45.312	132.1	47:08.877	
	5 1 2:28.663 53.589 48.946 46.128 132.0 44:40.304															
	2 1 5:09.004 3:32.118 50.323 46.563 63.5 14:58.018															
	4 1 9:16.853 7:41.548 50.019 45.286 35.2 42:11.641															
1 1 9:49.014 B 7:59.758 50.216 59.040 33.3 9:49.014																
3 1 17:56.770 B 54.090 ... 1:04.283 18.2 32:54.788																
39	1.Abdulla AL ABBASI Honda QTCC 2K							4	1	2:39.194	57.055	52.631	49.508	123.3	14:22.312	
	3 1 2:44.208 1:01.333 54.150 48.725 119.5 11:43.118															
	6 1 2:43.213 59.339 52.427 51.447 120.2 43:24.763															
	2 1 2:47.209 1:00.894 53.530 52.785 117.4 10:12.411															
7 1 3:02.167 B 58.713 51.778 1:11.676 107.7 46:26.930																
4 1 3:22.541 B 59.570 1:08.599 1:14.372 96.9 18:57.166																
3 1 5:22.214 59.918 3:28.325 53.971 60.9 15:34.625																



2025 QTCC 2K Round 2

LIC

Free Practice

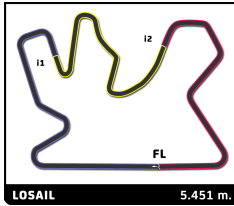
Sector Analysis

— Invalidated Lap ■ Personal Best ■ Session Best B Crossing the pit lane

Lap	D	Time	Sector 1	Sector 2	Sector 3	Kph	Elapsed	Lap	D	Time	Sector 1	Sector 2	Sector 3	Kph	Elapsed
2	1	2:53.089	1:02.832	55.133	55.124	113.4	8:58.910								
5	1	3:00.048 B	1:01.164	51.776	1:07.108	109.0	17:22.360								
1	1	6:05.821	4:15.576	55.689	54.556	53.6	6:05.821								

96	1. Abdulla ALI AL KHELAIFI		Honda S2000	
			QTCC 2K	

2	1	2:24.333	52.157	47.692	44.484	136.0	5:28.648
3	1	2:33.902 B	52.480	47.737	53.685	127.5	8:02.550
1	1	3:04.315	1:30.797	48.414	45.104	106.5	3:04.315



2025 QTCC 2K Round 2

LIC

Qualifying Practice

Classification

No	Driver	Nat	Team	Car	Cl.	Time	Lap Total	Gap	Kph
1	1 Ghanim AL MADHEED	QAT		Lotus Elise	QTCC 2K	2:22.339	3 4	- -	137.9
2	96 Abdulla ALI AL KHELAIFI	QAT		Honda S2000	QTCC 2K	2:23.413	2 5	+1.074 +1.074	136.8
3	90 Ahmed AL EMADI	QAT		Honda s2000	QTCC 2K	2:26.114	8 15	+3.775 +2.701	134.3
4	5 Ibrahim ABDULGHANI	QAT		Honda S2000	QTCC 2K	2:27.813	2 4	+5.474 +1.699	132.8
5	82 Ahmed ALABBASI	QAT		Integra DC2	QTCC 2K	2:28.851	8 10	+6.512 +1.038	131.8
6	6 Nasser ABDULHADI	QAT		Toyota GT86	QTCC 2K	2:29.569	7 8	+7.230 +0.718	131.2
7	77 Omran KARAMA	PSE		Toyota GT86	QTCC 2K	2:29.733	9 10	+7.394 +0.164	131.1
8	89 Ali EMADADHI	QAT		Acura RSX Type S	QTCC 2K	2:29.933	3 5	+7.594 +0.200	130.9
9	23 Ibrahim AL MANNAI	QAT		Toyota GT86	QTCC 2K	2:30.033	8 9	+7.694 +0.100	130.8
10	11 Abdulaziz AL JABRI	QAT		Honda Civic	QTCC 2K	2:32.072	3 4	+9.733 +2.039	129.0
11	7 Hussen AHMED	QAT		Subaru BRZ	QTCC 2K	2:32.247	7 13	+9.908 +0.175	128.9
12	85 Mohd AL MAHMOUD	QAT		Toyota GT86	QTCC 2K	2:32.517	7 8	+10.178 +0.270	128.7
13	3 Saeed AL HAJRI	QAT		Toyota 86	QTCC 2K	2:32.813	7 8	+10.474 +0.296	128.4
14	91 Muath AL MUFTAH	QAT		Subaru 2000	QTCC 2K	2:34.057	7 9	+11.718 +1.244	127.4
15	39 Abdulla AL ABBASI	QAT		Honda	QTCC 2K	2:40.810	7 9	+18.471 +6.753	122.0
16	99 Mohammed EMADADHI	QAT		Renault Clio RS	QTCC 2K	2:42.100	7 8	+19.761 +1.290	121.1
17	8 Yousef AL JABRI	QAT		Renault Clio	QTCC 2K	2:48.355	6 7	+26.016 +6.255	116.6
18	86 Khalifa AL MOHANNADI	QAT		Toyota GT86	QTCC 2K	2:49.144	3 5	+26.805 +0.789	116.0
19	100 Mohammed AL BUAINAIN	QAT		Honda Civic	QTCC 2K	2:50.173	2 7	+27.834 +1.029	115.3
Max. qual. time: 2:50.806									
10	Nasser SHEGHAIL	QAT		Honda Civic	QTCC 2K	2:56.780	3 3		111.0
84	Mohamed AL NAEMI	QAT		Volkswagen	QTCC 2K	2:59.760	3 4		109.2
42	Ahmed ALASIRI	QAT		Honda Civic	QTCC 2K				
74	Mansour AL HAJRI	QAT		Toyota GT86	QTCC 2K		2		
92	Abdulaziz AL SAYED	QAT		Honda FD2	QTCC 2K		1		

Fastest Lap: Lap 3 | Ghanim AL MADHEED | **2:22.339** | 137.9 Kph

Lap Time Deleted For Exceeding Track Limits

Car #84, Lap 2,
Car #6, Lap 2,
Car #7 & #90, Lap 3 & 4,
Car #91, Lap 3,

Car #10,84, Below Qualifying Time

Car #42,#74,#92 No Qualifying Time

The results are provisional until the end of the limit for protests and appeals.

The limit time for protest expires 30'after publication of results.-Time.....

Published at:

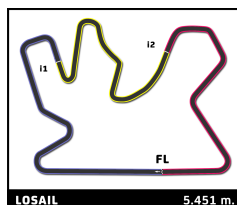
Track Status: **DRY**

Race Director
Franck Vayssie



Timekeeper:
Isaac Mulungi





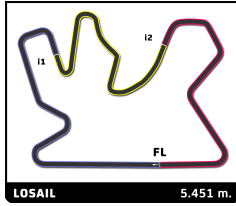
2025 QTCC 2K Round 2

LIC

Qualifying Practice

Best Sector Times

Sector 1		Sector 2		Sector 3		Pos	No Driver	Ideal Lap	Best Lap	
Pos	No Driver	Time	No Driver	Time	No Driver					Time
1	1 G.AL MADHEED	51.268	1 G.AL MADHEED	46.683	96 A.ALI AL KHELAIFI	44.381	1	1 G.AL MADHEED	2:22.339	2:22.339 (1)
2	96 A.ALI AL KHELAIFI	51.845	96 A.ALI AL KHELAIFI	47.187	1 G.AL MADHEED	44.388	2	96 A.ALI AL KHELAIFI	2:23.413	2:23.413 (2)
3	90 A.AL EMADI	52.814	89 A.EMADADHI	48.017	90 A.AL EMADI	44.772	3	90 A.AL EMADI	2:25.718	2:26.114 (3)
4	5 I.ABDULGHANI	53.032	90 A.AL EMADI	48.132	74 M.AL HAJRI	45.006	4	5 I.ABDULGHANI	2:27.316	2:27.813 (4)
5	82 A.ALABBASI	53.618	82 A.ALABBASI	48.476	5 I.ABDULGHANI	45.586	5	89 A.EMADADHI	2:28.237	2:29.933 (8)
6	6 N.ABDULHADI	53.837	77 O.KARAMA	48.673	82 A.ALABBASI	46.216	6	82 A.ALABBASI	2:28.310	2:28.851 (5)
7	89 A.EMADADHI	53.862	5 I.ABDULGHANI	48.698	6 N.ABDULHADI	46.352	7	77 O.KARAMA	2:29.505	2:29.733 (7)
8	23 I.AL MANNAI	54.180	74 M.AL HAJRI	48.729	89 A.EMADADHI	46.358	8	6 N.ABDULHADI	2:29.569	2:29.569 (6)
9	77 O.KARAMA	54.221	23 I.AL MANNAI	49.016	23 I.AL MANNAI	46.443	9	23 I.AL MANNAI	2:29.639	2:30.033 (9)
10	11 A.AL JABRI	54.341	11 A.AL JABRI	49.328	77 O.KARAMA	46.611	10	7 H.AHMED	2:31.751	2:32.247 (11)
11	7 H.AHMED	55.136	6 N.ABDULHADI	49.380	7 H.AHMED	47.062	11	11 A.AL JABRI	2:32.072	2:32.072 (10)
12	91 M.AL MUFTAH	55.219	85 M.AL MAHMOUD	49.455	85 M.AL MAHMOUD	47.191	12	85 M.AL MAHMOUD	2:32.353	2:32.517 (12)
13	3 S.AL HAJRI	55.458	7 H.AHMED	49.553	3 S.AL HAJRI	47.249	13	3 S.AL HAJRI	2:32.357	2:32.813 (13)
14	85 M.AL MAHMOUD	55.707	3 S.AL HAJRI	49.650	91 M.AL MUFTAH	47.485	14	91 M.AL MUFTAH	2:32.797	2:34.057 (14)
15	100 M.AL BUAINAIN	57.578	91 M.AL MUFTAH	50.093	11 A.AL JABRI	48.403	15	39 A.AL ABBASI	2:39.055	2:40.810 (15)
16	39 A.AL ABBASI	57.630	39 A.AL ABBASI	51.543	39 A.AL ABBASI	49.882	16	100 M.AL BUAINAIN	2:39.533	2:50.173 (19)
17	99 M.EMADADHI	58.487	100 M.AL BUAINAIN	51.769	100 M.AL BUAINAIN	50.186	17	99 M.EMADADHI	2:41.946	2:42.100 (16)
18	8 Y.AL JABRI	1:00.613	99 M.EMADADHI	52.664	99 M.EMADADHI	50.795	18	86 K.AL MOHANNADI	2:47.577	2:49.144 (18)
19	86 K.AL MOHANNADI	1:00.750	86 K.AL MOHANNADI	54.110	86 K.AL MOHANNADI	52.717	19	8 Y.AL JABRI	2:48.355	2:48.355 (17)
20	10 N.SHEGHAIL	1:02.795	8 Y.AL JABRI	54.482	8 Y.AL JABRI	53.260	20	10 N.SHEGHAIL	2:56.191	2:56.780 (20)
21	84 M.AL NAEMI	1:06.176	10 N.SHEGHAIL	55.895	84 M.AL NAEMI	54.594	21	84 M.AL NAEMI	2:59.760	2:59.760 (21)



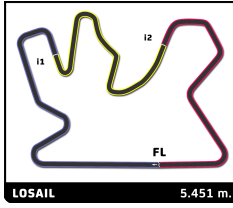
2025 QTCC 2K Round 2

LIC

After Qualifying Practice

Event maximum speed

No	Driver	Team	Car	Class	Top Speed	Lap	Session
1	Ghanim AL MADHEED		Lotus Elise	QTCC 2K	204.2	3	Qualifying Practice
82	Ahmed ALABBASI		Integra DC2	QTCC 2K	204.2	4	Qualifying Practice
11	Abdulaziz AL JABRI		Honda Civic	QTCC 2K	202.2	2	Qualifying Practice
5	Ibrahim ABDULGHANI		Honda S2000	QTCC 2K	201.5	3	Qualifying Practice
89	Ali EMADADHI		Acura RSX Type S	QTCC 2K	201.1	4	Qualifying Practice
74	Mansour AL HAJRI		Toyota GT86	QTCC 2K	200.4	2	Qualifying Practice
96	Abdulla ALI AL KHELAIFI		Honda S2000	QTCC 2K	197.8	5	Qualifying Practice
39	Abdulla AL ABBASI		Honda	QTCC 2K	196.4	7	Qualifying Practice
90	Ahmed AL EMADI		Honda s2000	QTCC 2K	196.4	9	Qualifying Practice
77	Omran KARAMA		Toyota GT86	QTCC 2K	193.2	6	Qualifying Practice
100	Mohammed AL BUAINAIN		Honda Civic	QTCC 2K	191.8	7	Qualifying Practice
91	Muath AL MUFTAH		Subaru 2000	QTCC 2K	191.2	4	Qualifying Practice
7	Hussen AHMED		Subaru BRZ	QTCC 2K	190.5	3	Free Practice
23	Ibrahim AL MANNAI		Toyota GT86	QTCC 2K	189.8	7	Qualifying Practice
6	Nasser ABDULHADI		Toyota GT86	QTCC 2K	189.8	3	Qualifying Practice
3	Saeed AL HAJRI		Toyota 86	QTCC 2K	185.6	3	Qualifying Practice
85	Mohd AL MAHMOUD		Toyota GT86	QTCC 2K	183.1	6	Qualifying Practice
86	Khalifa AL MOHANNADI		Toyota GT86	QTCC 2K	183.1	5	Qualifying Practice
8	Yousef AL JABRI		Renault Clio	QTCC 2K	180.6	6	Qualifying Practice
99	Mohammed EMADADHI		Renault Clio RS	QTCC 2K	178.2	5	Qualifying Practice
10	Nasser SHEGHAIL		Honda Civic	QTCC 2K	170.9	3	Qualifying Practice
84	Mohamed AL NAEMI		Volkswagen	QTCC 2K	141.5	3	Qualifying Practice
92	Abdulaziz AL SAYED		Honda FD2	QTCC 2K	70.4	1	Qualifying Practice



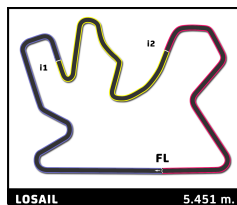
2025 QTCC 2K Round 2

LIC

Qualifying Practice

Fastest Lap Sequence

Elapsed	No	Driver	Team	Car	Class	Time	Kph	Lap
5:08.495	96	Abdulla ALI AL KHELAIFI		Honda S2000	QTCC 2K	2:23.413	136.8	2
31:23.600	1	Ghanim AL MADHEED		Lotus Elise	QTCC 2K	2:22.339	137.9	3



2025 QTCC 2K Round 2

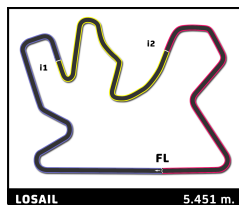
LIC

Qualifying Practice

Sector Analysis

— Invalidated Lap ■ Personal Best ■ Session Best B Crossing the pit lane

Lap	D	Time	Sector 1	Sector 2	Sector 3	Kph	Elapsed	Lap	D	Time	Sector 1	Sector 2	Sector 3	Kph	Elapsed	
1. Ghanim AL MADHEED Lotus Elise QTCC 2K								8	1	2:36.724	57.059	51.790	47.875	125.2	39:38.743	
1								9	1	2:45.063	56.833	55.115	53.115	118.9	42:23.806	
3								1	1	2:46.915	1:09.489	49.964	47.462	117.6	2:46.915	
4								1	1	3:00.733	B	1:02.782	56.871	1:01.080	108.6	50:30.566
1								1	1	4:16.232	B	58.530	54.265	2:23.437	76.6	14:43.472
2								1	1	8:33.307	6:55.244	49.896	48.167	38.2	59:03.873	
2								1	1	15:15.327	...	50.447	45.115	21.4	29:01.261	
2								1	1	19:46.300	...	54.993	1:03.363	16.5	34:29.772	
3. Saeed AL HAJRI Toyota 86 QTCC 2K								Renault Clio QTCC 2K								
7								1	1	2:22.339	51.268	46.683	44.388	137.9	31:23.600	
4								1	1	3:37.399	B	56.189	50.447	1:50.763	90.3	35:00.999
1								1	1	13:45.934	B	...	49.416	1:11.499	23.8	13:45.934
2								1	1	15:15.327	...	50.447	45.115	21.4	29:01.261	
7								1	1	2:32.813	55.458	50.106	47.249	128.4	39:34.516	
6								1	1	2:33.509	55.961	49.650	47.898	127.8	37:01.703	
5								1	1	2:33.891	55.721	49.714	48.456	127.5	34:28.194	
2								1	1	2:44.907	59.237	53.477	52.193	119.0	6:14.329	
8								1	1	3:19.402	B	1:04.389	1:02.779	1:12.234	98.4	42:53.918
1								1	1	3:29.422	1:36.677	58.189	54.556	93.7	3:29.422	
3								1	1	3:57.908	B	59.377	50.748	2:07.783	82.5	10:12.237
4								1	1	21:42.066	...	50.277	47.801	15.1	31:54.303	
3								1	1	2:50.895	1:00.780	54.578	55.537	114.8	8:56.758	
2								1	1	2:51.796	1:01.199	55.611	54.986	114.2	6:05.863	
1								1	1	3:14.067	1:18.387	58.826	56.854	101.1	3:14.067	
7								1	1	3:40.755	B	1:09.009	1:07.304	1:24.442	88.9	38:52.110
4								1	1	5:02.832	B	1:15.755	1:04.417	2:42.660	64.8	13:59.590
5								1	1	18:23.410	...	1:02.233	57.246	17.8	32:23.000	
5. Ibrahim ABDULGHANI Honda S2000 QTCC 2K								Honda Civic QTCC 2K								
2								1	1	2:27.813	53.529	48.698	45.586	132.8	6:22.784	
3								1	1	2:32.783	53.032	49.388	50.363	128.4	8:55.567	
4								1	1	3:43.141	B	53.507	52.702	1:56.932	87.9	12:38.708
1								1	1	3:54.971	2:11.744	56.026	47.201	83.5	3:54.971	
3								1	1	2:56.780	1:02.795	55.895	58.090	111.0	11:19.248	
2								1	1	2:58.748	1:04.600	56.647	57.501	109.8	8:22.468	
1								1	1	5:23.720	3:21.825	1:01.884	1:00.011	60.6	5:23.720	
6. Nasser ABDULHADI Toyota GT86 QTCC 2K								Honda Civic QTCC 2K								
7								1	1	2:29.569	53.837	49.380	46.352	131.2	36:50.591	
3								1	1	2:30.585	54.296	49.589	46.700	130.3	9:31.814	
2								1	1	2:31.087	54.997	49.474	46.616	129.9	7:01.229	
4								1	1	2:32.216	55.353	49.519	47.344	128.9	12:04.030	
8								1	1	3:16.143	B	54.655	1:06.678	1:14.810	100.0	40:06.734
1								1	1	4:30.142	2:47.762	52.725	49.655	72.6	4:30.142	
5								1	1	8:15.156	B	1:06.159	1:03.380	6:05.617	39.6	20:19.186
6								1	1	14:01.836	...	50.827	46.828	23.3	34:21.022	
3								1	1	2:32.072	54.341	49.328	48.403	129.0	9:03.589	
2								1	1	2:55.139	54.534	55.731	1:04.874	112.0	6:31.517	
1								1	1	3:36.378	1:36.243	1:03.200	56.935	90.7	3:36.378	
4								1	1	4:11.431	B	1:04.549	1:07.953	1:58.929	78.0	13:15.020
23. Ibrahim AL MANNAL Toyota GT86 QTCC 2K								Toyota GT86 QTCC 2K								
8								1	1	2:30.033	54.180	49.033	46.820	130.8	39:22.688	
7								1	1	2:30.038	54.261	49.275	46.502	130.8	36:52.655	
6								1	1	2:30.185	54.726	49.016	46.443	130.7	34:22.617	
2								1	1	2:45.090	59.162	53.491	52.437	118.9	6:13.971	
3								1	1	2:50.469	B	58.318	51.899	1:00.252	115.1	9:04.440
1								1	1	3:28.881	1:35.978	57.778	55.125	93.9	3:28.881	
9								1	1	3:38.542	B	1:03.014	53.747	1:41.781	89.8	43:01.230
4								1	1	4:38.215	B	2:32.903	50.794	1:14.518	70.5	13:42.655
5								1	1	18:09.777	...	49.644	47.245	18.0	31:52.432	
39. Abdulla AL ABBASI Honda QTCC 2K								Honda QTCC 2K								
7								1	1	2:32.247	55.136	49.553	47.558	128.9	37:02.019	
10								1	1	2:32.795	55.707	49.994	47.094	128.4	44:56.601	
4								1	1	2:32.949	55.711	50.176	47.062	128.3	10:27.240	
11								1	1	2:33.232	55.580	50.407	47.245	128.1	47:29.833	
2								1	1	2:33.486	55.912	50.007	47.567	127.9	5:20.401	
3								1	1	2:33.890	56.573	50.135	47.182	127.5	7:54.291	



2025 QTCC 2K Round 2

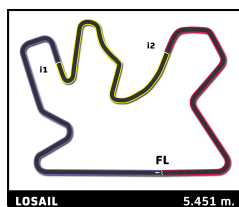
LIC

Qualifying Practice

Sector Analysis

— Invalidated Lap ■ Personal Best ■ Session Best B Crossing the pit lane

Lap	D	Time	Sector 1	Sector 2	Sector 3	Kph	Elapsed	Lap	D	Time	Sector 1	Sector 2	Sector 3	Kph	Elapsed
74 1.Mansour AL HAJRI Toyota GT86 QTCC 2K															
4	1	2:40.585	57.630	51.543	51.412	122.2	11:37.813								
7	1	2:40.810	58.778	52.150	49.882	122.0	33:14.842								
8	1	2:43.570	58.476	53.021	52.073	120.0	35:58.412								
3	1	2:44.206	1:01.338	52.939	49.929	119.5	8:57.228								
2	1	2:46.479	59.771	54.000	52.708	117.9	6:13.022								
9	1	2:58.343 B	59.308	53.404	1:05.631	110.0	38:56.755								
1	1	3:26.543	1:26.677	59.723	1:00.143	95.0	3:26.543								
5	1	7:06.122 B	1:03.959	1:03.222	4:58.941	46.1	18:43.935								
6	1	11:50.097	...	53.436	52.010	27.6	30:34.032								
77 1.Omran KARAMA Toyota GT86 QTCC 2K															
1	1	9:55.685	8:21.950	48.729	45.006	32.9	9:55.685								
2	1	21:33.271 B				15.2	31:28.956								
82 1.Ahmed ALABBASI Integra DC2 QTCC 2K															
8	1	2:28.851	53.776	48.859	46.216	131.8	35:30.220								
3	1	2:29.040	53.618	48.841	46.581	131.7	9:50.903								
4	1	2:29.094	53.790	48.476	46.828	131.6	12:19.997								
9	1	2:29.742	53.687	49.132	46.923	131.0	37:59.962								
7	1	2:38.101	54.030	53.280	50.791	124.1	33:01.369								
2	1	3:09.656	1:16.247	59.034	54.375	103.5	7:21.863								
1	1	4:12.207	1:59.565	1:07.261	1:05.381	77.8	4:12.207								
6	1	6:49.765	4:59.252	58.555	51.958	47.9	30:23.268								
10	1	10:03.324 B				32.5	48:03.286								
5	1	11:13.506 B	1:08.278	1:02.936	9:02.292	29.1	23:33.503								
84 1.Mohamed AL NAEMI Volkswagen QTCC 2K															
3	1	2:59.760	1:06.176	58.990	54.594	109.2	9:18.464								
2	1	3:01.408	1:07.103	59.069	55.236	108.2	6:18.704								
1	1	3:17.296	1:19.432	1:00.583	57.281	99.5	3:17.296								
4	1	3:25.583 B	1:09.541	1:03.310	1:12.732	95.5	12:44.047								
85 1.Mohd AL MAHMOUD Toyota GT86 QTCC 2K															
7	1	2:32.517	55.707	49.455	47.355	128.7	36:32.657								
6	1	2:33.418	55.814	50.413	47.191	127.9	34:00.140								
2	1	2:33.598	56.683	49.642	47.273	127.8	8:22.392								
3	1	2:45.891	1:04.909	53.264	47.718	118.3	11:08.283								
8	1	3:07.218 B	1:00.333	54.192	1:12.693	104.8	39:39.875								
4	1	5:16.661 B	56.016	55.846	3:24.799	62.0	16:24.944								
1	1	5:48.794	4:04.008	55.093	49.693	56.3	5:48.794								
5	1	15:01.778	...	49.797	48.154	21.8	31:26.722								
86 1.Khalifa AL MOHANNADI Toyota GT86 QTCC 2K															
4	1	2:47.748	1:00.750	54.281	52.717	117.0	12:06.846								
3	1	2:49.144	1:01.685	54.110	53.349	116.0	9:19.098								
2	1	2:54.820	1:03.084	56.094	55.642	112.3	6:29.954								
1	1	3:35.134	1:31.473	1:01.471	1:02.190	91.2	3:35.134								
5	1	10:22.904 B	1:08.192	1:03.822	8:10.890	31.5	22:29.750								
89 1.Ali EMADADHI Acura RSX Type S QTCC 2K															
4	1	2:28.421	53.862	48.017	46.542	132.2	11:50.113								
3	1	2:29.933	54.703	48.872	46.358	130.9	9:21.692								
2	1	2:37.539	59.021	50.594	47.924	124.6	6:51.759								
1	1	4:14.220	2:20.021	55.644	58.555	77.2	4:14.220								
5	1	7:26.411 B	1:06.310	58.028	5:22.073	44.0	19:16.524								
90 1.Ahmed AL EMADI Honda s2000 QTCC 2K															
8	1	2:26.114	52.847	48.495	44.772	134.3	33:45.830								
12	1	2:26.406	52.972	48.229	45.205	134.0	43:34.150								
14	1	2:26.484	53.053	48.132	45.299	134.0	48:27.165								
13	1	2:26.531	53.088	48.274	45.169	133.9	46:00.681								
7	1	2:26.821	53.024	48.414	45.383	133.7	31:19.716								
10	1	2:26.837	52.961	48.443	45.433	133.6	38:39.827								
9	1	2:27.160	53.139	48.996	45.025	133.3	36:12.990								
11	1	2:27.917	53.009	49.812	45.096	132.7	41:07.744								
3	1	2:30.474	53.150	48.892	48.432	130.4	7:57.393								
4	1	2:31.257	57.869	48.459	44.929	129.7	10:28.650								
1	1	2:41.535	1:07.329	48.734	45.472	121.5	2:41.535								
5	1	2:44.897 B	52.814	48.522	1:03.561	119.0	13:13.547								
2	1	2:45.384	56.260	1:02.434	46.690	118.7	5:26.919								
15	1	3:41.989 B	56.171	53.544	1:52.274	88.4	52:09.154								
6	1	15:39.348	...	48.616	47.139	20.9	28:52.895								



2025 QTCC 2K Round 2

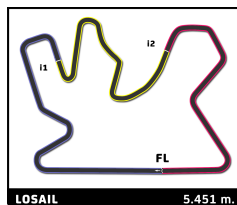
LIC

Qualifying Practice

Sector Analysis

— Invalidated Lap ■ Personal Best ■ Session Best B Crossing the pit lane

Lap	D	Time	Sector 1	Sector 2	Sector 3	Kph	Elapsed	Lap	D	Time	Sector 1	Sector 2	Sector 3	Kph	Elapsed
91 1. Muath AL MUFTAH Subaru 2000 QTCC 2K															
3	1	2:33.410	55.279	50.093	48.038	127.9	12:07.168								
7	1	2:34.057	55.219	50.390	48.448	127.4	37:07.286								
6	1	2:34.457	55.571	50.863	48.023	127.0	34:33.229								
2	1	2:36.479	55.936	53.058	47.485	125.4	9:33.758								
8	1	3:08.777	1:05.087	1:01.224	1:02.466	104.0	40:16.063								
9	1	3:30.647	1:09.733	1:03.438	1:17.476	93.2	43:46.710								
1	1	6:57.279	5:16.735	50.844	49.700	47.0	6:57.279								
4	1	8:48.015	1:04.759	1:06.000	6:37.256	37.2	20:55.183								
5	1	11:03.589	9:25.211	50.793	47.585	29.6	31:58.772								
92 1. Abdulaziz AL SAYED Honda FD2 QTCC 2K															
1	1	3:56.710	1:42.944	1:01.149	1:12.617	82.9	3:56.710								
96 1. Abdulla ALI AL KHELAIFI Honda S2000 QTCC 2K															
2	1	2:23.413	51.845	47.187	44.381	136.8	5:08.495								
3	1	2:34.869	52.138	47.495	55.236	126.7	7:43.364								
1	1	2:45.082	1:08.253	48.331	48.498	118.9	2:45.082								
4	1	4:03.018	2:27.709	48.578	46.731	80.7	11:46.382								
5	1	6:10.181	56.748	1:00.791	4:12.642	53.0	17:56.563								
99 1. Mohammed EMADADHI Renault Clio RS QTCC 2K															
7	1	2:42.100	58.487	52.752	50.861	121.1	33:23.470								
4	1	2:44.433	1:00.974	52.664	50.795	119.3	11:48.498								
2	1	2:45.161	59.545	53.896	51.720	118.8	6:15.899								
3	1	2:48.166	59.880	55.933	52.353	116.7	9:04.065								
5	1	3:19.280	1:01.482	57.794	1:20.004	98.5	15:07.778								
1	1	3:30.738	1:29.644	1:01.243	59.851	93.1	3:30.738								
8	1	4:22.600	1:06.470	1:01.978	2:14.152	74.7	37:46.070								
6	1	15:33.592	...	1:00.054	53.059	21.0	30:41.370								
100 1. Mohammed AL BUAINAIN Honda Civic QTCC 2K															
6	1	2:39.533	57.578	51.769	50.186	123.0	40:28.263								
3	1	2:46.758	1:03.609	52.237	50.912	117.7	11:50.010								
2	1	2:50.173	1:02.085	55.318	52.770	115.3	9:03.252								
7	1	3:07.676	1:03.862	56.752	1:07.062	104.6	43:35.939								
1	1	6:13.079	4:15.201	1:00.680	57.198	52.6	6:13.079								
4	1	9:57.630	1:13.331	1:14.733	7:29.566	32.8	21:47.640								
5	1	16:01.090	...	56.732	53.072	20.4	37:48.730								



2025 QTCC 2K Round 2

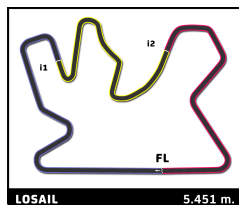
LIC

Qualifying Practice

Sector Analysis

— Invalidated Lap ■ Personal Best ■ Session Best B Crossing the pit lane

Lap	D	Time	Sector 1	Sector 2	Sector 3	Kph	Elapsed	Lap	D	Time	Sector 1	Sector 2	Sector 3	Kph	Elapsed			
1	1.Ghanim AL MADHEED							Lotus Elise QTCC 2K										
	3	1	2:22.339	51.268	46.683	44.388	137.9	31:23.600	8	1	2:36.724	57.059	51.790	47.875	125.2	39:38.743		
	4	1	3:37.399	B	56.189	50.447	1:50.763	90.3	35:00.999	9	1	2:45.063	56.833	55.115	53.115	118.9	42:23.806	
	1	1	13:45.934	B	...	49.416	1:11.499	23.8	13:45.934	11	1	2:46.915	1:09.489	49.964	47.462	117.6	2:46.915	
	2	1	15:15.327	...	50.447	45.115	21.4	29:01.261	12	1	3:00.733	B	1:02.782	56.871	1:01.080	108.6	50:30.566	
	5	1	4:16.232	B	58.530	54.265	2:23.437	76.6	14:43.472	13	1	8:33.307	6:55.244	49.896	48.167	38.2	59:03.873	
3	1.Saeed AL HAJRI							Toyota 86 QTCC 2K										
	7	1	2:32.813	55.458	50.106	47.249	128.4	39:34.516	6	1	19:46.300	...	54.993	1:03.363	16.5	34:29.772		
	6	1	2:33.509	55.961	49.650	47.898	127.8	37:01.703	8	1	2:48.355	1:00.613	54.482	53.260	116.6	35:11.355		
	5	1	2:33.891	55.721	49.714	48.456	127.5	34:28.194	3	1	2:50.895	1:00.780	54.578	55.537	114.8	8:56.758		
	2	1	2:44.907	59.237	53.477	52.193	119.0	6:14.329	2	1	2:51.796	1:01.199	55.611	54.986	114.2	6:05.863		
	8	1	3:19.402	B	1:04.389	1:02.779	1:12.234	98.4	42:53.918	1	1	3:14.067	1:18.387	58.826	56.854	101.1	3:14.067	
5	1.Ibrahim ABDULGHANI							Honda S2000 QTCC 2K										
	1	1	3:29.422	1:36.677	58.189	54.556	93.7	3:29.422	7	1	3:40.755	B	1:09.009	1:07.304	1:24.442	88.9	38:52.110	
	3	1	3:57.908	B	59.377	50.748	2:07.783	82.5	10:12.237	4	1	5:02.832	B	1:15.755	1:04.417	2:42.660	64.8	13:59.590
	4	1	21:42.066	...	50.277	47.801	15.1	31:54.303	5	1	18:23.410	...	1:02.233	57.246	17.8	32:23.000		
	2	1	2:27.813	53.529	48.698	45.586	132.8	6:22.784	10	1	2:56.780	1:02.795	55.895	58.090	111.0	11:19.248		
	3	1	2:32.783	53.032	49.388	50.363	128.4	8:55.567	2	1	2:58.748	1:04.600	56.647	57.501	109.8	8:22.468		
6	1.Nasser ABDULHADI							Toyota GT86 QTCC 2K										
	1	1	3:54.971	2:11.744	56.026	47.201	83.5	3:54.971	1	1	5:23.720	3:21.825	1:01.884	1:00.011	60.6	5:23.720		
	7	1	2:29.569	53.837	49.380	46.352	131.2	36:50.591	3	1	2:32.072	54.341	49.328	48.403	129.0	9:03.589		
	3	1	2:30.585	54.296	49.589	46.700	130.3	9:31.814	2	1	2:55.139	54.534	55.731	1:04.874	112.0	6:31.517		
	2	1	2:31.087	54.997	49.474	46.616	129.9	7:01.229	1	1	3:36.378	1:36.243	1:03.200	56.935	90.7	3:36.378		
	4	1	2:32.216	55.353	49.519	47.344	128.9	12:04.030	4	1	4:11.431	B	1:04.549	1:07.953	1:58.929	78.0	13:15.020	
7	1.Hussen AHMED							Subaru BRZ QTCC 2K										
	10	1	2:32.247	55.136	49.553	47.558	128.9	37:02.019	8	1	2:30.033	54.180	49.033	46.820	130.8	39:22.688		
	10	1	2:32.795	55.707	49.994	47.094	128.4	44:56.601	7	1	2:30.038	54.261	49.275	46.502	130.8	36:52.655		
	4	1	2:32.949	55.711	50.176	47.062	128.3	10:27.240	6	1	2:30.185	54.726	49.016	46.443	130.7	34:22.617		
	11	1	2:33.232	55.580	50.407	47.245	128.1	47:29.833	2	1	2:45.090	59.162	53.491	52.437	118.9	6:13.971		
	2	1	2:33.486	55.912	50.007	47.567	127.9	5:20.401	3	1	2:50.469	B	58.318	51.899	1:00.252	115.1	9:04.440	
8	1.Yousef AL JABRI							Renault Clio QTCC 2K										
	1	1	2:33.890	56.573	50.135	47.182	127.5	7:54.291	9	1	3:38.542	B	1:03.014	53.747	1:41.781	89.8	43:01.230	
	11	1	2:33.232	55.580	50.407	47.245	128.1	47:29.833	4	1	4:38.215	B	2:32.903	50.794	1:14.518	70.5	13:42.655	
	2	1	2:33.486	55.912	50.007	47.567	127.9	5:20.401	5	1	18:09.777	...	49.644	47.245	18.0	31:52.432		
	3	1	2:33.890	56.573	50.135	47.182	127.5	7:54.291	39	1	1:Abdulla AL ABBASI	Honda QTCC 2K						



2025 QTCC 2K Round 2

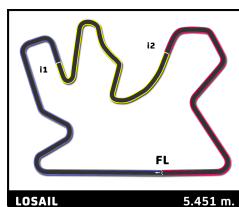
LIC

Qualifying Practice

Sector Analysis

— Invalidated Lap ■ Personal Best ■ Session Best B Crossing the pit lane

Lap	D	Time	Sector 1	Sector 2	Sector 3	Kph	Elapsed	Lap	D	Time	Sector 1	Sector 2	Sector 3	Kph	Elapsed	
74 1.Mansour AL HAJRI Toyota GT86 QTCC 2K																
4	1	2:40.585	57.630	51.543	51.412	122.2	11:37.813									
7	1	2:40.810	58.778	52.150	49.882	122.0	33:14.842									
8	1	2:43.570	58.476	53.021	52.073	120.0	35:58.412									
3	1	2:44.206	1:01.338	52.939	49.929	119.5	8:57.228									
2	1	2:46.479	59.771	54.000	52.708	117.9	6:13.022									
9	1	2:58.343	59.308	53.404	1:05.631	110.0	38:56.755									
1	1	3:26.543	1:26.677	59.723	1:00.143	95.0	3:26.543									
5	1	7:06.122	1:03.959	1:03.222	4:58.941	46.1	18:43.935									
6	1	11:50.097	...	53.436	52.010	27.6	30:34.032									
77 1.Omran KARAMA Toyota GT86 QTCC 2K																
1	1	9:55.685	8:21.950	48.729	45.006	32.9	9:55.685									
2	1	21:33.271	B			15.2	31:28.956									
82 1.Ahmed ALABBASI Integra DC2 QTCC 2K																
8	1	2:28.851	53.776	48.859	46.216	131.8	35:30.220									
3	1	2:29.040	53.618	48.841	46.581	131.7	9:50.903									
4	1	2:29.094	53.790	48.476	46.828	131.6	12:19.997									
9	1	2:29.742	53.687	49.132	46.923	131.0	37:59.962									
7	1	2:38.101	54.030	53.280	50.791	124.1	33:01.369									
2	1	3:09.656	1:16.247	59.034	54.375	103.5	7:21.863									
1	1	4:12.207	1:59.565	1:07.261	1:05.381	77.8	4:12.207									
6	1	6:49.765	4:59.252	58.555	51.958	47.9	30:23.268									
10	1	10:03.324	B			32.5	48:03.286									
5	1	11:13.506	1:08.278	1:02.936	9:02.292	29.1	23:33.503									
84 1.Mohamed AL NAEMI Volkswagen QTCC 2K																
3	1	2:59.760	1:06.176	58.990	54.594	109.2	9:18.464									
2	1	3:01.408	1:07.103	59.069	55.236	108.2	6:18.704									
1	1	3:17.296	1:19.432	1:00.583	57.281	99.5	3:17.296									
4	1	3:25.583	1:09.541	1:03.310	1:12.732	95.5	12:44.047									
85 1.Mohd AL MAHMOUD Toyota GT86 QTCC 2K																
7	1	2:32.517	55.707	49.455	47.355	128.7	36:32.657									
6	1	2:33.418	55.814	50.413	47.191	127.9	34:00.140									
2	1	2:33.598	56.683	49.642	47.273	127.8	8:22.392									
3	1	2:45.891	1:04.909	53.264	47.718	118.3	11:08.283									
8	1	3:07.218	1:00.333	54.192	1:12.693	104.8	39:39.875									
4	1	5:16.661	B	56.016	55.846	3:24.799	62.0	16:24.944								
1	1	5:48.794	4:04.008	55.093	49.693	56.3	5:48.794									
5	1	15:01.778	...	49.797	48.154	21.8	31:26.722									
86 1.Khalifa AL MOHANNADI Toyota GT86 QTCC 2K																
4	1	2:47.748	1:00.750	54.281	52.717	117.0	12:06.846									
3	1	2:49.144	1:01.685	54.110	53.349	116.0	9:19.098									
2	1	2:54.820	1:03.084	56.094	55.642	112.3	6:29.954									
1	1	3:35.134	1:31.473	1:01.471	1:02.190	91.2	3:35.134									
5	1	10:22.904	B	1:08.192	1:03.822	8:10.890	31.5	22:29.750								
89 1.Ali EMADADHI Acura RSX Type S QTCC 2K																
4	1	2:28.421	53.862	48.017	46.542	132.2	11:50.113									
3	1	2:29.933	54.703	48.872	46.358	130.9	9:21.692									
2	1	2:37.539	59.021	50.594	47.924	124.6	6:51.759									
1	1	4:14.220	2:20.021	55.644	58.555	77.2	4:14.220									
5	1	7:26.411	B	1:06.310	58.028	5:22.073	44.0	19:16.524								
90 1.Ahmed AL EMADI Honda s2000 QTCC 2K																
8	1	2:26.114	52.847	48.495	44.772	134.3	33:45.830									
12	1	2:26.406	52.972	48.229	45.205	134.0	43:34.150									
14	1	2:26.484	53.053	48.132	45.299	134.0	48:27.165									
13	1	2:26.531	53.088	48.274	45.169	133.9	46:00.681									
7	1	2:26.821	53.024	48.414	45.383	133.7	31:19.716									
10	1	2:26.837	52.961	48.443	45.433	133.6	38:39.827									
9	1	2:27.160	53.139	48.996	45.025	133.3	36:12.990									
11	1	2:27.917	53.009	49.812	45.096	132.7	41:07.744									
3	1	2:30.474	53.150	48.892	48.432	130.4	7:57.393									
4	1	2:31.257	57.869	48.459	44.929	129.7	10:28.650									
1	1	2:41.535	1:07.329	48.734	45.472	121.5	2:41.535									
5	1	2:44.897	B	52.814	48.522	1:03.561	119.0	13:13.547								
2	1	2:45.384	56.260	1:02.434	46.690	118.7	5:26.919									
15	1	3:41.989	B	56.171	53.544	1:52.274	88.4	52:09.154								
6	1	15:39.348	...	48.616	47.139	20.9	28:52.895									



2025 QTCC 2K Round 2

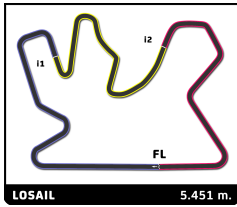
LIC

Qualifying Practice

Sector Analysis

— Invalidated Lap ■ Personal Best ■ Session Best B Crossing the pit lane

Lap	D	Time	Sector 1	Sector 2	Sector 3	Kph	Elapsed	Lap	D	Time	Sector 1	Sector 2	Sector 3	Kph	Elapsed
91 1. Muath AL MUFTAH Subaru 2000 QTCC 2K															
3	1	2:33.410	55.279	50.093	48.038	127.9	12:07.168								
7	1	2:34.057	55.219	50.390	48.448	127.4	37:07.286								
6	1	2:34.457	55.571	50.863	48.023	127.0	34:33.229								
2	1	2:36.479	55.936	53.058	47.485	125.4	9:33.758								
8	1	3:08.777	1:05.087	1:01.224	1:02.466	104.0	40:16.063								
9	1	3:30.647	1:09.733	1:03.438	1:17.476	93.2	43:46.710								
1	1	6:57.279	5:16.735	50.844	49.700	47.0	6:57.279								
4	1	8:48.015	1:04.759	1:06.000	6:37.256	37.2	20:55.183								
5	1	11:03.589	9:25.211	50.793	47.585	29.6	31:58.772								
92 1. Abdulaziz AL SAYED Honda FD2 QTCC 2K															
1	1	3:56.710	1:42.944	1:01.149	1:12.617	82.9	3:56.710								
96 1. Abdulla ALI AL KHELAIFI Honda S2000 QTCC 2K															
2	1	2:23.413	51.845	47.187	44.381	136.8	5:08.495								
3	1	2:34.869	52.138	47.495	55.236	126.7	7:43.364								
1	1	2:45.082	1:08.253	48.331	48.498	118.9	2:45.082								
4	1	4:03.018	2:27.709	48.578	46.731	80.7	11:46.382								
5	1	6:10.181	56.748	1:00.791	4:12.642	53.0	17:56.563								
99 1. Mohammed EMADADHI Renault Clio RS QTCC 2K															
7	1	2:42.100	58.487	52.752	50.861	121.1	33:23.470								
4	1	2:44.433	1:00.974	52.664	50.795	119.3	11:48.498								
2	1	2:45.161	59.545	53.896	51.720	118.8	6:15.899								
3	1	2:48.166	59.880	55.933	52.353	116.7	9:04.065								
5	1	3:19.280	1:01.482	57.794	1:20.004	98.5	15:07.778								
1	1	3:30.738	1:29.644	1:01.243	59.851	93.1	3:30.738								
8	1	4:22.600	1:06.470	1:01.978	2:14.152	74.7	37:46.070								
6	1	15:33.592	...	1:00.054	53.059	21.0	30:41.370								
100 1. Mohammed AL BUAINAIN Honda Civic QTCC 2K															
6	1	2:39.533	57.578	51.769	50.186	123.0	40:28.263								
3	1	2:46.758	1:03.609	52.237	50.912	117.7	11:50.010								
2	1	2:50.173	1:02.085	55.318	52.770	115.3	9:03.252								
7	1	3:07.676	1:03.862	56.752	1:07.062	104.6	43:35.939								
1	1	6:13.079	4:15.201	1:00.680	57.198	52.6	6:13.079								
4	1	9:57.630	1:13.331	1:14.733	7:29.566	32.8	21:47.640								
5	1	16:01.090	...	56.732	53.072	20.4	37:48.730								



2025 QTCC 2K Round 2
LIC
Race 1 (10 Laps, 54.5 km.)

Provisional Starting Grid

2:49.144 Khalifa AL MOHANNADI	86	- 10 -	100	2:50.173 Mohammed AL BUAINAIN
2:42.100 Mohammed EMADADHI	99	- 9 -	8	2:48.355 Yousef AL JABRI
2:34.057 Muath AL MUFTAH	91	- 8 -	39	2:40.810 Abdulla AL ABBASI
2:32.517 Mohd AL MAHMOUD	85	- 7 -	3	2:32.813 Saeed AL HAJRI
2:32.072 Abdulaziz AL JABRI	11	- 6 -	7	2:32.247 Hussen AHMED
2:29.933 Ali EMADADHI	89	- 5 -	23	2:30.033 Ibrahim AL MANNAI
2:29.569 Nasser ABDULHADI	6	- 4 -	77	2:29.733 Omran KARAMA
2:27.813 Ibrahim ABDULGHANI	5	- 3 -	82	2:28.851 Ahmed ALABBASI
2:23.413 Abdulla ALI AL KHELAIFI	96	- 2 -	90	2:26.114 Ahmed AL EMADI
		- 1 -	1	2:22.339 Ghanim AL MADHEED

↓
Pole

Car #10,84, Below Qualifying Time

Car #42,#74,#92 No Qualifying Time

The results are provisional until the end of the limit for protests and appeals.

The limit time for protest expires 30'after publication of results.-Time.....

Published at:

Race Director

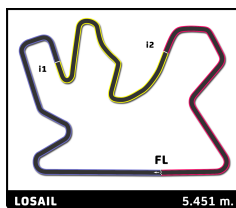
Franck Vayssie



Timekeeper:

Isaac Mulungi





2025 QTCC 2K Round 2

LIC

Warm Up

Classification

No	Driver	Nat	Team	Car	Cl.	Time	Lap Total	Gap	Kph
1	5 Ibrahim ABDULGHANI	QAT		Honda S2000	QTCC 2K	2:26.513	4 5	- -	133.9
2	74 Mansour AL HAJRI	QAT		Toyota GT86	QTCC 2K	2:29.477	6 6	+2.964 +2.964	131.3
3	92 Abdulaziz AL SAYED	QAT		Honda FD2	QTCC 2K	2:30.163	4 6	+3.650 +0.686	130.7
4	6 Nasser AL AHBABI	QAT		Toyota GT86	QTCC 2K	2:32.647	4 4	+6.134 +2.484	128.6
5	91 Muath AL MUFTAH	QAT		Subaru 2000	QTCC 2K	2:32.750	2 5	+6.237 +0.103	128.5
6	3 Saeed AL HAJRI	QAT		Toyota 86	QTCC 2K	2:33.663	2 4	+7.150 +0.913	127.7
7	39 Abdulla AL ABBASI	QAT		Honda	QTCC 2K	2:41.800	2 3	+15.287 +8.137	121.3

Max. qual. time: 2:50.806

1	Ghanim AL MADHEED	QAT		Lotus Elise	QTCC 2K		1		
7	Hussen AHMED	QAT		Subaru BRZ	QTCC 2K				
8	Yousef AL JABRI	QAT		Renault Clio	QTCC 2K				
10	Nasser SHEGHAIL	QAT		Honda Civic	QTCC 2K		1		
11	Abdulaziz AL JABRI	QAT		Honda Civic	QTCC 2K				
23	Ibrahim AL MANNAI	QAT		Toyota GT86	QTCC 2K				
77	Omran KARAMA	PSE		Toyota GT86	QTCC 2K				
82	Ahmed ALABBASI	QAT		Integra DC2	QTCC 2K		3		
84	Mohamed AL NAEMI	QAT		Volkswagen	QTCC 2K				
85	Mohd AL MAHMOUD	QAT		Toyota GT86	QTCC 2K				
86	Khalifa AL MOHANNADI	QAT		Toyota GT86	QTCC 2K				
89	Ali EMADADHI	QAT		Acura RSX Type S	QTCC 2K				
90	Ahmed AL EMADI	QAT		Honda s2000	QTCC 2K				
96	Abdulla ALI AL KHELAIIFI	QAT		Honda S2000	QTCC 2K		4		
99	Mohammed EMADADHI	QAT		Renault Clio RS	QTCC 2K				
100	Mohamed AL BUAINAIN	QAT		Honda Civic	QTCC 2K				

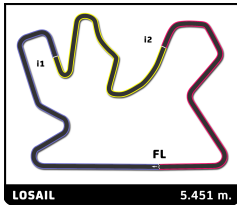
Fastest Lap: Lap 4 | Ibrahim ABDULGHANI | **2:26.513** | 133.9 Kph

The results are provisional until the end of the limit for protests and appeals.
The limit time for protest expires 30' after publication of results. -Time.....

Published at:

Track Status: **DRY**

<p>Race Director Franck Vayssie</p>		<p>Timekeeper: Isaac Mulungi</p>	
--	---	---	---



2025 QTCC 2K Round 2
LIC
Race 1 (10 Laps, 54.5 km.)

Final Starting Grid

2:29.477 Mansour AL HAJRI	74	- 11 -	92	2:30.163 Abdulaziz AL SAYED
2:49.144 Khalifa AL MOHANNADI	86	- 10 -	100	2:50.173 Mohamed AL BUAINAIN
2:42.100 Mohammed EMADADHI	99	- 9 -	8	2:48.355 Yousef AL JABRI
2:34.057 Muath AL MUFTAH	91	- 8 -	39	2:40.810 Abdulla AL ABBASI
2:32.517 Mohd AL MAHMOUD	85	- 7 -	3	2:32.813 Saeed AL HAJRI
2:32.072 Abdulaziz AL JABRI	11	- 6 -	7	2:32.247 Hussen AHMED
2:29.933 Ali EMADADHI	89	- 5 -	23	2:30.033 Ibrahim AL MANNAI
2:29.569 Nasser AL AHBABI	6	- 4 -	77	2:29.733 Omran KARAMA
2:27.813 Ibrahim ABDULGHANI	5	- 3 -	82	2:28.851 Ahmed ALABBASI
2:23.413 Abdulla ALI AL KHELAIFI	96	- 2 -	90	2:26.114 Ahmed AL EMADI
		- 1 -	1	2:22.339 Ghanim AL MADHEED



Pole

Car #10,#84, No Qualifying Time

The results are provisional until the end of the limit for protests and appeals.

The limit time for protest expires 30' after publication of results.-Time.....

Published at:

Race Director

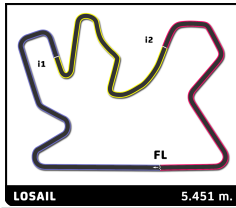
Franck Vayssie



Timekeeper:

Isaac Mulungi





2025 QTCC 2K Round 2

LIC

Race 1 (10 Laps, 54.5 km.)

Classification

No	Driver	Nat	Team	Car	Cl.	Laps	Total Time	Gap	Kph	Best Lap		
										Lap	Time	Kph
1	5 Ibrahim ABDULGHANI	QAT		Honda S2000	QTCC 2K	10	27:50.046	-	117.5	7	2:53.267	113.3
2	90 Ahmed AL EMADI	QAT		Honda s2000	QTCC 2K	10	27:50.105	+0.059	117.5	7	2:54.122	112.7
3	89 Ali EMADADHI	QAT		Acura RSX Type S	QTCC 2K	10	27:50.580	+0.534	117.5	7	2:53.264	113.3
4	74 Mansour AL HAJRI	QAT		Toyota GT86	QTCC 2K	10	27:52.422	+2.376	117.3	7	2:53.155	113.3
5	92 Abdulaziz AL SAYED	QAT		Honda FD2	QTCC 2K	10	27:52.530	+2.484	117.3	7	2:52.591	113.7
6	6 Nasser AL AHBABI	QAT		Toyota GT86	QTCC 2K	10	27:55.174	+5.128	117.1	7	2:53.613	113.0
7	77 Omran KARAMA	PSE		Toyota GT86	QTCC 2K	10	27:55.848	+5.802	117.1	7	2:53.017	113.4
8	11 Abdulaziz AL JABRI	QAT		Honda Civic	QTCC 2K	10	27:55.916	+5.870	117.1	7	2:53.331	113.2
9	7 Hussen AHMED	QAT		Subaru BRZ	QTCC 2K	10	27:56.612	+6.566	117.0	7	2:53.869	112.9
10	91 Muath AL MUFTAH	QAT		Subaru 2000	QTCC 2K	10	27:57.520	+7.474	117.0	5	2:53.200	113.3
11	39 Abdulla AL ABBASI	QAT		Honda	QTCC 2K	10	27:59.148	+9.102	116.9	5	2:52.854	113.5
12	100 Mohamed AL BUAINAIN	QAT		Honda Civic	QTCC 2K	10	28:00.838	+10.792	116.7	7	2:48.500	116.5
13	82 Ahmed ALABBASI	QAT		Integra DC2	QTCC 2K	10	28:01.729	+11.683	116.7	7	2:53.290	113.2
14	99 Mohammed EMADADHI	QAT		Renault Clio RS	QTCC 2K	10	28:02.564	+12.518	116.6	7	2:49.136	116.0
15	8 Yousef AL JABRI	QAT		Renault Clio	QTCC 2K	10	28:07.493	+17.447	116.3	5	2:51.025	114.7
Retired												
85	Mohd AL MAHMOUD	QAT		Toyota GT86	QTCC 2K	8	31:27.408			7	2:53.210	113.3
3	Saeed AL HAJRI	QAT		Toyota 86	QTCC 2K	6	17:05.561			5	3:05.180	106.0
1	Ghanim AL MADHEED	QAT		Lotus Elise	QTCC 2K	4	10:52.601					
86	Khalifa AL MOHANNADI	QAT		Toyota GT86	QTCC 2K	4	11:56.037					
96	Abdulla ALI AL KHELAIIFI	QAT		Honda S2000	QTCC 2K	4	33:47.369					
23	Ibrahim AL MANNAI	QAT		Toyota GT86	QTCC 2K	1	2:36.637					

Pole Position:	Ghanim AL MADHEED	2:22.339	137.9 Kph
Fastest Lap:	Lap7 Mohamed AL BUAINAIN	2:48.500	116.5 Kph

Car #82, 10 Seconds penalty for jump starting.

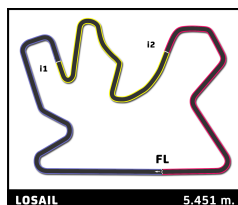
The results are provisional until the end of the limit for protests and appeals.

The limit time for protest expires 30' after publication of results. - Time.....

Published at:

Track Status: **DRY**

Race Director Franck Vayssie		Timekeeper: Isaac Mulungi	
--	--	-------------------------------------	--



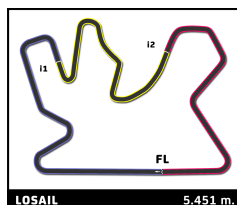
2025 QTCC 2K Round 2

LIC

Race 1

Lap Chart

No	Pos	Grid	Lap										
			1	2	3	4	5	6	7	8	9	10	
1	1	1	1	1	1	90	90	90	90	90	90	5	5
96	2	96	96	96	96	5	5	5	5	5	5	90	90
90	3	90	90	90	90	89	89	89	89	89	89	89	89
5	4	5	5	5	5	82	82	82	82	82	82	82	82
82	5	82	82	89	89	74	74	74	74	74	74	74	74
6	6	6	89	82	82	92	92	92	92	92	92	92	92
77	7	77	77	77	74	6	6	6	6	6	6	6	6
89	8	89	6	74	6	77	77	77	77	77	77	77	77
23	9	23	6	92	7	7	7	7	7	11	11	11	11
11	10	11	74	7	77	11	11	11	11	7	7	7	7
7	11	7	7	92	7	3	3	85	85	91	91	91	91
85	12	85	92	3	11	85	85	39	39	39	39	39	39
3	13	3	3	11	3	39	39	91	91	100	100	100	100
91	14	91	11	91	85	91	91	100	100	99	99	99	99
39	15	39	91	85	39	1	100	99	99	8	8	8	8
99	16	99	85	39	91	100	99	8	8	85			
8	17	8	39	100	100	99	8	3					
86	18	86	100	99	99	8							
100	19	100	99	8	8	86							
74	20	74	8	86	86	96							
92	21	92	86										



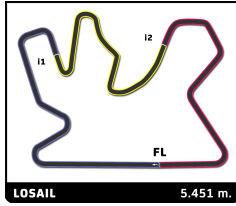
2025 QTCC 2K Round 2

LIC

Race 1

Best Sector Times

Sector 1		Sector 2		Sector 3		Pos	No Driver	Ideal Lap	Best Lap
Pos	No Driver	Time	No Driver	Time	No Driver				
1	1 G.AL MADHEED	51.364	1 G.AL MADHEED	46.677	96 A.ALI AL KHELAIFI	43.933	1	1 G.AL MADHEED	2:22.211
2	96 A.ALI AL KHELAIFI	51.888	96 A.ALI AL KHELAIFI	46.816	1 G.AL MADHEED	44.170	2	96 A.ALI AL KHELAIFI	2:22.637
3	90 A.AL EMADI	52.508	5 I.ABDULGHANI	47.759	90 A.AL EMADI	44.822	3	90 A.AL EMADI	2:25.183 2:54.122 (16)
4	5 I.ABDULGHANI	52.645	89 A.EMADADHI	47.832	5 I.ABDULGHANI	45.110	4	5 I.ABDULGHANI	2:25.514 2:53.267 (11)
5	89 A.EMADADHI	52.919	90 A.AL EMADI	47.853	89 A.EMADADHI	45.636	5	89 A.EMADADHI	2:26.387 2:53.264 (10)
6	82 A.ALABBASI	53.482	82 A.ALABBASI	48.267	74 M.AL HAJRI	46.239	6	82 A.ALABBASI	2:28.055 2:53.290 (12)
7	92 A.AL SAYED	53.941	74 M.AL HAJRI	48.488	82 A.ALABBASI	46.306	7	74 M.AL HAJRI	2:28.782 2:53.155 (7)
8	74 M.AL HAJRI	54.055	92 A.AL SAYED	48.693	92 A.AL SAYED	46.397	8	92 A.AL SAYED	2:29.031 2:52.591 (4)
9	11 A.AL JABRI	54.073	11 A.AL JABRI	49.066	6 N.AL AHBABI	46.553	9	11 A.AL JABRI	2:30.352 2:53.331 (13)
10	77 O.KARAMA	54.370	77 O.KARAMA	49.151	7 H.AHMED	46.712	10	7 H.AHMED	2:30.402 2:53.869 (15)
11	85 M.AL MAHMOUD	54.415	7 H.AHMED	49.214	85 M.AL MAHMOUD	46.753	11	77 O.KARAMA	2:30.457 2:53.017 (6)
12	7 H.AHMED	54.476	6 N.AL AHBABI	49.325	3 S.AL HAJRI	46.879	12	6 N.AL AHBABI	2:30.655 2:53.613 (14)
13	6 N.AL AHBABI	54.777	23 I.AL MANNAI	49.549	77 O.KARAMA	46.936	13	85 M.AL MAHMOUD	2:30.916 2:53.210 (9)
14	39 A.AL ABBASI	55.156	3 S.AL HAJRI	49.728	91 M.AL MUFTAH	47.050	14	3 S.AL HAJRI	2:32.068 3:05.180 (17)
15	91 M.AL MUFTAH	55.229	85 M.AL MAHMOUD	49.748	11 A.AL JABRI	47.213	15	91 M.AL MUFTAH	2:32.835 2:53.200 (8)
16	3 S.AL HAJRI	55.461	39 A.AL ABBASI	50.219	23 I.AL MANNAI	47.491	16	39 A.AL ABBASI	2:33.433 2:52.854 (5)
17	100 M.AL BUAINAIN	58.072	91 M.AL MUFTAH	50.556	39 A.AL ABBASI	48.058	17	100 M.AL BUAINAIN	2:41.976 2:48.500 (1)
18	99 M.EMADADHI	58.357	100 M.AL BUAINAIN	52.893	99 M.EMADADHI	50.857	18	99 M.EMADADHI	2:42.720 2:49.136 (2)
19	8 Y.AL JABRI	58.757	86 K.AL MOHANNADI	52.939	100 M.AL BUAINAIN	51.011	19	8 Y.AL JABRI	2:44.308 2:51.025 (3)

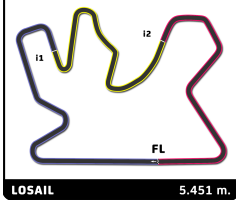


2025 QTCC 2K Round 2

LIC
After Race 1

Event maximum speed

No	Driver	Team	Car	Class	Top Speed	Lap	Session
92	Abdulaziz AL SAYED		Honda FD2	QTCC 2K	206.5	3	Race 1
5	Ibrahim ABDULGHANI		Honda S2000	QTCC 2K	204.5	9	Race 1
1	Ghanim AL MADHEED		Lotus Elise	QTCC 2K	204.2	3	Qualifying Practice
82	Ahmed ALABBASI		Integra DC2	QTCC 2K	204.2	4	Qualifying Practice
11	Abdulaziz AL JABRI		Honda Civic	QTCC 2K	202.2	2	Qualifying Practice
89	Ali EMADADHI		Acura RSX Type S	QTCC 2K	201.1	4	Qualifying Practice
74	Mansour AL HAJRI		Toyota GT86	QTCC 2K	200.4	2	Qualifying Practice
96	Abdulla ALI AL KHELAFI		Honda S2000	QTCC 2K	197.8	5	Qualifying Practice
39	Abdulla AL ABBASI		Honda	QTCC 2K	196.7	8	Race 1
77	Omran KARAMA		Toyota GT86	QTCC 2K	196.4	8	Race 1
90	Ahmed AL EMADI		Honda s2000	QTCC 2K	196.4	9	Qualifying Practice
7	Hussen AHMED		Subaru BRZ	QTCC 2K	192.5	2	Race 1
91	Muath AL MUFTAH		Subaru 2000	QTCC 2K	192.5	2	Race 1
100	Mohamed AL BUAINAIN		Honda Civic	QTCC 2K	191.8	7	Qualifying Practice
23	Ibrahim AL MANNAI		Toyota GT86	QTCC 2K	189.8	7	Qualifying Practice
6	Nasser AL AHBABI		Toyota GT86	QTCC 2K	189.8	3	Qualifying Practice
85	Mohd AL MAHMOUD		Toyota GT86	QTCC 2K	188.2	8	Race 1
3	Saeed AL HAJRI		Toyota 86	QTCC 2K	187.2	2	Race 1
86	Khalifa AL MOHANNADI		Toyota GT86	QTCC 2K	183.1	5	Qualifying Practice
8	Yousef AL JABRI		Renault Clio	QTCC 2K	180.6	6	Qualifying Practice
99	Mohammed EMADADHI		Renault Clio RS	QTCC 2K	178.2	5	Qualifying Practice
10	Nasser SHEGHAIL		Honda Civic	QTCC 2K	170.9	3	Qualifying Practice
84	Mohamed AL NAEMI		Volkswagen	QTCC 2K	141.5	3	Qualifying Practice



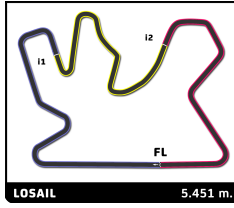
2025 QTCC 2K Round 2

LIC

Race 1

Leader Sequence by Class

No	Driver	Team	Car	Start Lap	End Lap	Laps	Total Laps
QTCC 2K							
1	Ghanim AL MADHEED		Lotus Elise	1	3	3	3
90	Ahmed AL EMADI		Honda s2000	4	8	5	5
5	Ibrahim ABDULGHANI		Honda S2000	9	10	2	2



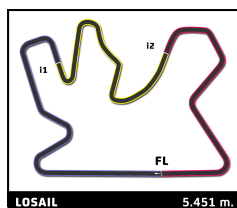
2025 QTCC 2K Round 2

LIC

Race 1

Fastest Lap Sequence

Elapsed	No	Driver	Team	Car	Class	Time	Kph	Lap
13:13.811	90	Ahmed AL EMADI		Honda s2000	QTCC 2K	3:26.919	94.8	5
13:14.982	5	Ibrahim ABDULGHANI		Honda S2000	QTCC 2K	3:23.003	96.7	5
13:15.602	89	Ali EMADADHI		Acura RSX Type S	QTCC 2K	3:20.983	97.6	5
13:16.342	82	Ahmed ALABBASI		Integra DC2	QTCC 2K	3:17.076	99.6	5
13:17.500	74	Mansour AL HAJRI		Toyota GT86	QTCC 2K	3:09.721	103.4	5
13:17.859	92	Abdulaziz AL SAYED		Honda FD2	QTCC 2K	3:09.058	103.8	5
13:18.614	6	Nasser AL AHBABI		Toyota GT86	QTCC 2K	3:07.476	104.7	5
13:20.776	77	Omran KARAMA		Toyota GT86	QTCC 2K	3:06.738	105.1	5
13:22.485	11	Abdulaziz AL JABRI		Honda Civic	QTCC 2K	3:04.556	106.3	5
13:24.247	85	Mohd AL MAHMOUD		Toyota GT86	QTCC 2K	3:02.513	107.5	5
13:39.283	39	Abdulla AL ABBASI		Honda	QTCC 2K	2:52.854	113.5	5
13:58.901	8	Yousef AL JABRI		Renault Clio	QTCC 2K	2:51.025	114.7	5
19:43.492	100	Mohamed AL BUAINAIN		Honda Civic	QTCC 2K	2:48.500	116.5	7



2025 QTCC 2K Round 2

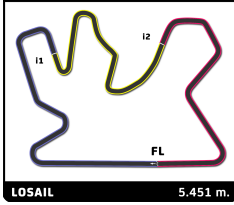
LIC

Race 1

Analysis by lap

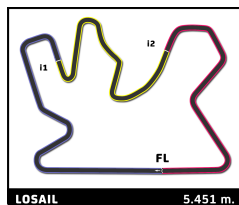
Lapped ■

No	Lap Time	Gap	No	Lap Time	Gap	No	Lap Time	Gap	No	Lap Time	Gap	No	Lap Time	Gap
Lap 1														
			89	2:27.285	17.925	39	2:52.854	25.472	77	2:32.345	11.986			
1	2:24.045	0.000	82	2:28.710	20.741	91	2:53.200	26.599	11	2:31.213	12.650			
96	2:24.625	0.580	74	2:30.226	28.037	100	2:54.459	44.117	7	2:31.525	12.835			
90	2:27.555	3.510	6	2:31.369	29.725	99	2:53.715	44.629	91	2:37.874	25.342			
5	2:32.028	7.983	92	2:30.885	30.170	8	2:51.025	45.090	39	2:42.842	29.366			
82	2:32.369	8.324	77	2:34.261	31.160				100	2:43.253	35.077			
89	2:32.457	8.412	7	2:32.291	31.530	Lap 6								
77	2:35.811	11.766	11	2:31.719	34.383	90	3:18.153		99	2:42.738	36.236			
6	2:36.237	12.192	3	2:32.713	35.337	5	3:18.591	1.609	8	2:45.255	42.065			
23	2:36.637	12.592	85	2:33.751	39.151	89	3:18.502	2.140	Lap 9					
74	2:36.941	12.896	39	2:36.144	49.315	82	3:18.416	2.794	5	2:27.788				
7	2:37.351	13.306	91	2:47.169	51.579	74	3:18.003	3.539	90	2:28.905	0.187			
92	2:37.695	13.650	100	2:44.172	1:07.678	92	3:18.479	4.374	89	2:26.471	0.828			
3	2:38.800	14.755	99	2:44.403	1:08.999	6	3:18.604	5.254	82	2:28.568	4.295			
11	2:39.214	15.169	8	2:45.005	1:13.540	77	3:17.516	6.328	74	2:29.358	6.551			
91	2:40.019	15.974	86	2:44.276	1:20.794	7	3:17.771	7.145	92	2:29.962	8.954			
85	2:42.089	18.044	Lap 4			11	3:17.289	7.810	6	2:31.725	13.858			
39	2:44.928	20.883	90	2:26.547		85	3:16.296	8.579	77	2:31.802	15.070			
100	2:48.912	24.867	5	2:26.962	5.087	39	3:02.513	9.832	11	2:32.628	16.560			
99	2:50.339	26.294	89	2:27.325	7.727	91	3:01.982	10.428	7	2:33.474	17.591			
8	2:52.584	28.539	82	2:29.156	12.374	100	2:57.064	23.028	91	2:35.397	32.021			
86	2:57.084	33.039	74	2:30.373	20.887	99	2:57.590	24.066	39	2:34.413	35.061			
Lap 2														
1	2:22.571		92	2:29.262	21.909	8	2:57.844	24.781	100	2:43.273	49.632			
96	2:23.299	1.308	6	2:32.044	24.246	3	3:42.213	33.597	99	2:45.112	52.630			
90	2:26.534	7.473	77	2:33.509	27.146	Lap 7								
5	2:26.964	12.376	7	2:33.466	27.473	90	2:54.122		8	2:44.357	57.704			
89	2:27.552	13.393	11	2:34.177	31.037	5	2:53.267	0.754	Lap 10					
82	2:29.031	14.784	3	2:33.462	31.276	89	2:53.264	1.282	5	3:29.660				
77	2:30.457	19.652	85	2:33.214	34.842	82	2:53.290	1.962	90	3:29.532	0.059			
74	2:30.239	20.564	39	2:47.745	59.537	74	2:53.155	2.572	89	3:29.366	0.534			
6	2:31.488	21.109	91	2:46.262	1:00.318	92	2:52.591	2.843	82	3:27.048	1.683			
7	2:31.257	21.992	1	3:43.232	1:05.709	6	2:53.613	4.745	74	3:25.485	2.376			
92	2:30.959	22.038	100	2:46.422	1:16.577	77	2:53.017	5.223	92	3:23.190	2.484			
3	2:33.193	25.377	99	2:46.357	1:17.833	7	2:53.869	6.892	6	3:20.930	5.128			
11	2:32.819	25.417	8	2:44.967	1:20.984	11	2:53.331	7.019	77	3:20.392	5.802			
91	2:33.760	27.163	86	3:25.874	2:09.145	85	2:53.210	7.667	11	3:18.970	5.870			
85	2:32.680	28.153	Lap 5			39	2:56.396	12.106	7	3:18.635	6.566			
39	2:37.612	35.924	90	3:26.919		91	2:56.744	13.050	91	3:05.113	7.474			
100	2:43.963	46.259	5	3:23.003	1.171	100	2:48.500	17.406	39	3:03.701	9.102			
99	2:43.626	47.349	89	3:20.983	1.791	99	2:49.136	19.080	100	2:50.820	10.792			
8	2:45.320	51.288	82	3:17.076	2.531	8	2:51.733	22.392	99	2:49.548	12.518			
86	2:48.803	59.271	74	3:09.721	3.689	Lap 8								
Lap 3														
1	2:22.753		92	3:09.058	4.048	90	2:25.582		85	11:53.655	2 Laps			
96	2:23.211	1.766	6	3:07.476	4.803	5	2:25.758	0.930	96	26:36.234	6 Laps			
90	2:26.256	10.976	77	3:06.738	6.965	89	2:27.375	3.075						
5	2:26.025	15.648	7	3:06.973	7.527	82	2:28.065	4.445						
Lap 4														
11	3:04.556	8.674	11	3:04.556	8.674	74	2:28.921	5.911						
3	3:05.180	9.537	3	3:05.180	9.537	92	2:30.449	7.710						
85	3:02.513	10.436	85	3:02.513	10.436	6	2:31.688	10.851						



Pit Stop Analysis

No	In Time	In Driver	Out Time	Out Driver	Pit Time	T.Pit Time	No	In Time	In Driver	Out Time	Out Driver	Pit Time	T.Pit Time



2025 QTCC 2K Round 2

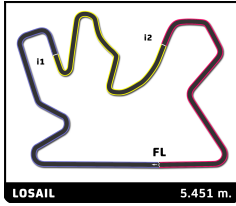
LIC

Race 1

Sector Analysis

— Invalidated Lap ■ Personal Best ■ Session Best B Crossing the pit lane

Lap	D	Time	Sector 1	Sector 2	Sector 3	Kph	Elapsed	Lap	D	Time	Sector 1	Sector 2	Sector 3	Kph	Elapsed	
1	1.Ghanim AL MADHEED Lotus Elise QTCC 2K							2	1	2:31.257	54.924	49.354	46.979	129.7	5:08.608	
	8	1	2:31.525	54.476	49.214	47.835	129.5	22:04.503								
	3	1	2:32.291	55.170	50.409	46.712	128.9	7:40.899								
	4	1	2:33.466	54.471	50.473	48.522	127.9	10:14.365								
	9	1	2:33.474	55.430	49.381	48.663	127.9	24:37.977								
3	1.Saeed AL HAJRI Toyota 86 QTCC 2K							1	1	2:37.351	59.409	50.671	47.271	124.7	2:37.351	
	7	1	2:53.869	1:09.446	56.066	48.357	112.9	19:32.978								
	5	1	3:06.973	59.549	1:08.239	59.185	105.0	13:21.338								
	6	1	3:17.771	1:09.770	1:09.641	58.360	99.2	16:39.109								
	10	1	3:18.635	1:05.826	1:16.560	56.249	98.8	27:56.612								
	3	1	2:32.713	56.061	49.773	46.879	128.5	7:44.706								
	2	1	2:33.193	55.461	49.966	47.766	128.1	5:11.993								
5	1.Ibrahim ABDULGHANI Honda S2000 QTCC 2K							4	1	2:33.462	54.884	49.728	48.850	127.9	10:18.168	
	1	1	2:38.800	1:00.048	50.995	47.757	123.6	2:38.800								
	5	1	3:05.180	1:00.656	1:04.587	59.937	106.0	13:23.348								
	6	1	3:42.213	1:09.499	1:09.725	1:22.989	88.3	17:05.561								
	8	1	2:25.758	52.645	47.890	45.223	134.6	21:52.598								
	3	1	2:26.025	52.472	48.443	45.110	134.4	7:25.017								
	4	1	2:26.962	52.679	48.930	45.353	133.5	9:51.979								
	2	1	2:26.964	53.130	48.456	45.378	133.5	4:58.992								
	9	1	2:27.788	53.296	48.507	45.985	132.8	24:20.386								
	1	1	2:32.028	56.503	47.759	47.766	129.1	2:32.028								
6	1.Nasser AL AHBABI Toyota GT86 QTCC 2K							7	1	2:53.267	1:09.592	52.893	50.782	113.3	19:26.840	
	6	1	3:18.591	1:10.302	1:08.623	59.666	98.8	16:33.573								
	5	1	3:23.003	1:10.908	1:13.207	58.888	96.7	13:14.982								
	10	1	3:29.660	1:16.481	1:16.972	56.207	93.6	27:50.046								
	3	1	2:31.369	54.937	49.325	47.107	129.6	7:39.094								
	2	1	2:31.488	54.777	49.664	47.047	129.5	5:07.725								
	8	1	2:31.688	55.024	49.859	46.805	129.4	22:02.519								
	9	1	2:31.725	55.079	49.834	46.812	129.3	24:34.244								
	4	1	2:32.044	55.675	49.738	46.631	129.1	10:11.138								
	1	1	2:36.237	58.867	50.817	46.553	125.6	2:36.237								
7	1.Hussen AHMED Subaru BRZ QTCC 2K							7	1	2:53.613	1:09.839	55.785	47.989	113.0	19:30.831	
	5	1	3:07.476	57.301	1:11.925	58.250	104.7	13:18.614								
	6	1	3:18.604	1:09.726	1:09.638	59.240	98.8	16:37.218								
	10	1	3:20.930	1:07.249	1:16.934	56.747	97.7	27:55.174								
	9	1	2:34.413	55.156	50.215	49.042	127.1	24:55.447								
	3	1	2:36.144	57.056	50.219	48.869	125.7	7:58.684								
	2	1	2:37.612	56.513	51.121	49.978	124.5	5:22.540								
	8	1	2:42.842	55.822	58.962	48.058	120.5	22:21.034								
	8	1.Yousef AL JABRI Renault Clio QTCC 2K							9	1	2:44.357	58.757	53.438	52.162	119.4	25:18.090
		4	1	2:44.967	59.612	53.340	52.015	119.0	11:07.876							
3		1	2:45.005	58.935	53.593	52.477	118.9	8:22.909								
8		1	2:45.255	59.316	53.661	52.278	118.7	22:33.733								
2		1	2:45.320	59.359	53.536	52.425	118.7	5:37.904								
10		1	2:49.403	1:00.859	55.596	52.948	115.8	28:07.493								
5		1	2:51.025	1:00.621	55.892	54.512	114.7	13:58.901								
7		1	2:51.733	1:01.934	55.510	54.289	114.3	19:48.478								
1		1	2:52.584	1:06.695	53.560	52.329	113.7	2:52.584								
6		1	2:57.844	1:04.937	58.161	54.746	110.3	16:56.745								
11	1.Abdulaziz AL JABRI Honda Civic QTCC 2K							8	1	2:31.213	54.073	49.927	47.213	129.8	22:04.318	
	3	1	2:31.719	55.081	49.066	47.572	129.3	7:43.752								
	9	1	2:32.628	55.165	48.947	48.516	128.6	24:36.946								
	2	1	2:32.819	55.856	49.352	47.611	128.4	5:12.033								
	4	1	2:34.177	55.213	49.530	49.434	127.3	10:17.929								
	1	1	2:39.214	1:00.929	50.625	47.660	123.3	2:39.214								
	7	1	2:53.331	1:09.212	56.006	48.113	113.2	19:33.105								
	5	1	3:04.556	1:00.459	1:04.406	59.691	106.3	13:22.485								
	6	1	3:17.289	1:09.761	1:09.165	58.363	99.5	16:39.774								
	10	1	3:18.970	1:06.059	1:16.590	56.321	98.6	27:55.916								
23	1.Ibrahim AL MANNAI Toyota GT86 QTCC 2K							1	1	2:36.637	59.597	49.549	47.491	125.3	2:36.637	



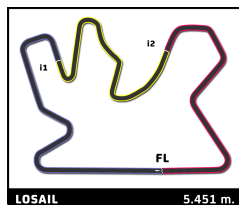
2025 QTCC 2K Round 2

LIC Race 1

Sector Analysis

— Invalidated Lap ■ Personal Best ■ Session Best B Crossing the pit lane

Lap	D	Time	Sector 1	Sector 2	Sector 3	Kph	Elapsed	Lap	D	Time	Sector 1	Sector 2	Sector 3	Kph	Elapsed	Driver	Car
<div style="border: 1px solid black; padding: 5px; display: inline-block;">74</div> 1. Mansour AL HAJRI Toyota GT86 QTCC 2K																	
1	1	2:44.928	1:03.684	51.738	49.506	119.0	2:44.928	2	1	2:32.680	56.064	49.863	46.753	128.5	5:14.769		
4	1	2:47.745	56.119	50.942	1:00.684	117.0	10:46.429	4	1	2:33.214	55.425	50.242	47.547	128.1	10:21.734		
5	1	2:52.854	1:02.660	54.603	55.591	113.5	13:39.283	3	1	2:33.751	56.766	49.748	47.237	127.6	7:48.520		
7	1	2:56.396	1:08.383	56.895	51.118	111.2	19:38.192	1	1	2:42.089	1:04.065	50.834	47.190	121.1	2:42.089		
6	1	3:02.513	1:00.040	1:04.835	57.638	107.5	16:41.796	7	1	2:53.210	1:09.072	55.874	48.264	113.3	19:33.753		
10	1	3:03.701	58.363	1:08.309	57.029	106.8	27:59.148	5	1	3:02.513	57.500	1:04.700	1:00.313	107.5	13:24.247		
8	1	2:28.921	54.194	48.488	46.239	131.8	21:57.579	6	1	3:16.296	1:09.131	1:09.838	57.327	100.0	16:40.543		
9	1	2:29.358	54.055	49.052	46.251	131.4	24:26.937	8	1	11:53.655 B	54.415	9:51.082	1:08.158	27.5	31:27.408		
3	1	2:30.226	54.086	49.586	46.554	130.6	7:37.406	1	1	2:42.089	1:04.065	50.834	47.190	121.1	2:42.089		
2	1	2:30.239	54.829	48.677	46.733	130.6	5:07.180	1	1	2:57.084	1:08.896	54.611	53.577	110.8	2:57.084		
<div style="border: 1px solid black; padding: 5px; display: inline-block;">77</div> 1. Omran KARAMA Toyota GT86 QTCC 2K																	
2	1	2:30.457	54.370	49.151	46.936	130.4	5:06.268	3	1	2:44.276	1:00.079	52.939	51.258	119.5	8:30.163		
9	1	2:31.802	54.482	49.553	47.767	129.3	24:35.456	2	1	2:48.803	1:03.001	53.352	52.450	116.3	5:45.887		
8	1	2:32.345	55.471	49.339	47.535	128.8	22:03.654	1	1	2:57.084	1:08.896	54.611	53.577	110.8	2:57.084		
4	1	2:33.509	54.705	50.190	48.614	127.8	10:14.038	4	1	3:25.874 B	1:03.334	1:03.148	1:19.392	95.3	11:56.037		
3	1	2:34.261	54.456	50.231	49.574	127.2	7:40.529	9	1	2:26.471	52.919	47.899	45.653	134.0	24:21.214		
1	1	2:35.811	58.666	49.445	47.700	125.9	2:35.811	3	1	2:27.285	53.189	47.832	46.264	133.2	7:27.294		
7	1	2:53.017	1:09.494	55.734	47.789	113.4	19:31.309	4	1	2:27.325	53.202	48.487	45.636	133.2	9:54.619		
5	1	3:06.738	59.347	1:07.969	59.422	105.1	13:20.776	8	1	2:27.375	53.090	48.247	46.038	133.2	21:54.743		
6	1	3:17.516	1:09.528	1:09.149	58.839	99.4	16:38.292	2	1	2:27.552	53.294	47.949	46.309	133.0	5:00.009		
10	1	3:20.392	1:06.882	1:16.816	56.694	97.9	27:55.848	1	1	2:32.457	56.746	48.601	47.110	128.7	2:32.457		
<div style="border: 1px solid black; padding: 5px; display: inline-block;">82</div> 1. Ahmed ALABBASI Integra DC2 QTCC 2K																	
8	1	2:28.065	53.482	48.267	46.316	132.5	21:56.113	7	1	2:53.264	1:09.726	52.524	51.014	113.3	19:27.368		
9	1	2:28.568	53.561	48.542	46.465	132.1	24:24.681	6	1	3:18.502	1:10.286	1:08.713	59.503	98.9	16:34.104		
3	1	2:28.710	53.476	48.928	46.306	132.0	7:30.110	5	1	3:20.983	1:08.884	1:13.366	58.733	97.6	13:15.602		
2	1	2:29.031	53.795	48.818	46.418	131.7	5:01.400	10	1	3:29.366	1:16.899	1:16.868	55.599	93.7	27:50.580		
4	1	2:29.156	53.788	48.738	46.630	131.6	9:59.266	9	1	2:26.471	52.919	47.899	45.653	134.0	24:21.214		
1	1	2:32.369	55.357	48.720	48.292	128.8	2:32.369	3	1	2:27.285	53.189	47.832	46.264	133.2	7:27.294		
7	1	2:53.290	1:09.740	52.146	51.404	113.2	19:28.048	4	1	2:27.325	53.202	48.487	45.636	133.2	9:54.619		
5	1	3:17.076	1:04.847	1:13.288	58.941	99.6	13:16.342	8	1	2:27.375	53.090	48.247	46.038	133.2	21:54.743		
6	1	3:18.416	1:10.210	1:08.540	59.666	98.9	16:34.758	2	1	2:27.552	53.294	47.949	46.309	133.0	5:00.009		
10	1	3:27.048	1:13.897	1:16.828	56.323	94.8	27:51.729	1	1	2:32.457	56.746	48.601	47.110	128.7	2:32.457		
<div style="border: 1px solid black; padding: 5px; display: inline-block;">85</div> 1. Mohd AL MAHMOUD Toyota GT86 QTCC 2K																	
2	1	2:32.680	56.064	49.863	46.753	128.5	5:14.769	9	1	2:26.471	52.919	47.899	45.653	134.0	24:21.214		
4	1	2:33.214	55.425	50.242	47.547	128.1	10:21.734	3	1	2:27.285	53.189	47.832	46.264	133.2	7:27.294		
3	1	2:33.751	56.766	49.748	47.237	127.6	7:48.520	4	1	2:27.325	53.202	48.487	45.636	133.2	9:54.619		
1	1	2:42.089	1:04.065	50.834	47.190	121.1	2:42.089	8	1	2:27.375	53.090	48.247	46.038	133.2	21:54.743		
7	1	2:53.210	1:09.072	55.874	48.264	113.3	19:33.753	2	1	2:27.552	53.294	47.949	46.309	133.0	5:00.009		
5	1	3:02.513	57.500	1:04.700	1:00.313	107.5	13:24.247	1	1	2:32.457	56.746	48.601	47.110	128.7	2:32.457		
6	1	3:16.296	1:09.131	1:09.838	57.327	100.0	16:40.543	7	1	2:53.264	1:09.726	52.524	51.014	113.3	19:27.368		
8	1	11:53.655 B	54.415	9:51.082	1:08.158	27.5	31:27.408	6	1	3:18.502	1:10.286	1:08.713	59.503	98.9	16:34.104		
1	1	2:42.089	1:04.065	50.834	47.190	121.1	2:42.089	5	1	3:20.983	1:08.884	1:13.366	58.733	97.6	13:15.602		
1	1	2:57.084	1:08.896	54.611	53.577	110.8	2:57.084	10	1	3:29.366	1:16.899	1:16.868	55.599	93.7	27:50.580		
<div style="border: 1px solid black; padding: 5px; display: inline-block;">86</div> 1. Khalifa AL MOHANNADI Toyota GT86 QTCC 2K																	
3	1	2:44.276	1:00.079	52.939	51.258	119.5	8:30.163	9	1	2:26.471	52.919	47.899	45.653	134.0	24:21.214		
2	1	2:48.803	1:03.001	53.352	52.450	116.3	5:45.887	3	1	2:27.285	53.189	47.832	46.264	133.2	7:27.294		
1	1	2:57.084	1:08.896	54.611	53.577	110.8	2:57.084	4	1	2:27.325	53.202	48.487	45.636	133.2	9:54.619		
4	1	3:25.874 B	1:03.334	1:03.148	1:19.392	95.3	11:56.037	8	1	2:27.375	53.090	48.247	46.038	133.2	21:54.743		
9	1	2:26.471	52.919	47.899	45.653	134.0	24:21.214	2	1	2:27.552	53.294	47.949	46.309	133.0	5:00.009		
3	1	2:27.285	53.189	47.832	46.264	133.2	7:27.294	1	1	2:32.457	56.746	48.601	47.110	128.7	2:32.457		
4	1	2:27.325	53.202	48.487	45.636	133.2	9:54.619	7	1	2:53.264	1:09.726	52.524	51.014	113.3	19:27.368		
8	1	2:27.375	53.090	48.247	46.038	133.2	21:54.743	6	1	3:18.502	1:10.286	1:08.713	59.503	98.9	16:34.104		
2	1	2:27.552	53.294	47.949	46.309	133.0	5:00.009	5	1	3:20.983	1:08.884	1:13.366	58.733	97.6	13:15.602		
1	1	2:32.457	56.746	48.601	47.110	128.7	2:32.457	10	1	3:29.366	1:16.899	1:16.868	55.599	93.7	27:50.580		
<div style="border: 1px solid black; padding: 5px; display: inline-block;">89</div> 1. Ali EMADADHI Acura RSX Type S QTCC 2K																	
9	1	2:26.471	52.919	47.899	45.653	134.0	24:21.214	9	1	2:26.471	52.919	47.899	45.653	134.0	24:21.214		
3	1	2:27.285	53.189	47.832	46.264	133.2	7:27.294	3	1	2:26.256	53.271	48.163	44.822	134.2	7:20.345		
4	1	2:27.325	53.202	48.487	45.636	133.2	9:54.619	2	1	2:26.534	53.424	47.912	45.198	133.9	4:54.089		
8	1	2:27.375	53.090	48.247	46.038	133.2	21:54.743	4	1	2:26.547	52.915	48.348	45.284	133.9	9:46.892		
2	1	2:27.552	53.294	47.949	46.309	133.0	5:00.009	1	1	2:27.555	54.878	47.853	44.824	133.0	2:27.555		
1	1	2:32.457	56.746	48.601	47.110	128.7	2:32.457	9	1	2:28.905	54.736	48.459	45.710	131.8	24:20.573		
7	1	2:53.264	1:09.726	52.524	51.014	113.3	19:27.368	7	1	2:54.122	1:10.214	52.468	51.440	112.7	19:26.086		
6	1	3:18.502	1:10.286	1:08.713	59.503	98.9	16:34.104	6	1	3:18.153	1:10.769	1:08.350	59.034	99.0	16:31.964		
5	1	3:20.983	1:08.884	1:13.366	58.733	97.6	13:15.602	5	1	3:26.919	1:15.045	1:12.680	59.194	94.8	13:13.811		
10	1	3:29.366	1:16.899	1:16.868	55.599	93.7	27:50.580	10	1	3:29.532	1:16.915	1:16.930	55.687	93.7	27:50.105		
<div style="border: 1px solid black; padding: 5px; display: inline-block;">90</div> 1. Ahmed AL EMADI Honda s2000 QTCC 2K																	
8	1	2:25.582	52.508	48.168	44.906	134.8	21:51.668	8	1	2:25.582	52.508	48.168	44.906	134.8	21:51.668		
3	1	2:26.256	53.271	48.163	44.822	134.2	7:20.345	3	1	2:26.256	53.271	48.163	44.822	134.2	7:20.345		
2	1	2:26.534	53.424	47.912	45.198	133.9	4:54.089	2	1	2:26.534	53.424	47.912	45.198	133.9	4:54.089		
4	1	2:26.547	52.915	48.348	45.284	133.9	9:46.892	4	1	2:26.547	52.915	48.348					



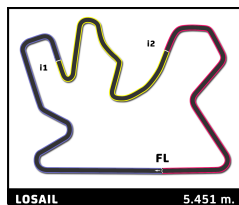
2025 QTCC 2K Round 2

LIC Race 1

Sector Analysis

— Invalidated Lap ■ Personal Best ■ Session Best B Crossing the pit lane

Lap	D	Time	Sector 1	Sector 2	Sector 3	Kph	Elapsed	Lap	D	Time	Sector 1	Sector 2	Sector 3	Kph	Elapsed
91 1. Muath AL MUFTAH Subaru 2000 QTCC 2K								100 1. Mohamed AL BUAINAIN Honda Civic QTCC 2K							
2	1	2:33.760	56.154	50.556	47.050	127.6	5:13.779	8	1	2:43.253	58.072	53.563	51.618	120.2	22:26.745
9	1	2:35.397	55.229	50.916	49.252	126.3	24:52.407	9	1	2:43.273	58.990	52.680	51.603	120.2	25:10.018
8	1	2:37.874	55.385	53.451	49.038	124.3	22:17.010	2	1	2:43.963	58.488	53.409	52.066	119.7	5:32.875
1	1	2:40.019	1:02.012	50.890	47.117	122.6	2:40.019	3	1	2:44.172	59.238	52.893	52.041	119.5	8:17.047
4	1	2:46.262	58.195	54.877	53.190	118.0	10:47.210	4	1	2:46.422	58.480	53.961	53.981	117.9	11:03.469
3	1	2:47.169	58.094	52.723	56.352	117.4	8:00.948	7	1	2:48.500	1:01.741	54.385	52.374	116.5	19:43.492
5	1	2:53.200	1:02.773	55.425	55.002	113.3	13:40.410	1	1	2:48.912	1:04.983	52.918	51.011	116.2	2:48.912
7	1	2:56.744	1:08.631	56.702	51.411	111.0	19:39.136	10	1	2:50.820	59.276	54.644	56.900	114.9	28:00.838
6	1	3:01.982	59.659	1:04.864	57.459	107.8	16:42.392	5	1	2:54.459	1:03.363	55.288	55.808	112.5	13:57.928
10	1	3:05.113	1:00.339	1:08.589	56.185	106.0	27:57.520	6	1	2:57.064	1:04.305	56.119	56.640	110.8	16:54.992
92 1. Abdulaziz AL SAYED Honda FD2 QTCC 2K															
4	1	2:29.262	53.317	49.435	46.510	131.5	10:08.801								
9	1	2:29.962	53.941	49.404	46.617	130.9	24:29.340								
8	1	2:30.449	54.745	49.012	46.692	130.4	21:59.378								
3	1	2:30.885	54.987	48.693	47.205	130.1	7:39.539								
2	1	2:30.959	55.789	48.773	46.397	130.0	5:08.654								
1	1	2:37.695	1:01.437	49.380	46.878	124.4	2:37.695								
7	1	2:52.591	1:09.734	52.831	50.026	113.7	19:28.929								
5	1	3:09.058	58.458	1:11.899	58.701	103.8	13:17.859								
6	1	3:18.479	1:09.697	1:09.274	59.508	98.9	16:36.338								
10	1	3:23.190	1:10.917	1:16.665	55.608	96.6	27:52.530								
96 1. Abdulla ALI AL KHELAIFI Honda S2000 QTCC 2K															
3	1	2:23.211	51.917	47.361	43.933	137.0	7:11.135								
2	1	2:23.299	51.888	47.207	44.204	136.9	4:47.924								
1	1	2:24.625	53.812	46.816	43.997	135.7	2:24.625								
4	1	26:36.234	B 51.880			12.3	33:47.369								
99 1. Mohammed EMADADHI Renault Clio RS QTCC 2K															
8	1	2:42.738	58.357	53.524	50.857	120.6	22:27.904								
2	1	2:43.626	58.614	53.506	51.506	119.9	5:33.965								
3	1	2:44.403	58.892	53.557	51.954	119.4	8:18.368								
9	1	2:45.112	58.410	53.425	53.277	118.9	25:13.016								
4	1	2:46.357	58.590	53.931	53.836	118.0	11:04.725								
7	1	2:49.136	1:01.619	55.752	51.765	116.0	19:45.166								
10	1	2:49.548	1:01.279	55.764	52.505	115.7	28:02.564								
1	1	2:50.339	1:04.823	53.836	51.680	115.2	2:50.339								
5	1	2:53.715	1:03.225	55.830	54.660	113.0	13:58.440								
6	1	2:57.590	1:04.750	58.032	54.808	110.5	16:56.030								



2025 QTCC 2K Round 2

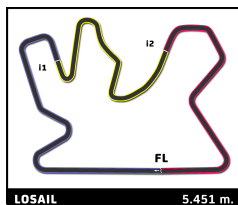
LIC

Race 1

Sector Analysis

— Invalidated Lap ■ Personal Best ■ Session Best B Crossing the pit lane

Lap	D	Time	Sector 1	Sector 2	Sector 3	Kph	Elapsed	Lap	D	Time	Sector 1	Sector 2	Sector 3	Kph	Elapsed
1	1.Ghanim AL MADHEED Lotus Elise QTCC 2K							2	1	2:31.257	54.924	49.354	46.979	129.7	5:08.608
	8	1	2:31.525	54.476	49.214	47.835	129.5	22:04.503							
	3	1	2:32.291	55.170	50.409	46.712	128.9	7:40.899							
	4	1	2:33.466	54.471	50.473	48.522	127.9	10:14.365							
	9	1	2:33.474	55.430	49.381	48.663	127.9	24:37.977							
3	1.Saeed AL HAJRI Toyota 86 QTCC 2K							1	1	2:37.351	59.409	50.671	47.271	124.7	2:37.351
	7	1	2:53.869	1:09.446	56.066	48.357	112.9	19:32.978							
	5	1	3:06.973	59.549	1:08.239	59.185	105.0	13:21.338							
	6	1	3:17.771	1:09.770	1:09.641	58.360	99.2	16:39.109							
	10	1	3:18.635	1:05.826	1:16.560	56.249	98.8	27:56.612							
	3	1	2:32.713	56.061	49.773	46.879	128.5	7:44.706							
	2	1	2:33.193	55.461	49.966	47.766	128.1	5:11.993							
5	1.Ibrahim ABDULGHANI Honda S2000 QTCC 2K							4	1	2:33.462	54.884	49.728	48.850	127.9	10:18.168
	1	1	2:38.800	1:00.048	50.995	47.757	123.6	2:38.800							
	5	1	3:05.180	1:00.656	1:04.587	59.937	106.0	13:23.348							
	6	1	3:42.213 B	1:09.499	1:09.725	1:22.989	88.3	17:05.561							
	8	1	2:25.758	52.645	47.890	45.223	134.6	21:52.598							
	3	1	2:26.025	52.472	48.443	45.110	134.4	7:25.017							
	4	1	2:26.962	52.679	48.930	45.353	133.5	9:51.979							
	2	1	2:26.964	53.130	48.456	45.378	133.5	4:58.992							
	9	1	2:27.788	53.296	48.507	45.985	132.8	24:20.386							
	1	1	2:32.028	56.503	47.759	47.766	129.1	2:32.028							
6	1.Nasser AL AHBABI Toyota GT86 QTCC 2K							7	1	2:53.267	1:09.592	52.893	50.782	113.3	19:26.840
	6	1	3:18.591	1:10.302	1:08.623	59.666	98.8	16:33.573							
	5	1	3:23.003	1:10.908	1:13.207	58.888	96.7	13:14.982							
	10	1	3:29.660	1:16.481	1:16.972	56.207	93.6	27:50.046							
	3	1	2:31.369	54.937	49.325	47.107	129.6	7:39.094							
	2	1	2:31.488	54.777	49.664	47.047	129.5	5:07.725							
	8	1	2:31.688	55.024	49.859	46.805	129.4	22:02.519							
	9	1	2:31.725	55.079	49.834	46.812	129.3	24:34.244							
	4	1	2:32.044	55.675	49.738	46.631	129.1	10:11.138							
	1	1	2:36.237	58.867	50.817	46.553	125.6	2:36.237							
7	1.Hussen AHMED Subaru BRZ QTCC 2K							7	1	2:53.613	1:09.839	55.785	47.989	113.0	19:30.831
	5	1	3:07.476	57.301	1:11.925	58.250	104.7	13:18.614							
	6	1	3:18.604	1:09.726	1:09.638	59.240	98.8	16:37.218							
	10	1	3:20.930	1:07.249	1:16.934	56.747	97.7	27:55.174							
	9	1	2:34.413	55.156	50.215	49.042	127.1	24:55.447							
8	1.Yousef AL JABRI Renault Clio QTCC 2K							3	1	2:36.144	57.056	50.219	48.869	125.7	7:58.684
	2	1	2:37.612	56.513	51.121	49.978	124.5	5:22.540							
	9	1	2:44.357	58.757	53.438	52.162	119.4	25:18.090							
	4	1	2:44.967	59.612	53.340	52.015	119.0	11:07.876							
	3	1	2:45.005	58.935	53.593	52.477	118.9	8:22.909							
11	1.Abdulaziz AL JABRI Honda Civic QTCC 2K							8	1	2:45.255	59.316	53.661	52.278	118.7	22:33.733
	2	1	2:45.320	59.359	53.536	52.425	118.7	5:37.904							
	10	1	2:49.403	1:00.859	55.596	52.948	115.8	28:07.493							
	5	1	2:51.025	1:00.621	55.892	54.512	114.7	13:58.901							
	7	1	2:51.733	1:01.934	55.510	54.289	114.3	19:48.478							
	1	1	2:52.584	1:06.695	53.560	52.329	113.7	2:52.584							
	6	1	2:57.844	1:04.937	58.161	54.746	110.3	16:56.745							
	8	1	2:31.213	54.073	49.927	47.213	129.8	22:04.318							
	3	1	2:31.719	55.081	49.066	47.572	129.3	7:43.752							
	9	1	2:32.628	55.165	48.947	48.516	128.6	24:36.946							
23	1.Ibrahim AL MANNAI Toyota GT86 QTCC 2K							2	1	2:32.819	55.856	49.352	47.611	128.4	5:12.033
	4	1	2:34.177	55.213	49.530	49.434	127.3	10:17.929							
	1	1	2:39.214	1:00.929	50.625	47.660	123.3	2:39.214							
	7	1	2:53.331	1:09.212	56.006	48.113	113.2	19:33.105							
	5	1	3:04.556	1:00.459	1:04.406	59.691	106.3	13:22.485							
39	1.Abdulla AL ABBASI Honda QTCC 2K							6	1	3:17.289	1:09.761	1:09.165	58.363	99.5	16:39.774
	10	1	3:18.970	1:06.059	1:16.590	56.321	98.6	27:55.916							
	1	1	2:36.637	59.597	49.549	47.491	125.3	2:36.637							
	9	1	2:34.413	55.156	50.215	49.042	127.1	24:55.447							



2025 QTCC 2K Round 2

LIC Race 1

Sector Analysis

— Invalidated Lap ■ Personal Best ■ Session Best B Crossing the pit lane

Lap	D	Time	Sector 1	Sector 2	Sector 3	Kph	Elapsed	Lap	D	Time	Sector 1	Sector 2	Sector 3	Kph	Elapsed
91 1. Muath AL MUFTAH Subaru 2000 QTCC 2K															
2	1	2:33.760	56.154	50.556	47.050	127.6	5:13.779	8	1	2:43.253	58.072	53.563	51.618	120.2	22:26.745
9	1	2:35.397	55.229	50.916	49.252	126.3	24:52.407	9	1	2:43.273	58.990	52.680	51.603	120.2	25:10.018
8	1	2:37.874	55.385	53.451	49.038	124.3	22:17.010	2	1	2:43.963	58.488	53.409	52.066	119.7	5:32.875
1	1	2:40.019	1:02.012	50.890	47.117	122.6	2:40.019	3	1	2:44.172	59.238	52.893	52.041	119.5	8:17.047
4	1	2:46.262	58.195	54.877	53.190	118.0	10:47.210	4	1	2:46.422	58.480	53.961	53.981	117.9	11:03.469
3	1	2:47.169	58.094	52.723	56.352	117.4	8:00.948	7	1	2:48.500	1:01.741	54.385	52.374	116.5	19:43.492
5	1	2:53.200	1:02.773	55.425	55.002	113.3	13:40.410	1	1	2:48.912	1:04.983	52.918	51.011	116.2	2:48.912
7	1	2:56.744	1:08.631	56.702	51.411	111.0	19:39.136	10	1	2:50.820	59.276	54.644	56.900	114.9	28:00.838
6	1	3:01.982	59.659	1:04.864	57.459	107.8	16:42.392	5	1	2:54.459	1:03.363	55.288	55.808	112.5	13:57.928
10	1	3:05.113	1:00.339	1:08.589	56.185	106.0	27:57.520	6	1	2:57.064	1:04.305	56.119	56.640	110.8	16:54.992
92 1. Abdulaziz AL SAYED Honda FD2 QTCC 2K															
4	1	2:29.262	53.317	49.435	46.510	131.5	10:08.801								
9	1	2:29.962	53.941	49.404	46.617	130.9	24:29.340								
8	1	2:30.449	54.745	49.012	46.692	130.4	21:59.378								
3	1	2:30.885	54.987	48.693	47.205	130.1	7:39.539								
2	1	2:30.959	55.789	48.773	46.397	130.0	5:08.654								
1	1	2:37.695	1:01.437	49.380	46.878	124.4	2:37.695								
7	1	2:52.591	1:09.734	52.831	50.026	113.7	19:28.929								
5	1	3:09.058	58.458	1:11.899	58.701	103.8	13:17.859								
6	1	3:18.479	1:09.697	1:09.274	59.508	98.9	16:36.338								
10	1	3:23.190	1:10.917	1:16.665	55.608	96.6	27:52.530								
96 1. Abdulla ALI AL KHELAIFI Honda S2000 QTCC 2K															
3	1	2:23.211	51.917	47.361	43.933	137.0	7:11.135								
2	1	2:23.299	51.888	47.207	44.204	136.9	4:47.924								
1	1	2:24.625	53.812	46.816	43.997	135.7	2:24.625								
4	1	26:36.234 B	51.880			12.3	33:47.369								
99 1. Mohammed EMADADHI Renault Clio RS QTCC 2K															
8	1	2:42.738	58.357	53.524	50.857	120.6	22:27.904								
2	1	2:43.626	58.614	53.506	51.506	119.9	5:33.965								
3	1	2:44.403	58.892	53.557	51.954	119.4	8:18.368								
9	1	2:45.112	58.410	53.425	53.277	118.9	25:13.016								
4	1	2:46.357	58.590	53.931	53.836	118.0	11:04.725								
7	1	2:49.136	1:01.619	55.752	51.765	116.0	19:45.166								
10	1	2:49.548	1:01.279	55.764	52.505	115.7	28:02.564								
1	1	2:50.339	1:04.823	53.836	51.680	115.2	2:50.339								
5	1	2:53.715	1:03.225	55.830	54.660	113.0	13:58.440								
6	1	2:57.590	1:04.750	58.032	54.808	110.5	16:56.030								