

## 2025 QTCC 2K OFFICIAL TEST

LIC

### QTCC 2K Final Entry List

List of competitors, drivers and cars allowed to take part

No Driver	Nat	Team	Car	Class
1 Ghanim AL MADHEED	QAT		Lotus Elise	QTCC 2K
5 Ibrahim ABDULGHANI	QAT		Honda S2000	QTCC 2K
7 Hussien AHMED	QAT			QTCC 2K
8 Yousef AL JABRI	QAT		Renault Clio	QTCC 2K
10 Nasser SHEGHAIL	QAT		Honda Civic	QTCC 2K
11 Abdulaziz AL JABRI	QAT		Honda Civic	QTCC 2K
39 Abdulla AL ABBASI	QAT			QTCC 2K
42 Ahmed ALASIRI	QAT		Honda Civic	QTCC 2K
74 Mansour AL HAJRI	QAT		Toyota GT86	QTCC 2K
77 Omran KARAMA	PAL		Toyota GT86	QTCC 2K
82 Ahmed ALABBASI	QAT		Integra DC2	QTCC 2K
85 Mohd AL MAHMOUD	QAT		Toyota GT86	QTCC 2K
86 Khalifah AL MOHANNADI	QAT			QTCC 2K
90 Ahmed AL EMADI	QAT		Honda s2000	QTCC 2K
91 Muath AL MUFTAH	QAT			QTCC 2K
92 Abdulaziz AL SAYED	QAT		Honda FD2	QTCC 2K
96 Abdulla ALI AL KHELAIIFI	QAT		Honda S2000	QTCC 2K
100 Mohammed AL BUAINAIN	QAT		Honda Civic	QTCC 2K

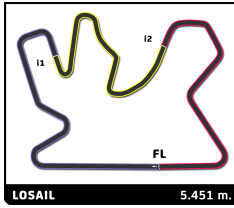
**18 Competitors**

The results are provisional until the end of the limit for protests and appeals.

The limit time for protest expires 30' after publication of results.-Time.....

Published at: .....

<p><b>Race Director</b> Franck Vayssie</p>		<p><b>Timekeeper:</b> Isaac Mulungi</p>	
--	---	---	---



## 2025 QTCC 2K OFFICIAL TEST

LIC

QTCC 2K Practice Session

Classification

No	Driver	Nat	Team	Car	Cl.	Time	Lap Total	Gap	Kph
1	1 Ghanim AL MADHEED	QAT		Lotus Elise	QTCC 2K	<b>2:24.090</b>	9 12	- -	<b>136.2</b>
2	42 Ahmed ALASIRI	QAT		Honda Civic	QTCC 2K	<b>2:28.096</b>	4 5	+4.006 +4.006	<b>132.5</b>
3	74 Mansour AL HAJRI	QAT		Toyota GT86	QTCC 2K	<b>2:30.953</b>	3 3	+6.863 +2.857	<b>130.0</b>
4	5 Ibrahim ABDULGHANI	QAT		Honda S2000	QTCC 2K	<b>2:33.439</b>	6 7	+9.349 +2.486	<b>127.9</b>
5	92 Abdulaziz AL SAYED	QAT		Honda FD2	QTCC 2K	<b>2:33.607</b>	10 11	+9.517 +0.168	<b>127.8</b>
6	7 Hussien AHMED	QAT			QTCC 2K	<b>2:36.324</b>	4 6	+12.234 +2.717	<b>125.5</b>
7	85 Mohd AL MAHMOUD	QAT		Toyota GT86	QTCC 2K	<b>2:37.179</b>	6 7	+13.089 +0.855	<b>124.8</b>
8	86 Khalifah AL MOHANNADI	QAT			QTCC 2K	<b>2:42.699</b>	4 5	+18.609 +5.520	<b>120.6</b>
9	91 Muath AL MUFTAH	QAT			QTCC 2K	<b>2:42.720</b>	6 7	+18.630 +0.021	<b>120.6</b>
10	8 Yousef AL JABRI	QAT		Renault Clio	QTCC 2K				
11	10 Nasser SHEGHAIL	QAT		Honda Civic	QTCC 2K				
12	11 Abdulaziz AL JABRI	QAT		Honda Civic	QTCC 2K				
13	39 Abdulla AL ABBASI	QAT			QTCC 2K		1		
14	77 Omran KARAMA	PAL		Toyota GT86	QTCC 2K				
15	82 Ahmed ALABBASI	QAT		Integra DC2	QTCC 2K				
16	90 Ahmed AL EMADI	QAT		Honda s2000	QTCC 2K				
17	96 Abdulla ALI AL KHELAIFI	QAT		Honda S2000	QTCC 2K		3		
18	100 Mohammed AL BUAINAIN	QAT		Honda Civic	QTCC 2K				

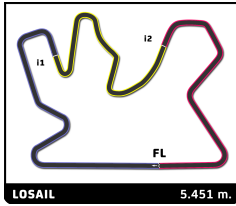
**Fastest Lap:** Lap 9 | Ghanim AL MADHEED | **2:24.090** | 136.2 Kph

The results are provisional until the end of the limit for protests and appeals.  
The limit time for protest expires 30'after publication of results.-Time.....

Published at: .....

Track Status: **DRY**

<p><b>Race Director</b> Franck Vayssie</p>		<p><b>Timekeeper:</b> Isaac Mulungi</p>	
--	--	---	--



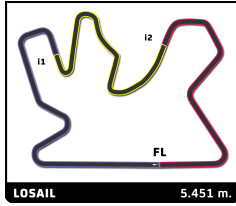
## 2025 QTCC 2K OFFICIAL TEST

LIC

QTCC 2K Practice Session

Best Sector Times

Sector 1			Sector 2			Sector 3			Ideal Lap	Best Lap
Pos	No Driver	Time	No Driver	Time	No Driver	Time	Pos	No Driver		
1	1 G.AL MADHEED	37.163	1 G.AL MADHEED	37.255	1 G.AL MADHEED	1:09.241	1	1 G.AL MADHEED	2:23.659	2:24.090 (1)
2	42 A.ALASIRI	37.966	42 A.ALASIRI	38.327	42 A.ALASIRI	1:11.803	2	42 A.ALASIRI	2:28.096	2:28.096 (2)
3	5 I.ABDULGHANI	39.253	5 I.ABDULGHANI	38.677	74 M.AL HAJRI	1:12.370	3	74 M.AL HAJRI	2:30.876	2:30.953 (3)
4	92 A.AL SAYED	39.407	74 M.AL HAJRI	38.926	92 A.AL SAYED	1:13.805	4	5 I.ABDULGHANI	2:31.865	2:33.439 (4)
5	74 M.AL HAJRI	39.580	96 A.ALI AL KHELAIFI	39.232	5 I.ABDULGHANI	1:13.935	5	92 A.AL SAYED	2:32.710	2:33.607 (5)
6	7 H.AHMED	40.929	92 A.AL SAYED	39.498	85 M.AL MAHMOUD	1:15.218	6	7 H.AHMED	2:36.219	2:36.324 (6)
7	85 M.AL MAHMOUD	41.295	85 M.AL MAHMOUD	39.753	7 H.AHMED	1:15.238	7	85 M.AL MAHMOUD	2:36.266	2:37.179 (7)
8	91 M.AL MUFTAH	41.721	7 H.AHMED	40.052	96 A.ALI AL KHELAIFI	1:16.097	8	96 A.ALI AL KHELAIFI	2:38.724	
9	86 K.AL MOHANNADI	42.080	91 M.AL MUFTAH	41.016	91 M.AL MUFTAH	1:18.332	9	91 M.AL MUFTAH	2:41.069	2:42.720 (9)
10	96 A.ALI AL KHELAIFI	43.395	86 K.AL MOHANNADI	41.375	86 K.AL MOHANNADI	1:18.769	10	86 K.AL MOHANNADI	2:42.224	2:42.699 (8)



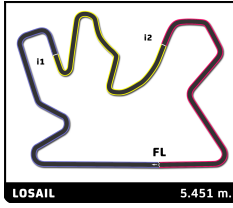
## 2025 QTCC 2K OFFICIAL TEST

LIC

After QTCC 2K Practice Session

Event maximum speed

No	Driver	Team	Car	Class	Top Speed	Lap	Session
92	Abdulaziz AL SAYED		Honda FD2	QTCC 2K	<b>196.7</b>	6	QTCC 2K Practice Sessic
1	Ghanim AL MADHEED		Lotus Elise	QTCC 2K	<b>195.3</b>	10	QTCC 2K Practice Sessic
42	Ahmed ALASIRI		Honda Civic	QTCC 2K	<b>193.5</b>	4	QTCC 2K Practice Sessic
91	Muath AL MUFTAH			QTCC 2K	<b>187.2</b>	7	QTCC 2K Practice Sessic
74	Mansour AL HAJRI		Toyota GT86	QTCC 2K	<b>183.1</b>	3	QTCC 2K Practice Sessic
5	Ibrahim ABDULGHANI		Honda S2000	QTCC 2K	<b>182.1</b>	4	QTCC 2K Practice Sessic
86	Khalifah AL MOHANNADI			QTCC 2K	<b>181.2</b>	4	QTCC 2K Practice Sessic
85	Mohd AL MAHMOUD		Toyota GT86	QTCC 2K	<b>178.5</b>	3	QTCC 2K Practice Sessic
7	Hussen AHMED			QTCC 2K	<b>175.9</b>	3	QTCC 2K Practice Sessic



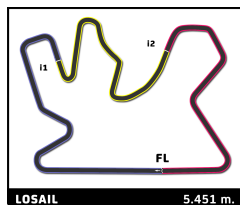
## 2025 QTCC 2K OFFICIAL TEST

LIC

QTCC 2K Practice Session

Fastest Lap Sequence

Elapsed	No	Driver	Team	Car	Class	Time	Kph	Lap
13:45.248	85	Mohd AL MAHMOUD		Toyota GT86	QTCC 2K	<b>2:44.200</b>	119.5	2
16:24.097	85	Mohd AL MAHMOUD		Toyota GT86	QTCC 2K	<b>2:38.849</b>	123.5	3
28:32.618	85	Mohd AL MAHMOUD		Toyota GT86	QTCC 2K	<b>2:37.179</b>	124.8	6
39:39.553	1	Ghanim AL MADHEED		Lotus Elise	QTCC 2K	<b>2:32.154</b>	129.0	2
42:04.944	1	Ghanim AL MADHEED		Lotus Elise	QTCC 2K	<b>2:25.391</b>	135.0	3
2:14:48.997	1	Ghanim AL MADHEED		Lotus Elise	QTCC 2K	<b>2:24.090</b>	136.2	9



# 2025 QTCC 2K OFFICIAL TEST

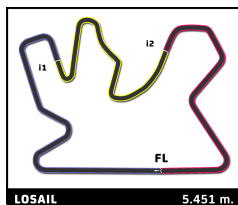
LIC

QTCC 2K Practice Session

## Sector Analysis

— Invalidated Lap    ■ Personal Best    ■ Session Best    B Crossing the pit lane

Lap D	Time	Sector 1	Sector 2	Sector 3	Kph	Elapsed	Lap D	Time	Sector 1	Sector 2	Sector 3	Kph	Elapsed		
<b>1</b> 1.Ghanim AL MADHEED Lotus Elise QTCC 2K							<b>74</b> 1.Mansour AL HAJRI Toyota GT86 QTCC 2K								
9	1	2:24.090	37.163	37.639	1:09.288	136.2	2:14:48.997	3	1	45:54.483	...	40.156	1:11.951	7.1	1:20:58.524
11	1	2:25.211	37.921	38.049	1:09.241	135.1	2:19:41.908	3	1	2:30.953	39.580	39.003	1:12.370	130.0	2:32:11.664
3	1	2:25.391	37.744	37.389	1:10.258	135.0	42:04.944	2	1	2:31.376	39.732	38.926	1:12.718	129.6	2:29:40.711
8	1	2:25.485	37.940	37.808	1:09.737	134.9	2:12:24.907	1	1	27:09.335	...	41.191	1:14.163	2.2	2:27:09.335
4	1	2:26.094	38.763	37.593	1:09.738	134.3	44:31.038	<b>85</b> 1.Mohd AL MAHMOUD Toyota GT86 QTCC 2K							
10	1	2:27.700	37.776	37.255	1:12.669	132.9	2:17:16.697	6	1	2:37.179	41.295	39.753	1:16.131	124.8	28:32.618
2	1	2:32.154	41.379	39.273	1:11.502	129.0	39:39.553	3	1	2:38.849	41.836	40.307	1:16.706	123.5	16:24.097
7	1	2:40.475	43.302	42.602	1:14.571	122.3	2:09:59.422	2	1	2:44.200	45.614	41.313	1:17.273	119.5	13:45.248
12	1	2:41.565	40.013	39.336	1:22.216	121.5	2:22:23.473	7	1	3:13.378	48.193	45.991	1:39.194	101.5	31:45.996
5	1	2:58.793	41.990	42.968	1:33.835	109.8	47:29.831	4	1	3:17.468	45.954	41.743	1:49.771	99.4	19:41.565
1	1	37:07.399	...	48.161	1:21.892	8.8	37:07.399	5	1	6:13.874	4:18.827	39.829	1:15.218	52.5	25:55.439
6	1	1:19:49.116	...	44.029	1:19.470	4.1	2:07:18.947	1	1	11:01.048	8:53.939	50.839	1:16.270	29.7	11:01.048
<b>5</b> 1.Ibrahim ABDULGHANI Honda S2000 QTCC 2K							<b>86</b> 1.Khalifah AL MOHANNADI QTCC 2K								
6	1	2:33.439	39.545	38.677	1:15.217	127.9	2:01:51.767	4	1	2:42.699	42.100	41.818	1:18.781	120.6	2:20:01.951
4	1	2:49.305	39.565	46.451	1:23.289	115.9	1:25:24.120	3	1	2:45.017	43.895	42.353	1:18.769	118.9	2:17:19.252
2	1	2:57.394	48.884	40.486	1:28.024	110.6	1:16:20.596	5	1	3:01.517	42.080	41.375	1:38.062	108.1	2:23:03.468
7	1	4:38.527	39.253	1:06.538	2:52.736	70.5	2:06:30.294	2	1	6:08.628	4:03.279	43.573	1:21.776	53.2	2:14:34.235
3	1	6:14.219	4:21.283	39.001	1:13.935	52.4	1:22:34.815	1	1	08:25.607	...	56.007	1:59.376	2.5	2:08:25.607
5	1	33:54.208	...	39.430	1:15.296	9.6	1:59:18.328	<b>91</b> 1.Muath AL MUFTAH QTCC 2K							
1	1	1:13:23.202	...	51.570	1:14.189	4.5	1:13:23.202	6	1	2:42.720	42.858	41.530	1:18.332	120.6	2:12:48.900
<b>7</b> 1.Hussen AHMED QTCC 2K							<b>92</b> 1.Abdulaziz AL SAYED Honda FD2 QTCC 2K								
4	1	2:36.324	41.034	40.052	1:15.238	125.5	46:41.052	10	1	2:33.607	39.407	40.271	1:13.929	127.8	2:23:08.230
2	1	2:38.768	41.727	40.112	1:16.929	123.6	41:25.616	7	1	2:33.941	40.457	39.679	1:13.805	127.5	2:15:15.876
3	1	2:39.112	40.929	40.194	1:17.989	123.3	44:04.728	8	1	2:34.418	39.821	40.547	1:14.050	127.1	2:17:50.294
5	1	3:34.922	52.361	51.113	1:51.448	91.3	50:15.974	6	1	2:34.665	40.243	39.498	1:14.924	126.9	2:12:41.935
6	1	28:20.765	...	48.777	1:41.892	11.5	1:18:36.739	3	1	2:37.229	40.757	40.718	1:15.754	124.8	1:23:15.498
1	1	38:46.848	...	46.348	1:18.560	8.4	38:46.848	9	1	2:44.329	39.657	45.279	1:19.393	119.4	2:20:34.623
<b>39</b> 1.Abdulla AL ABBASI QTCC 2K							<b>92</b> 1.Abdulaziz AL SAYED Honda FD2 QTCC 2K								
1	1	29:34.076	...	48.344	2:43.487	11.1	29:34.076	4	1	2:49.648	40.137	40.478	1:29.033	115.7	1:26:05.146
<b>42</b> 1.Ahmed ALASIRI Honda Civic QTCC 2K															
4	1	2:28.096	37.966	38.327	1:11.803	132.5	1:23:26.620								
2	1	3:23.520	44.120	48.859	1:50.541	96.4	35:04.041								
5	1	3:25.944	44.400	1:02.954	1:38.590	95.3	1:26:52.564								
1	1	31:40.521	...	47.286	1:21.400	10.3	31:40.521								



## 2025 QTCC 2K OFFICIAL TEST

LIC

QTCC 2K Practice Session

### Sector Analysis

— Invalidated Lap    ■ Personal Best    ■ Session Best    B Crossing the pit lane

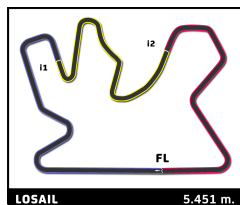
Lap	D	Time	Sector 1	Sector 2	Sector 3	Kph	Elapsed	Lap	D	Time	Sector 1	Sector 2	Sector 3	Kph	Elapsed
11	1	3:06.966 <b>B</b>	42.213	44.280	1:40.473	105.0	2:26:15.196								
2	1	30:40.793	...	52.734	1:47.902	10.7	1:20:38.269								
5	1	44:02.124	...	41.815	1:15.331	7.4	2:10:07.270								
1	1	49:57.476 <b>B</b>	...	1:05.637	1:57.824	6.5	49:57.476								

**96**

1. Abdulla ALI AL KHELAIFI

Honda S2000  
QTCC 2K

2	1	2:48.900 <b>B</b>	<b>43.395</b>	<b>39.232</b>	1:26.273	116.2	13:50.162
3	1	10:15.957 <b>B</b>	8:14.106	39.830	1:22.021	31.9	24:06.119
1	1	11:01.262	8:49.142	56.023	<b>1:16.097</b>	29.7	11:01.262



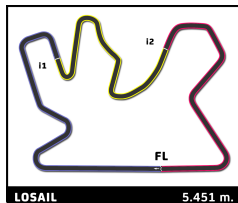
# 2025 QTCC 2K OFFICIAL TEST

## LIC QTCC 2K Practice Session

### Sector Analysis

— Invalidated Lap    ■ Personal Best    ■ Session Best    B Crossing the pit lane

Lap D	Time	Sector 1	Sector 2	Sector 3	Kph	Elapsed	Lap D	Time	Sector 1	Sector 2	Sector 3	Kph	Elapsed		
<b>1</b> 1.Ghanim AL MADHEED Lotus Elise QTCC 2K							<b>74</b> 1.Mansour AL HAJRI Toyota GT86 QTCC 2K								
9	1	2:24.090	37.163	37.639	1:09.288	136.2	2:14:48.997	3	1	45:54.483	...	40.156	1:11.951	7.1	1:20:58.524
11	1	2:25.211	37.921	38.049	1:09.241	135.1	2:19:41.908	3	1	2:30.953	39.580	39.003	1:12.370	130.0	2:32:11.664
3	1	2:25.391	37.744	37.389	1:10.258	135.0	42:04.944	2	1	2:31.376	39.732	38.926	1:12.718	129.6	2:29:40.711
8	1	2:25.485	37.940	37.808	1:09.737	134.9	2:12:24.907	1	1	27:09.335	...	41.191	1:14.163	2.2	2:27:09.335
4	1	2:26.094	38.763	37.593	1:09.738	134.3	44:31.038	<b>85</b> 1.Mohd AL MAHMOUD Toyota GT86 QTCC 2K							
10	1	2:27.700	37.776	37.255	1:12.669	132.9	2:17:16.697	6	1	2:37.179	41.295	39.753	1:16.131	124.8	28:32.618
2	1	2:32.154	41.379	39.273	1:11.502	129.0	39:39.553	3	1	2:38.849	41.836	40.307	1:16.706	123.5	16:24.097
7	1	2:40.475	43.302	42.602	1:14.571	122.3	2:09:59.422	2	1	2:44.200	45.614	41.313	1:17.273	119.5	13:45.248
12	1	2:41.565	40.013	39.336	1:22.216	121.5	2:22:23.473	7	1	3:13.378	48.193	45.991	1:39.194	101.5	31:45.996
5	1	2:58.793	41.990	42.968	1:33.835	109.8	47:29.831	4	1	3:17.468	45.954	41.743	1:49.771	99.4	19:41.565
1	1	37:07.399	...	48.161	1:21.892	8.8	37:07.399	5	1	6:13.874	4:18.827	39.829	1:15.218	52.5	25:55.439
6	1	1:19:49.116	...	44.029	1:19.470	4.1	2:07:18.947	1	1	11:01.048	8:53.939	50.839	1:16.270	29.7	11:01.048
<b>5</b> 1.Ibrahim ABDULGHANI Honda S2000 QTCC 2K							<b>86</b> 1.Khalifah AL MOHANNADI QTCC 2K								
6	1	2:33.439	39.545	38.677	1:15.217	127.9	2:01:51.767	4	1	2:42.699	42.100	41.818	1:18.781	120.6	2:20:01.951
4	1	2:49.305	39.565	46.451	1:23.289	115.9	1:25:24.120	3	1	2:45.017	43.895	42.353	1:18.769	118.9	2:17:19.252
2	1	2:57.394	48.884	40.486	1:28.024	110.6	1:16:20.596	5	1	3:01.517	42.080	41.375	1:38.062	108.1	2:23:03.468
7	1	4:38.527	39.253	1:06.538	2:52.736	70.5	2:06:30.294	2	1	6:08.628	4:03.279	43.573	1:21.776	53.2	2:14:34.235
3	1	6:14.219	4:21.283	39.001	1:13.935	52.4	1:22:34.815	1	1	08:25.607	...	56.007	1:59.376	2.5	2:08:25.607
5	1	33:54.208	...	39.430	1:15.296	9.6	1:59:18.328	<b>91</b> 1.Muath AL MUFTAH QTCC 2K							
1	1	1:13:23.202	...	51.570	1:14.189	4.5	1:13:23.202	6	1	2:42.720	42.858	41.530	1:18.332	120.6	2:12:48.900
<b>7</b> 1.Hussen AHMED QTCC 2K							<b>92</b> 1.Abdulaziz AL SAYED Honda FD2 QTCC 2K								
4	1	2:36.324	41.034	40.052	1:15.238	125.5	46:41.052	10	1	2:33.607	39.407	40.271	1:13.929	127.8	2:23:08.230
2	1	2:38.768	41.727	40.112	1:16.929	123.6	41:25.616	7	1	2:33.941	40.457	39.679	1:13.805	127.5	2:15:15.876
3	1	2:39.112	40.929	40.194	1:17.989	123.3	44:04.728	8	1	2:34.418	39.821	40.547	1:14.050	127.1	2:17:50.294
5	1	3:34.922	52.361	51.113	1:51.448	91.3	50:15.974	6	1	2:34.665	40.243	39.498	1:14.924	126.9	2:12:41.935
6	1	28:20.765	...	48.777	1:41.892	11.5	1:18:36.739	3	1	2:37.229	40.757	40.718	1:15.754	124.8	1:23:15.498
1	1	38:46.848	...	46.348	1:18.560	8.4	38:46.848	9	1	2:44.329	39.657	45.279	1:19.393	119.4	2:20:34.623
<b>39</b> 1.Abdulla AL ABBASI QTCC 2K							<b>92</b> 1.Abdulaziz AL SAYED Honda FD2 QTCC 2K								
1	1	29:34.076	...	48.344	2:43.487	11.1	29:34.076	4	1	2:49.648	40.137	40.478	1:29.033	115.7	1:26:05.146
<b>42</b> 1.Ahmed ALASIRI Honda Civic QTCC 2K															
4	1	2:28.096	37.966	38.327	1:11.803	132.5	1:23:26.620								
2	1	3:23.520	44.120	48.859	1:50.541	96.4	35:04.041								
5	1	3:25.944	44.400	1:02.954	1:38.590	95.3	1:26:52.564								
1	1	31:40.521	...	47.286	1:21.400	10.3	31:40.521								



## 2025 QTCC 2K OFFICIAL TEST

LIC

QTCC 2K Practice Session

### Sector Analysis

— Invalidated Lap    ■ Personal Best    ■ Session Best    B Crossing the pit lane

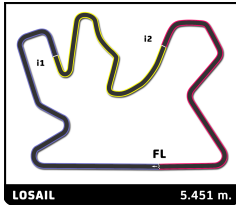
Lap	D	Time	Sector 1	Sector 2	Sector 3	Kph	Elapsed	Lap	D	Time	Sector 1	Sector 2	Sector 3	Kph	Elapsed
11	1	3:06.966 <b>B</b>	42.213	44.280	1:40.473	105.0	2:26:15.196								
2	1	30:40.793	...	52.734	1:47.902	10.7	1:20:38.269								
5	1	44:02.124	...	41.815	1:15.331	7.4	2:10:07.270								
1	1	49:57.476 <b>B</b>	...	1:05.637	1:57.824	6.5	49:57.476								

96

1. Abdulla ALI AL KHELAIFI

Honda S2000  
QTCC 2K

2	1	2:48.900 <b>B</b>	<b>43.395</b>	<b>39.232</b>	1:26.273	116.2	13:50.162
3	1	10:15.957 <b>B</b>	8:14.106	39.830	1:22.021	31.9	24:06.119
1	1	11:01.262	8:49.142	56.023	<b>1:16.097</b>	29.7	11:01.262



## 2025 QTCC 2K Round 1

LIC

### Final Entry List

List of competitors, drivers and cars allowed to take part

No Driver	Nat	Team	Car	Class
1 Ghanim AL MADHEED	QAT		Lotus Elise	QTCC 2K
5 Ibrahim ABDULGHANI	QAT		Honda S2000	QTCC 2K
7 Hussien AHMED	QAT		Subaru BRZ	QTCC 2K
8 Yousef AL JABRI	QAT		Renault Clio	QTCC 2K
10 Nasser SHEGHAIL	QAT		Honda Civic	QTCC 2K
11 Abdulaziz AL JABRI	QAT		Honda Civic	QTCC 2K
23 Ibrahim AL MANNAI	QAT		Toyota GT86	QTCC 2K
39 Abdulla AL ABBASI	QAT		Honda Civic	QTCC 2K
42 Ahmed ALASIRI	QAT		Honda Civic	QTCC 2K
74 Mansour AL HAJRI	QAT		Toyota GT86	QTCC 2K
77 Omran KARAMA	PAL		Toyota GT86	QTCC 2K
82 Ahmed ALABBASI	QAT		Integra DC2	QTCC 2K
85 Mohd AL MAHMOUD	QAT		Toyota GT86	QTCC 2K
86 Khalifah AL MOHANNADI	QAT		Toyota GT86	QTCC 2K
89 Ali EMADADHI	QAT		Acura RSX Type S	QTCC 2K
90 Ahmed AL EMADI	QAT		Honda s2000	QTCC 2K
91 Muath AL MUFTAH	QAT		Subaru BRZ	QTCC 2K
92 Abdulaziz AL SAYED	QAT		Honda FD2	QTCC 2K
96 Abdulla ALI AL KHELAIIFI	QAT		Honda S2000	QTCC 2K
99 Mohammed EMADADHI	QAT		Renault Clio RS	QTCC 2K
100 Mohammed AL BUAINAIN	QAT		Honda Civic	QTCC 2K

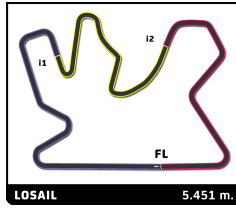
**21 Competitors**

The results are provisional until the end of the limit for protests and appeals.

The limit time for protest expires 30' after publication of results.-Time.....

Published at: .....

<p><b>Race Director</b> Franck Vayssie</p>		<p><b>Timekeeper:</b> Isaac Mulungi</p>	
--	--	---	--



## 2025 QTCC 2K Round 1

LIC

Free Practice

Classification

No	Driver	Nat	Team	Car	Cl.	Time	Lap Total	Gap	Kph
1	74 Mansour AL HAJRI	QAT		Toyota GT86	QTCC 2K	<b>2:30.404</b>	2 4	- -	<b>130.5</b>
2	77 Omran KARAMA	PAL		Toyota GT86	QTCC 2K	<b>2:31.611</b>	3 6	+1.207 +1.207	<b>129.4</b>
3	23 Ibrahim AL MANNAI	QAT		Toyota GT86	QTCC 2K	<b>2:32.983</b>	3 4	+2.579 +1.372	<b>128.3</b>
4	7 Hussien AHMED	QAT		Subaru BRZ	QTCC 2K	<b>2:36.220</b>	2 4	+5.816 +3.237	<b>125.6</b>
5	91 Muath AL MUFTAH	QAT		Subaru BRZ	QTCC 2K	<b>2:43.603</b>	6 7	+13.199 +7.383	<b>119.9</b>
6	8 Yousef AL JABRI	QAT		Renault Clio	QTCC 2K	<b>2:52.802</b>	2 4	+22.398 +9.199	<b>113.6</b>
7	82 Ahmed ALABBASI	QAT		Integra DC2	QTCC 2K	<b>3:04.895</b>	2 3	+34.491 +12.093	<b>106.1</b>
8	1 Ghanim AL MADHEED	QAT		Lotus Elise	QTCC 2K		2		
9	5 Ibrahim ABDULGHANI	QAT		Honda S2000	QTCC 2K		2		
10	10 Nasser SHEGHAIL	QAT		Honda Civic	QTCC 2K				
11	11 Abdulaziz AL JABRI	QAT		Honda Civic	QTCC 2K				
12	39 Abdulla AL ABBASI	QAT		Honda Civic	QTCC 2K		1		
13	42 Ahmed ALASIRI	QAT		Honda Civic	QTCC 2K				
14	85 Mohd AL MAHMOUD	QAT		Toyota GT86	QTCC 2K				
15	86 Khalifah AL MOHANNADI	QAT		Toyota GT86	QTCC 2K		2		
16	89 Ali EMADADHI	QAT		Acura RSX Type S	QTCC 2K				
17	90 Ahmed AL EWADI	QAT		Honda s2000	QTCC 2K		1		
18	92 Abdulaziz AL SAYED	QAT		Honda FD2	QTCC 2K				
19	96 Abdulla ALI AL KHELAIFI	QAT		Honda S2000	QTCC 2K				
20	99 Mohammed EMADADHI	QAT		Renault Clio RS	QTCC 2K				
21	100 Mohammed AL BUAINAIN	QAT		Honda Civic	QTCC 2K				

**Fastest Lap:** Lap 2 | Mansour AL HAJRI | **2:30.404** | 130.5 Kph

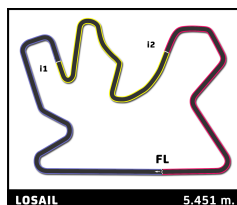
The results are provisional until the end of the limit for protests and appeals.

The limit time for protest expires 30' after publication of results.-Time.....

Published at: .....

Track Status: **DRY**

<p><b>Race Director</b> Franck Vayssie</p>		<p><b>Timekeeper:</b> Isaac Mulungi</p>	
--	--	---	--



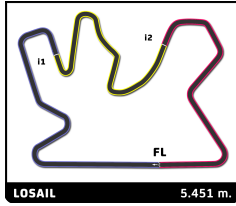
## 2025 QTCC 2K Round 1

LIC

Free Practice

Best Sector Times

Sector 1		Sector 2		Sector 3		Pos	No Driver	Ideal Lap	Best Lap
Pos	No Driver	Time	No Driver	Time	No Driver				
1	1 G.AL MADHEED	53.124	1 G.AL MADHEED	48.343	74 M.AL HAJRI	46.599	1	1 G.AL MADHEED	2:28.134
2	74 M.AL HAJRI	54.335	74 M.AL HAJRI	48.774	1 G.AL MADHEED	46.667	2	74 M.AL HAJRI	2:29.708 2:30.404 (1)
3	23 I.AL MANNAI	54.689	77 O.KARAMA	49.168	23 I.AL MANNAI	46.680	3	77 O.KARAMA	2:31.522 2:31.611 (2)
4	77 O.KARAMA	54.995	82 A.ALABBASI	49.582	77 O.KARAMA	47.359	4	23 I.AL MANNAI	2:31.987 2:32.983 (3)
5	5 I.ABDULGHANI	55.881	23 I.AL MANNAI	50.618	5 I.ABDULGHANI	47.896	5	5 I.ABDULGHANI	2:35.146
6	82 A.ALABBASI	56.356	7 H.AHMED	50.921	7 H.AHMED	48.642	6	7 H.AHMED	2:36.220 2:36.220 (4)
7	7 H.AHMED	56.657	5 I.ABDULGHANI	51.369	91 M.AL MUFTAH	51.717	7	82 A.ALABBASI	2:38.749 3:04.895 (7)
8	91 M.AL MUFTAH	57.549	91 M.AL MUFTAH	51.560	82 A.ALABBASI	52.811	8	91 M.AL MUFTAH	2:40.826 2:43.603 (5)
9	86 K.AL MOHANNADI	1:00.580	86 K.AL MOHANNADI	53.367	8 Y.AL JABRI	55.013	9	86 K.AL MOHANNADI	2:49.568
10	8 Y.AL JABRI	1:01.877	39 A.AL ABBASI	55.364	86 K.AL MOHANNADI	55.621	10	8 Y.AL JABRI	2:52.580 2:52.802 (6)



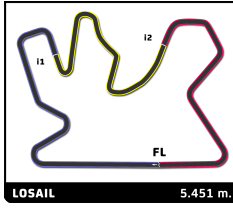
## 2025 QTCC 2K Round 1

LIC

After Free Practice

Event maximum speed

No Driver	Team	Car	Class	Top Speed	Lap	Session
1 Ghanim AL MADHEED		Lotus Elise	QTCC 2K	<b>192.5</b>	2	Free Practice
77 Omran KARAMA		Toyota GT86	QTCC 2K	<b>189.8</b>	6	Free Practice
5 Ibrahim ABDULGHANI		Honda S2000	QTCC 2K	<b>189.1</b>	2	Free Practice
82 Ahmed ALABBASI		Integra DC2	QTCC 2K	<b>188.8</b>	3	Free Practice
91 Muath AL MUFTAH		Subaru BRZ	QTCC 2K	<b>185.6</b>	7	Free Practice
74 Mansour AL HAJRI		Toyota GT86	QTCC 2K	<b>185.2</b>	2	Free Practice
23 Ibrahim AL MANNAI		Toyota GT86	QTCC 2K	<b>181.8</b>	3	Free Practice
8 Yousef AL JABRI		Renault Clio	QTCC 2K	<b>179.1</b>	3	Free Practice
7 Hussen AHMED		Subaru BRZ	QTCC 2K	<b>177.9</b>	2	Free Practice
86 Khalifah AL MOHANNADI		Toyota GT86	QTCC 2K	<b>165.6</b>	2	Free Practice
39 Abdulla AL ABBASI		Honda Civic	QTCC 2K	<b>82.5</b>	1	Free Practice
90 Ahmed AL EMADI		Honda s2000	QTCC 2K	<b>59.0</b>	1	Free Practice



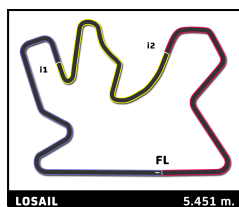
## 2025 QTCC 2K Round 1

LIC

Free Practice

Fastest Lap Sequence

Elapsed	No Driver	Team	Car	Class	Time	Kph	Lap
14:15.141	8 Yousef AL JABRI		Renault Clio	QTCC 2K	<b>2:52.802</b>	113.6	2
14:39.532	23 Ibrahim AL MANNAI		Toyota GT86	QTCC 2K	<b>2:35.669</b>	126.1	2
17:12.515	23 Ibrahim AL MANNAI		Toyota GT86	QTCC 2K	<b>2:32.983</b>	128.3	3
24:23.467	77 Omran KARAMA		Toyota GT86	QTCC 2K	<b>2:31.611</b>	129.4	3
26:55.109	74 Mansour AL HAJRI		Toyota GT86	QTCC 2K	<b>2:30.404</b>	130.5	2



# 2025 QTCC 2K Round 1

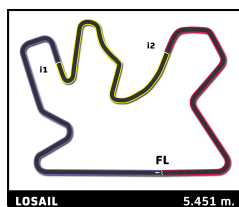
LIC

Free Practice

## Sector Analysis

— Invalidated Lap    ■ Personal Best    ■ Session Best    B Crossing the pit lane

Lap	D	Time	Sector 1	Sector 2	Sector 3	Kph	Elapsed	Lap	D	Time	Sector 1	Sector 2	Sector 3	Kph	Elapsed
<b>1</b> 1.Ghanim AL MADHEED Lotus Elise QTCC 2K								<b>77</b> 1.Omran KARAMA Toyota GT86 QTCC 2K							
2	1	2:35.843 B	53.124	48.343	54.376	125.9	20:15.044	3	1	2:31.611	55.021	49.231	47.359	129.4	24:23.467
1	1	17:39.201	...	52.411	46.667	18.5	17:39.201	5	1	2:31.632	54.995	49.168	47.469	129.4	29:53.189
<b>5</b> 1.Ibrahim ABDULGHANI Honda S2000 QTCC 2K								<b>82</b> 1.Ahmed ALABBASI Integra DC2 QTCC 2K							
2	1	2:55.643 B	55.881	53.908	1:05.854	111.7	26:04.230	3	1	2:46.553 B	56.356	49.582	1:00.615	117.8	21:58.891
1	1	23:08.587	...	51.369	47.896	14.1	23:08.587	2	1	3:04.895	1:03.648	51.553	1:09.694	106.1	19:12.338
<b>7</b> 1.Hussen AHMED Subaru BRZ QTCC 2K								<b>86</b> 1.Khalifah AL MOHANNADI Toyota GT86 QTCC 2K							
2	1	2:36.220	56.657	50.921	48.642	125.6	19:22.355	2	1	16:07.443	...	52.401	52.811	20.3	16:07.443
3	1	2:36.845	56.964	51.061	48.820	125.1	21:59.200	1	1	3:03.448 B	1:00.580	53.367	1:09.501	107.0	29:31.235
4	1	3:19.287 B	1:03.285	1:03.956	1:12.046	98.5	25:18.487	1	1	26:27.787	...	54.991	55.621	12.4	26:27.787
1	1	16:46.135	...	52.882	51.497	19.5	16:46.135	<b>90</b> 1.Ahmed AL EMADI Honda s2000 QTCC 2K							
<b>8</b> 1.Yousef AL JABRI Renault Clio QTCC 2K								<b>91</b> 1.Muath AL MUFTAH Subaru BRZ QTCC 2K							
2	1	2:52.802	1:02.099	55.690	55.013	113.6	14:15.141	6	1	2:43.603	58.114	51.560	53.929	119.9	28:52.972
3	1	3:11.441 B	1:01.877	57.408	1:12.156	102.5	17:26.582	2	1	2:44.200	59.754	52.729	51.717	119.5	16:54.416
4	1	3:48.519 B	1:41.349	57.209	1:09.961	85.9	21:15.101	3	1	2:46.343	57.731	51.670	56.942	118.0	19:40.759
1	1	11:22.339	9:25.727	58.967	57.645	28.8	11:22.339	7	1	3:08.129 B	57.549	57.032	1:13.548	104.3	32:01.101
<b>23</b> 1.Ibrahim AL MANNAL Toyota GT86 QTCC 2K								<b>39</b> 1.Abdulla AL ABBASI Honda Civic QTCC 2K							
3	1	2:32.983	54.689	51.614	46.680	128.3	17:12.515	1	1	19:05.164 B	...	55.364	1:23.756	17.1	19:05.164
2	1	2:35.669	56.735	50.618	48.316	126.1	14:39.532	<b>74</b> 1.Mansour AL HAJRI Toyota GT86 QTCC 2K							
4	1	2:48.040 B	57.250	50.783	1:00.007	116.8	20:00.555	2	1	2:30.404	54.335	48.774	47.295	130.5	26:55.109
1	1	12:03.863	...	52.784	49.504	27.1	12:03.863	4	1	2:30.469	54.572	49.298	46.599	130.4	31:57.640
<b>39</b> 1.Abdulla AL ABBASI Honda Civic QTCC 2K								<b>74</b> 1.Mansour AL HAJRI Toyota GT86 QTCC 2K							
1	1	19:05.164 B	...	55.364	1:23.756	17.1	19:05.164	3	1	2:32.062	55.400	49.602	47.060	129.0	29:27.171
<b>74</b> 1.Mansour AL HAJRI Toyota GT86 QTCC 2K								<b>74</b> 1.Mansour AL HAJRI Toyota GT86 QTCC 2K							
2	1	2:30.404	54.335	48.774	47.295	130.5	26:55.109	1	1	24:24.705	...	49.357	47.194	13.4	24:24.705
4	1	2:30.469	54.572	49.298	46.599	130.4	31:57.640								
3	1	2:32.062	55.400	49.602	47.060	129.0	29:27.171								
1	1	24:24.705	...	49.357	47.194	13.4	24:24.705								



# 2025 QTCC 2K Round 1

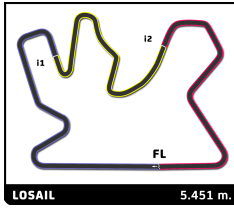
LIC

Free Practice

## Sector Analysis

— Invalidated Lap    ■ Personal Best    ■ Session Best    B Crossing the pit lane

Lap D	Time	Sector 1	Sector 2	Sector 3	Kph	Elapsed	Lap D	Time	Sector 1	Sector 2	Sector 3	Kph	Elapsed				
<b>1</b> 1.Ghanim AL MADHEED Lotus Elise QTCC 2K							<b>77</b> 1.Omran KARAMA Toyota GT86 QTCC 2K										
2	1	2:35.843	B	53.124	48.343	54.376	125.9	20:15.044	3	1	2:31.611	55.021	49.231	47.359	129.4	24:23.467	
1	1	17:39.201	...	52.411	46.667	18.5	17:39.201	5	1	2:31.632	54.995	49.168	47.469	129.4	29:53.189		
<b>5</b> 1.Ibrahim ABDULGHANI Honda S2000 QTCC 2K							<b>82</b> 1.Ahmed ALABBASI Integra DC2 QTCC 2K										
2	1	2:55.643	B	55.881	53.908	1:05.854	111.7	26:04.230	3	1	2:46.553	B	56.356	49.582	1:00.615	117.8	21:58.891
1	1	23:08.587	...	51.369	47.896	14.1	23:08.587	2	1	3:04.895	1:03.648	51.553	1:09.694	106.1	19:12.338		
<b>7</b> 1.Hussen AHMED Subaru BRZ QTCC 2K							<b>86</b> 1.Khalifah AL MOHANNADI Toyota GT86 QTCC 2K										
2	1	2:36.220	56.657	50.921	48.642	125.6	19:22.355	2	1	3:03.448	B	1:00.580	53.367	1:09.501	107.0	29:31.235	
3	1	2:36.845	56.964	51.061	48.820	125.1	21:59.200	1	1	26:27.787	...	54.991	55.621	12.4	26:27.787		
<b>8</b> 1.Yousef AL JABRI Renault Clio QTCC 2K							<b>90</b> 1.Ahmed AL EMADI Honda s2000 QTCC 2K										
2	1	2:52.802	1:02.099	55.690	55.013	113.6	14:15.141	1	1	20:22.336	B	...	2:45.675	2:37.063	16.1	20:22.336	
3	1	3:11.441	B	1:01.877	57.408	1:12.156	102.5	17:26.582	<b>91</b> 1.Muath AL MUFTAH Subaru BRZ QTCC 2K								
4	1	3:48.519	B	1:41.349	57.209	1:09.961	85.9	21:15.101	6	1	2:43.603	58.114	51.560	53.929	119.9	28:52.972	
1	1	11:22.339	9:25.727	58.967	57.645	28.8	11:22.339	2	1	2:44.200	59.754	52.729	51.717	119.5	16:54.416		
<b>23</b> 1.Ibrahim AL MANNAL Toyota GT86 QTCC 2K							<b>39</b> 1.Abdulla AL ABBASI Honda Civic QTCC 2K										
3	1	2:32.983	54.689	51.614	46.680	128.3	17:12.515	1	1	19:05.164	B	...	55.364	1:23.756	17.1	19:05.164	
2	1	2:35.669	56.735	50.618	48.316	126.1	14:39.532	<b>74</b> 1.Mansour AL HAJRI Toyota GT86 QTCC 2K									
4	1	2:48.040	B	57.250	50.783	1:00.007	116.8	20:00.555	2	1	2:30.404	54.335	48.774	47.295	130.5	26:55.109	
1	1	12:03.863	...	52.784	49.504	27.1	12:03.863	4	1	2:30.469	54.572	49.298	46.599	130.4	31:57.640		
<b>39</b> 1.Abdulla AL ABBASI Honda Civic QTCC 2K							<b>74</b> 1.Mansour AL HAJRI Toyota GT86 QTCC 2K										
1	1	19:05.164	B	...	55.364	1:23.756	17.1	19:05.164	3	1	2:32.062	55.400	49.602	47.060	129.0	29:27.171	
<b>74</b> 1.Mansour AL HAJRI Toyota GT86 QTCC 2K							<b>74</b> 1.Mansour AL HAJRI Toyota GT86 QTCC 2K										
2	1	2:30.404	54.335	48.774	47.295	130.5	26:55.109	1	1	24:24.705	...	49.357	47.194	13.4	24:24.705		
4	1	2:30.469	54.572	49.298	46.599	130.4	31:57.640										
3	1	2:32.062	55.400	49.602	47.060	129.0	29:27.171										
1	1	24:24.705	...	49.357	47.194	13.4	24:24.705										



## 2025 QTCC 2K Round 1

LIC

Qualifying Practice

Classification

No	Driver	Nat	Team	Car	Cl.	Time	Lap Total	Gap	Kph
1	1 Ghanim AL MADHEED	QAT		Lotus Elise	QTCC 2K	<b>2:23.521</b>	2 4	- -	<b>136.7</b>
2	96 Abdulla ALI AL KHELAIFI	QAT		Honda S2000	QTCC 2K	<b>2:24.258</b>	6 7	+0.737 +0.737	<b>136.0</b>
3	5 Ibrahim ABDULGHANI	QAT		Honda S2000	QTCC 2K	<b>2:25.616</b>	4 12	+2.095 +1.358	<b>134.8</b>
4	90 Ahmed AL EMADI	QAT		Honda s2000	QTCC 2K	<b>2:27.912</b>	16 16	+4.391 +2.296	<b>132.7</b>
5	89 Ali EMADADHI	QAT		Acura RSX Type S	QTCC 2K	<b>2:28.701</b>	3 4	+5.180 +0.789	<b>132.0</b>
6	77 Omran KARAMA	PAL		Toyota GT86	QTCC 2K	<b>2:28.921</b>	6 7	+5.400 +0.220	<b>131.8</b>
7	23 Ibrahim AL MANNAI	QAT		Toyota GT86	QTCC 2K	<b>2:28.956</b>	5 8	+5.435 +0.035	<b>131.7</b>
8	92 Abdulaziz AL SAYED	QAT		Honda FD2	QTCC 2K	<b>2:29.019</b>	5 10	+5.498 +0.063	<b>131.7</b>
9	74 Mansour AL HAJRI	QAT		Toyota GT86	QTCC 2K	<b>2:30.054</b>	12 12	+6.533 +1.035	<b>130.8</b>
10	82 Ahmed ALABBASI	QAT		Integra DC2	QTCC 2K	<b>2:30.725</b>	3 7	+7.204 +0.671	<b>130.2</b>
11	11 Abdulaziz AL JABRI	QAT		Honda Civic	QTCC 2K	<b>2:32.770</b>	3 4	+9.249 +2.045	<b>128.5</b>
12	85 Mohd AL MAHMOUD	QAT		Toyota GT86	QTCC 2K	<b>2:35.137</b>	4 7	+11.616 +2.367	<b>126.5</b>
13	7 Hussen AHMED	QAT		Subaru BRZ	QTCC 2K	<b>2:36.037</b>	11 11	+12.516 +0.900	<b>125.8</b>
14	91 Muath AL MUFTAH	QAT		Subaru BRZ	QTCC 2K	<b>2:38.529</b>	7 8	+15.008 +2.492	<b>123.8</b>
15	86 Khalifah AL MOHANNADI	QAT		Toyota GT86	QTCC 2K	<b>2:39.413</b>	9 10	+15.892 +0.884	<b>123.1</b>
16	100 Mohammed AL BUAINAIN	QAT		Honda Civic	QTCC 2K	<b>2:42.818</b>	4 5	+19.297 +3.405	<b>120.5</b>
17	99 Mohammed EMADADHI	QAT		Renault Clio RS	QTCC 2K	<b>2:43.316</b>	5 7	+19.795 +0.498	<b>120.2</b>
18	10 Nasser SHEGHAIL	QAT		Honda Civic	QTCC 2K	<b>2:46.626</b>	3 4	+23.105 +3.310	<b>117.8</b>
19	8 Yousef AL JABRI	QAT		Renault Clio	QTCC 2K	<b>2:48.689</b>	5 6	+25.168 +2.063	<b>116.3</b>
<b>Max. qual. time: 2:52.225</b>									
84	Mohamed AL NAEMI	QAT		Volkswagen	QTCC 2K	<b>3:02.937</b>	4 5		<b>107.3</b>
39	Abdulla AL ABBASI	QAT		Honda Civic	QTCC 2K		1		
42	Ahmed ALASIRI	QAT		Honda Civic	QTCC 2K				

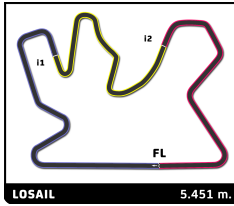
**Fastest Lap:** Lap 2 | Ghanim AL MADHEED | **2:23.521** | 136.7 Kph

The results are provisional until the end of the limit for protests and appeals.  
The limit time for protest expires 30' after publication of results. -Time.....

Published at: .....

Track Status: **DRY**

<p><b>Race Director</b> Franck Vayssie</p>		<p><b>Timekeeper:</b> Isaac Mulungi</p>	
--	--	---	--



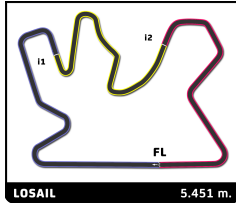
## 2025 QTCC 2K Round 1

LIC

Qualifying Practice

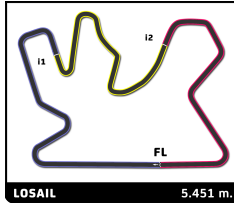
Best Sector Times

Sector 1		Sector 2		Sector 3				Ideal Lap	Best Lap
Pos	No Driver	Time	No Driver	Time	No Driver	Time	Pos No Driver		
1	1 G.AL MADHEED	51.740	39 A.AL ABBASI	46.000	96 A.ALI AL KHELAIFI	44.398	1 1 G.AL MADHEED	2:23.521	2:23.521 (1)
2	5 I.ABDULGHANI	52.175	1 G.AL MADHEED	46.863	5 I.ABDULGHANI	44.776	2 96 A.ALI AL KHELAIFI	2:24.044	2:24.258 (2)
3	96 A.ALI AL KHELAIFI	52.294	96 A.ALI AL KHELAIFI	47.352	1 G.AL MADHEED	44.918	3 5 I.ABDULGHANI	2:24.368	2:25.616 (3)
4	89 A.EMADADHI	53.108	5 I.ABDULGHANI	47.417	90 A.AL EMADI	45.700	4 90 A.AL EMADI	2:27.542	2:27.912 (4)
5	90 A.AL EMADI	53.356	74 M.AL HAJRI	48.486	23 I.AL MANNAI	45.921	5 89 A.EMADADHI	2:28.590	2:28.701 (5)
6	92 A.AL SAYED	53.470	90 A.AL EMADI	48.486	77 O.KARAMA	46.296	6 23 I.AL MANNAI	2:28.697	2:28.956 (7)
7	77 O.KARAMA	53.971	92 A.AL SAYED	48.489	74 M.AL HAJRI	46.575	7 92 A.AL SAYED	2:28.768	2:29.019 (8)
8	82 A.ALABBASI	54.004	77 O.KARAMA	48.654	89 A.EMADADHI	46.688	8 77 O.KARAMA	2:28.921	2:28.921 (6)
9	23 I.AL MANNAI	54.113	23 I.AL MANNAI	48.663	92 A.AL SAYED	46.809	9 74 M.AL HAJRI	2:29.303	2:30.054 (9)
10	74 M.AL HAJRI	54.242	89 A.EMADADHI	48.794	82 A.ALABBASI	47.020	10 82 A.ALABBASI	2:30.331	2:30.725 (10)
11	11 A.AL JABRI	54.835	11 A.AL JABRI	49.263	85 M.AL MAHMOUD	47.871	11 11 A.AL JABRI	2:32.114	2:32.770 (11)
12	91 M.AL MUFTAH	56.122	82 A.ALABBASI	49.307	11 A.AL JABRI	48.016	12 85 M.AL MAHMOUD	2:35.054	2:35.137 (12)
13	7 H.AHMED	56.692	85 M.AL MAHMOUD	50.411	7 H.AHMED	48.440	13 7 H.AHMED	2:35.762	2:36.037 (13)
14	85 M.AL MAHMOUD	56.772	7 H.AHMED	50.630	91 M.AL MUFTAH	49.259	14 91 M.AL MUFTAH	2:36.099	2:38.529 (14)
15	86 K.AL MOHANNADI	57.042	91 M.AL MUFTAH	50.718	86 K.AL MOHANNADI	49.373	15 86 K.AL MOHANNADI	2:37.461	2:39.413 (15)
16	99 M.EMADADHI	58.910	86 K.AL MOHANNADI	51.046	100 M.AL BUAINAIN	50.470	16 100 M.AL BUAINAIN	2:42.793	2:42.818 (16)
17	100 M.AL BUAINAIN	59.340	100 M.AL BUAINAIN	52.983	99 M.EMADADHI	51.245	17 99 M.EMADADHI	2:43.316	2:43.316 (17)
18	8 Y.AL JABRI	59.574	99 M.EMADADHI	53.161	10 N.SHEGHAIL	51.781	18 10 N.SHEGHAIL	2:46.626	2:46.626 (18)
19	10 N.SHEGHAIL	59.977	8 Y.AL JABRI	54.106	8 Y.AL JABRI	53.957	19 8 Y.AL JABRI	2:47.637	2:48.689 (19)
20	84 M.AL NAEMI	1:07.884	10 N.SHEGHAIL	54.868	84 M.AL NAEMI	55.493	20 84 M.AL NAEMI	3:02.937	3:02.937 (20)



**2025 QTCC 2K Round 1**  
**LIC**  
After Qualifying Practice  
Event maximum speed

No Driver	Team	Car	Class	Top Speed	Lap	Session
1 Ghanim AL MADHEED		Lotus Elise	QTCC 2K	<b>201.5</b>	2	Qualifying Practice
82 Ahmed ALABBASI		Integra DC2	QTCC 2K	<b>201.5</b>	3	Qualifying Practice
96 Abdulla ALI AL KHELAIFI		Honda S2000	QTCC 2K	<b>198.5</b>	6	Qualifying Practice
92 Abdulaziz AL SAYED		Honda FD2	QTCC 2K	<b>197.4</b>	5	Qualifying Practice
5 Ibrahim ABDULGHANI		Honda S2000	QTCC 2K	<b>197.1</b>	12	Qualifying Practice
11 Abdulaziz AL JABRI		Honda Civic	QTCC 2K	<b>196.4</b>	2	Qualifying Practice
89 Ali EMADADHI		Acura RSX Type S	QTCC 2K	<b>196.0</b>	3	Qualifying Practice
77 Omran KARAMA		Toyota GT86	QTCC 2K	<b>192.5</b>	5	Qualifying Practice
90 Ahmed AL EMADI		Honda s2000	QTCC 2K	<b>190.8</b>	5	Qualifying Practice
91 Muath AL MUFTAH		Subaru BRZ	QTCC 2K	<b>188.8</b>	8	Qualifying Practice
86 Khalifah AL MOHANNADI		Toyota GT86	QTCC 2K	<b>188.5</b>	6	Qualifying Practice
23 Ibrahim AL MANNAI		Toyota GT86	QTCC 2K	<b>187.8</b>	6	Qualifying Practice
74 Mansour AL HAJRI		Toyota GT86	QTCC 2K	<b>185.9</b>	5	Qualifying Practice
100 Mohammed AL BUAINAIN		Honda Civic	QTCC 2K	<b>182.1</b>	5	Qualifying Practice
85 Mohd AL MAHMOUD		Toyota GT86	QTCC 2K	<b>181.5</b>	4	Qualifying Practice
8 Yousef AL JABRI		Renault Clio	QTCC 2K	<b>181.2</b>	4	Qualifying Practice
7 Hussen AHMED		Subaru BRZ	QTCC 2K	<b>177.9</b>	2	Free Practice
10 Nasser SHEGHAIL		Honda Civic	QTCC 2K	<b>176.5</b>	3	Qualifying Practice
99 Mohammed EMADADHI		Renault Clio RS	QTCC 2K	<b>173.1</b>	5	Qualifying Practice
84 Mohamed AL NAEMI		Volkswagen	QTCC 2K	<b>140.1</b>	5	Qualifying Practice
39 Abdulla AL ABBASI		Honda Civic	QTCC 2K	<b>134.7</b>	2	Qualifying Practice



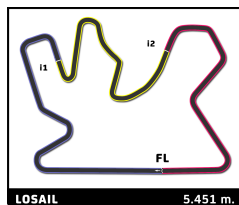
## 2025 QTCC 2K Round 1

LIC

Qualifying Practice

Fastest Lap Sequence

Elapsed	No	Driver	Team	Car	Class	Time	Kph	Lap
7:25.211	5	Ibrahim ABDULGHANI		Honda S2000	QTCC 2K	<b>2:30.534</b>	130.4	2
7:32.874	90	Ahmed AL EMADI		Honda s2000	QTCC 2K	<b>2:30.373</b>	130.5	2
9:52.697	5	Ibrahim ABDULGHANI		Honda S2000	QTCC 2K	<b>2:27.486</b>	133.1	3
12:18.313	5	Ibrahim ABDULGHANI		Honda S2000	QTCC 2K	<b>2:25.616</b>	134.8	4
21:44.004	1	Ghanim AL MADHEED		Lotus Elise	QTCC 2K	<b>2:23.521</b>	136.7	2



## 2025 QTCC 2K Round 1

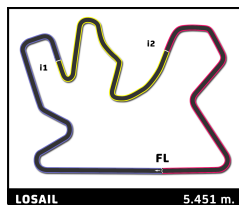
LIC

Qualifying Practice

### Sector Analysis

— Invalidated Lap    ■ Personal Best    ■ Session Best    B Crossing the pit lane

Lap	D	Time	Sector 1	Sector 2	Sector 3	Kph	Elapsed	Lap	D	Time	Sector 1	Sector 2	Sector 3	Kph	Elapsed
<b>1</b> 1.Ghanim AL MADHEED Lotus Elise QTCC 2K								<b>10</b> 1.Nasser SHEGHAIL Honda Civic QTCC 2K							
2	1	2:23.521	51.740	46.863	44.918	136.7	21:44.004	3	1	2:46.626	59.977	54.868	51.781	117.8	39:05.424
3	1	2:51.523 B	55.198	55.843	1:00.482	114.4	24:35.527	4	1	4:01.124 B	1:02.226	56.633	2:02.265	81.4	43:06.548
4	1	6:52.595 B	3:10.221	58.263	2:44.111	47.6	31:28.122	1	1	13:34.275	...	1:02.581	1:01.906	24.1	13:34.275
1	1	19:20.483	...	49.119	45.829	16.9	19:20.483	2	1	22:44.523	...	56.428	52.682	14.4	36:18.798
<b>5</b> 1.Ibrahim ABDULGHANI Honda S2000 QTCC 2K								<b>11</b> 1.Abdulaziz AL JABRI Honda Civic QTCC 2K							
4	1	2:25.616	53.000	47.840	44.776	134.8	12:18.313	3	1	2:32.770	54.835	49.919	48.016	128.5	12:53.666
8	1	2:25.801	52.981	47.740	45.080	134.6	29:05.275	2	1	2:32.864	54.926	49.263	48.675	128.4	10:20.896
3	1	2:27.486	53.723	47.595	46.168	133.1	9:52.697	4	1	4:48.246 B	1:07.438	1:01.396	2:39.412	68.1	17:41.912
2	1	2:30.534	54.383	50.862	45.289	130.4	7:25.211	1	1	7:48.032	5:50.603	1:05.921	51.508	41.9	7:48.032
9	1	2:35.224	52.277	49.569	53.378	126.4	31:40.499	<b>23</b> 1.Ibrahim AL MANNAI Toyota GT86 QTCC 2K							
10	1	2:37.526 B	52.175	47.417	57.934	124.6	34:18.025	5	1	2:28.956	54.142	48.893	45.921	131.7	16:01.673
5	1	2:41.306 B	54.898	50.508	55.900	121.7	14:59.619	7	1	2:29.238	54.143	48.838	46.257	131.5	21:00.370
12	1	4:02.259 B	1:01.843	55.702	2:04.714	81.0	48:58.988	6	1	2:29.459	54.143	48.831	46.485	131.3	18:31.132
1	1	4:54.677	3:16.993	51.836	45.848	66.6	4:54.677	4	1	2:30.025	54.113	48.663	47.249	130.8	13:32.717
7	1	5:11.075	3:38.235	47.486	45.354	63.1	26:39.474	3	1	2:30.132	54.298	49.408	46.426	130.7	11:02.692
6	1	6:28.780 B	4:44.260	49.152	55.368	50.5	21:28.399	2	1	2:33.133	56.855	49.835	46.443	128.1	8:32.560
11	1	10:38.704	9:05.490	47.782	45.432	30.7	44:56.729	8	1	3:59.491 B	1:01.227	57.511	2:00.753	81.9	24:59.861
<b>7</b> 1.Hussen AHMED Subaru BRZ QTCC 2K								1	1	5:59.427	4:19.149	51.821	48.457	54.6	5:59.427
11	1	2:36.037	56.967	50.630	48.440	125.8	45:58.811	<b>39</b> 1.Abdulla AL ABBASI Honda Civic QTCC 2K							
10	1	2:36.410	56.692	51.174	48.544	125.5	43:22.774	1	1	3:06.171	52.292	46.000	1:27.879	105.4	3:06.171
4	1	2:36.437	56.925	50.676	48.836	125.4	12:59.313	<b>74</b> 1.Mansour AL HAJRI Toyota GT86 QTCC 2K							
9	1	2:36.628	56.845	51.029	48.754	125.3	40:46.364	12	1	2:30.054	54.613	48.486	46.955	130.8	45:31.564
5	1	2:37.393	57.114	50.942	49.337	124.7	15:36.706	4	1	2:30.200	54.242	49.054	46.904	130.6	16:14.442
8	1	2:37.749	57.176	51.163	49.410	124.4	38:09.736	9	1	2:30.418	55.017	48.826	46.575	130.5	32:43.892
2	1	2:39.155	58.779	51.728	48.648	123.3	7:40.576	3	1	2:31.534	54.931	49.079	47.524	129.5	13:44.242
3	1	2:42.300	57.472	53.332	51.496	120.9	10:22.876	2	1	2:31.907	54.963	49.389	47.555	129.2	11:12.708
6	1	3:01.817 B	1:00.350	56.575	1:04.892	107.9	18:38.523	8	1	2:31.947	54.895	49.677	47.375	129.1	30:13.474
1	1	5:01.421	3:15.596	56.860	48.965	65.1	5:01.421	7	1	2:33.056	54.740	51.080	47.236	128.2	27:41.527
7	1	16:53.464	...	51.682	49.349	19.4	35:31.987	5	1	2:48.505 B	59.845	49.328	59.332	116.5	19:02.947
<b>8</b> 1.Yousef AL JABRI Renault Clio QTCC 2K								10	1	3:15.968 B	1:02.351	54.319	1:19.298	100.1	35:59.860
5	1	2:48.689	59.574	54.471	54.644	116.3	22:36.974	6	1	6:05.524	4:24.289	52.857	48.378	53.7	25:08.471
4	1	2:48.963	1:00.900	54.106	53.957	116.1	19:48.285	11	1	7:01.650	5:25.021	49.504	47.125	46.5	43:01.510
3	1	3:06.792	1:09.524	59.499	57.769	105.1	16:59.322	1	1	8:40.801	7:03.289	50.347	47.165	37.7	8:40.801
2	1	5:09.790	2:48.336	1:09.287	1:12.167	63.3	13:52.530								
6	1	5:38.830 B	1:04.753	1:04.540	3:29.537	57.9	28:15.804								
1	1	8:42.740 B	6:31.301	1:00.708	1:10.731	37.5	8:42.740								



## 2025 QTCC 2K Round 1

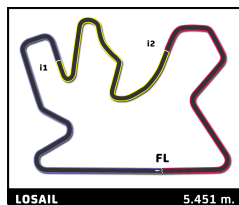
LIC

Qualifying Practice

### Sector Analysis

— Invalidated Lap    ■ Personal Best    ■ Session Best    B Crossing the pit lane

Lap	D	Time	Sector 1	Sector 2	Sector 3	Kph	Elapsed	Lap	D	Time	Sector 1	Sector 2	Sector 3	Kph	Elapsed
<b>77</b> 1.Omran KARAMA Toyota GT86 QTCC 2K								4	1	2:44.907	59.393	53.143	52.371	119.0	22:17.181
6	1	2:28.921	53.971	48.654	46.296	131.8	21:39.464	5	1	2:45.484	1:00.215	53.210	52.059	118.6	25:02.665
3	1	2:30.051	54.487	48.705	46.859	130.8	13:49.714	10	1	3:24.887 B	1:07.102	59.487	1:18.298	95.8	45:25.611
5	1	2:30.295	54.376	49.050	46.869	130.6	19:10.543	8	1	5:35.900	3:54.211	52.316	49.373	58.4	39:21.311
2	1	2:31.082	54.746	48.894	47.442	129.9	11:19.663	7	1	5:58.871 B	59.566	1:07.489	3:51.816	54.7	33:45.411
4	1	2:50.534	57.954	58.580	54.000	115.1	16:40.248	1	1	14:06.760	...	54.748	54.172	23.2	14:06.760
7	1	4:32.904 B	1:06.697	1:03.208	2:22.999	71.9	26:12.368								
1	1	8:48.581	7:00.058	58.185	50.338	37.1	8:48.581								
<b>82</b> 1.Ahmed ALABBASI Integra DC2 QTCC 2K								3	1	2:30.725	54.004	49.692	47.029	130.2	10:47.791
3	1	2:30.051	54.487	48.705	46.859	130.8	13:49.714	2	1	2:30.051	54.569	48.794	46.688	130.8	20:02.605
4	1	2:31.000	54.673	49.307	47.020	130.0	13:18.791	4	1	4:43.283 B	1:00.693	53.291	2:49.299	69.3	27:14.589
2	1	2:50.431	1:01.346	56.570	52.515	115.1	8:17.066	1	1	17:32.554	...	56.221	52.922	18.6	17:32.554
1	1	5:26.635	3:38.360	56.164	52.111	60.1	5:26.635								
6	1	5:51.884 B	3:38.849	58.171	1:14.864	55.8	25:14.417								
5	1	6:03.742 B	1:05.035	57.974	4:00.733	53.9	19:22.533								
7	1	6:09.946 B	3:18.899	1:16.495	1:34.552	53.0	31:24.363								
<b>84</b> 1.Mohamed AL NAEMI Volkswagen QTCC 2K								16	1	2:27.912	53.356	48.856	45.700	132.7	46:46.306
4	1	3:02.937	1:07.884	59.560	55.493	107.3	23:01.826	15	1	2:27.967	53.527	48.486	45.954	132.6	44:18.394
3	1	3:07.818	1:09.891	1:00.103	57.824	104.5	19:58.889	10	1	2:28.938	54.145	48.812	45.981	131.8	31:53.070
5	1	3:25.466 B	1:09.175	1:02.904	1:13.387	95.5	26:27.292	14	1	2:29.078	53.927	48.935	46.216	131.6	41:50.427
2	1	6:58.010	4:59.164	1:01.082	57.764	46.9	16:51.071	12	1	2:29.145	53.862	49.206	46.077	131.6	36:51.663
1	1	9:53.061 B				33.1	9:53.061	11	1	2:29.448	53.955	49.101	46.392	131.3	34:22.518
<b>85</b> 1.Mohd AL MAHMOUD Toyota GT86 QTCC 2K								9	1	2:29.509	53.791	49.672	46.046	131.3	29:24.132
4	1	2:35.137	56.772	50.411	47.954	126.5	13:24.314	13	1	2:29.686	53.711	49.236	46.739	131.1	39:21.349
5	1	2:36.043	57.578	50.542	47.923	125.8	16:00.357	5	1	2:30.336	53.995	49.781	46.560	130.5	16:13.215
6	1	2:38.525	59.354	51.300	47.871	123.8	18:38.882	2	1	2:30.373	54.552	49.980	45.841	130.5	7:32.874
3	1	2:41.307	1:00.986	51.001	49.320	121.7	10:49.177	6	1	2:34.751	59.021	49.471	46.259	126.8	18:47.966
2	1	2:44.750	1:03.432	52.199	49.119	119.1	8:07.870	3	1	2:39.719 B	54.226	50.789	54.704	122.9	10:12.593
7	1	5:00.931 B	59.571	1:03.776	2:57.584	65.2	23:39.813	7	1	2:51.849 B	53.611	1:00.238	58.000	114.2	21:39.815
1	1	5:23.120	3:31.749	1:01.824	49.547	60.7	5:23.120	4	1	3:30.286	1:52.236	50.550	47.500	93.3	13:42.879
<b>86</b> 1.Khalifah AL MOHANNADI Toyota GT86 QTCC 2K								1	1	5:02.501	3:13.886	1:01.530	47.085	64.9	5:02.501
9	1	2:39.413	57.042	51.046	51.325	123.1	42:00.724	8	1	5:14.808	3:38.686	49.888	46.234	62.3	26:54.623
3	1	2:40.999	58.103	52.165	50.731	121.9	19:32.274								
6	1	2:43.875	59.167	53.271	51.437	119.7	27:46.540								
2	1	2:44.515	59.422	53.653	51.440	119.3	16:51.275								
<b>89</b> 1.Ali EMADADHI Acura RSX Type S QTCC 2K								5	1	2:29.019	53.721	48.489	46.809	131.7	26:46.341
3	1	2:28.701	53.108	48.810	46.783	132.0	22:31.306								
2	1	2:30.051	54.569	48.794	46.688	130.8	20:02.605								
4	1	4:43.283 B	1:00.693	53.291	2:49.299	69.3	27:14.589								
1	1	17:32.554	...	56.221	52.922	18.6	17:32.554								
<b>90</b> 1.Ahmed AL EMADI Honda s2000 QTCC 2K								7	1	2:38.529	56.122	52.952	49.455	123.8	25:31.418
16	1	2:27.912	53.356	48.856	45.700	132.7	46:46.306	6	1	2:39.804	56.357	54.188	49.259	122.8	22:52.889
15	1	2:27.967	53.527	48.486	45.954	132.6	44:18.394	3	1	2:40.381	57.072	52.142	51.167	122.4	11:52.284
10	1	2:28.938	54.145	48.812	45.981	131.8	31:53.070	2	1	2:41.195	58.975	51.933	50.287	121.7	9:11.903
14	1	2:29.078	53.927	48.935	46.216	131.6	41:50.427	8	1	3:36.667 B	1:08.640	1:08.360	1:19.667	90.6	29:08.085
12	1	2:29.145	53.862	49.206	46.077	131.6	36:51.663	5	1	3:56.915	2:13.015	52.365	51.535	82.8	20:13.085
11	1	2:29.448	53.955	49.101	46.392	131.3	34:22.518	4	1	4:23.886 B	57.461	50.718	2:35.707	74.4	16:16.170
9	1	2:29.509	53.791	49.672	46.046	131.3	29:24.132	1	1	6:30.708	4:46.011	53.190	51.507	50.2	6:30.708
13	1	2:29.686	53.711	49.236	46.739	131.1	39:21.349								
5	1	2:30.336	53.995	49.781	46.560	130.5	16:13.215								
2	1	2:30.373	54.552	49.980	45.841	130.5	7:32.874								
6	1	2:34.751	59.021	49.471	46.259	126.8	18:47.966								
3	1	2:39.719 B	54.226	50.789	54.704	122.9	10:12.593								
7	1	2:51.849 B	53.611	1:00.238	58.000	114.2	21:39.815								
4	1	3:30.286	1:52.236	50.550	47.500	93.3	13:42.879								
1	1	5:02.501	3:13.886	1:01.530	47.085	64.9	5:02.501								
8	1	5:14.808	3:38.686	49.888	46.234	62.3	26:54.623								
<b>91</b> 1.Muath AL MUFTAH Subaru BRZ QTCC 2K								7	1	2:38.529	56.122	52.952	49.455	123.8	25:31.418
4	1	3:02.937	1:07.884	59.560	55.493	107.3	23:01.826	6	1	2:39.804	56.357	54.188	49.259	122.8	22:52.889
3	1	3:07.818	1:09.891	1:00.103	57.824	104.5	19:58.889	3	1	2:40.381	57.072	52.142	51.167	122.4	11:52.284
5	1	3:25.466 B	1:09.175	1:02.904	1:13.387	95.5	26:27.292	2	1	2:41.195	58.975	51.933	50.287	121.7	9:11.903
2	1	6:58.010	4:59.164	1:01.082	57.764	46.9	16:51.071	8	1	3:36.667 B	1:08.640	1:08.360	1:19.667	90.6	29:08.085
1	1	9:53.061 B				33.1	9:53.061	5	1	3:56.915	2:13.015	52.365	51.535	82.8	20:13.085
<b>92</b> 1.Abdulaziz AL SAYED Honda FD2 QTCC 2K								4	1	4:23.886 B	57.461	50.718	2:35.707	74.4	16:16.170
4	1	2:35.137	56.772	50.411	47.954	126.5	13:24.314	1	1	6:30.708	4:46.011	53.190	51.507	50.2	6:30.708
5	1	2:36.043	57.578	50.542	47.923	125.8	16:00.357								
6	1	2:38.525	59.354	51.300	47.871	123.8	18:38.882								
3	1	2:41.307	1:00.986	51.001	49.320	121.7	10:49.177								
2	1	2:44.750	1:03.432	52.199	49.119	119.1	8:07.870								
7	1	5:00.931 B	59.571	1:03.776	2:57.584	65.2	23:39.813								
1	1	5:23.120	3:31.749	1:01.824	49.547	60.7	5:23.120								



## 2025 QTCC 2K Round 1

LIC

Qualifying Practice

### Sector Analysis

— Invalidated Lap    ■ Personal Best    ■ Session Best    B Crossing the pit lane

Lap	D	Time	Sector 1	Sector 2	Sector 3	Kph	Elapsed	Lap	D	Time	Sector 1	Sector 2	Sector 3	Kph	Elapsed
4	1	2:29.524	<b>53.470</b>	48.576	47.478	131.2	24:17.322								
8	1	2:29.640	53.906	48.847	46.887	131.1	39:06.180								
9	1	2:30.648	53.645	48.897	48.106	130.3	41:36.828								
3	1	2:32.830	54.389	49.587	48.854	128.4	21:47.798								
2	1	2:35.819	54.887	48.587	52.345	125.9	19:14.968								
10	1	3:02.726 <b>B</b>	57.920	52.173	1:12.633	107.4	44:39.554								
6	1	3:45.409 <b>B</b>	58.096	55.278	1:52.035	87.1	30:31.750								
7	1	6:04.790	4:21.965	51.806	51.019	53.8	36:36.540								
1	1	16:39.149	...	59.123	54.316	19.6	16:39.149								

**96**

1. Abdullo ALI AL KHELAIIFI

Honda S2000  
QTCC 2K

6	1	<b>2:24.258</b>	<b>52.294</b>	47.566	<b>44.398</b>	136.0	24:11.704
5	1	2:25.963	52.761	47.919	45.283	134.4	21:47.446
2	1	2:30.562	55.092	49.421	46.049	130.3	7:33.260
3	1	2:41.696 <b>B</b>	55.230	49.669	56.797	121.4	10:14.956
1	1	5:02.698	3:14.416	1:01.339	46.943	64.8	5:02.698
7	1	5:10.046 <b>B</b>	55.449	<b>47.352</b>	3:27.245	63.3	29:21.750
4	1	9:06.527	7:31.047	49.009	46.471	35.9	19:21.483

**99**

1. Mohammed EMADADHI

Renault Clio RS  
QTCC 2K

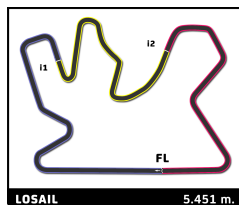
5	1	<b>2:43.316</b>	<b>58.910</b>	<b>53.161</b>	<b>51.245</b>	120.2	22:19.289
2	1	2:46.932	1:00.048	54.076	52.808	117.6	10:45.454
3	1	3:01.778 <b>B</b>	59.785	54.692	1:07.301	108.0	13:47.232
6	1	3:14.351 <b>B</b>	1:01.048	1:00.182	1:13.121	101.0	25:33.640
4	1	5:48.741	3:56.544	58.435	53.762	56.3	19:35.973
7	1	6:44.820 <b>B</b>	2:22.214	58.466	3:24.140	48.5	32:18.460
1	1	7:58.522	6:07.074	56.543	54.905	41.0	7:58.522

**100**

1. Mohammed AL BUAINAIN

Honda Civic  
QTCC 2K

4	1	<b>2:42.818</b>	<b>59.340</b>	53.008	<b>50.470</b>	120.5	27:44.979
3	1	2:45.323	1:00.078	<b>52.983</b>	52.262	118.7	25:02.161
2	1	2:51.403	1:01.432	55.658	54.313	114.5	22:16.838
5	1	5:23.554 <b>B</b>	1:07.274	59.472	3:16.808	60.7	33:08.533
1	1	19:25.435	...	1:01.459	1:00.877	16.8	19:25.435



## 2025 QTCC 2K Round 1

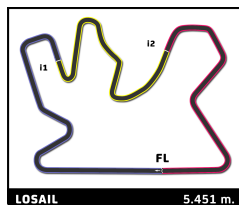
LIC

Qualifying Practice

### Sector Analysis

— Invalidated Lap    ■ Personal Best    ■ Session Best    B Crossing the pit lane

Lap	D	Time	Sector 1	Sector 2	Sector 3	Kph	Elapsed	Lap	D	Time	Sector 1	Sector 2	Sector 3	Kph	Elapsed
<b>1</b> 1.Ghanim AL MADHEED Lotus Elise QTCC 2K								<b>10</b> 1.Nasser SHEGHAIL Honda Civic QTCC 2K							
2	1	2:23.521	51.740	46.863	44.918	136.7	21:44.004	3	1	2:46.626	59.977	54.868	51.781	117.8	39:05.424
3	1	2:51.523 B	55.198	55.843	1:00.482	114.4	24:35.527	4	1	4:01.124 B	1:02.226	56.633	2:02.265	81.4	43:06.548
4	1	6:52.595 B	3:10.221	58.263	2:44.111	47.6	31:28.122	1	1	13:34.275	...	1:02.581	1:01.906	24.1	13:34.275
1	1	19:20.483	...	49.119	45.829	16.9	19:20.483	2	1	22:44.523	...	56.428	52.682	14.4	36:18.798
<b>5</b> 1.Ibrahim ABDULGHANI Honda S2000 QTCC 2K								<b>11</b> 1.Abdulaziz AL JABRI Honda Civic QTCC 2K							
4	1	2:25.616	53.000	47.840	44.776	134.8	12:18.313	3	1	2:32.770	54.835	49.919	48.016	128.5	12:53.666
8	1	2:25.801	52.981	47.740	45.080	134.6	29:05.275	2	1	2:32.864	54.926	49.263	48.675	128.4	10:20.896
3	1	2:27.486	53.723	47.595	46.168	133.1	9:52.697	4	1	4:48.246 B	1:07.438	1:01.396	2:39.412	68.1	17:41.912
2	1	2:30.534	54.383	50.862	45.289	130.4	7:25.211	1	1	7:48.032	5:50.603	1:05.921	51.508	41.9	7:48.032
9	1	2:35.224	52.277	49.569	53.378	126.4	31:40.499	<b>23</b> 1.Ibrahim AL MANNAI Toyota GT86 QTCC 2K							
10	1	2:37.526 B	52.175	47.417	57.934	124.6	34:18.025	5	1	2:28.956	54.142	48.893	45.921	131.7	16:01.673
5	1	2:41.306 B	54.898	50.508	55.900	121.7	14:59.619	7	1	2:29.238	54.143	48.838	46.257	131.5	21:00.370
12	1	4:02.259 B	1:01.843	55.702	2:04.714	81.0	48:58.988	6	1	2:29.459	54.143	48.831	46.485	131.3	18:31.132
1	1	4:54.677	3:16.993	51.836	45.848	66.6	4:54.677	4	1	2:30.025	54.113	48.663	47.249	130.8	13:32.717
7	1	5:11.075	3:38.235	47.486	45.354	63.1	26:39.474	3	1	2:30.132	54.298	49.408	46.426	130.7	11:02.692
6	1	6:28.780 B	4:44.260	49.152	55.368	50.5	21:28.399	2	1	2:33.133	56.855	49.835	46.443	128.1	8:32.560
11	1	10:38.704	9:05.490	47.782	45.432	30.7	44:56.729	8	1	3:59.491 B	1:01.227	57.511	2:00.753	81.9	24:59.861
<b>7</b> 1.Hussen AHMED Subaru BRZ QTCC 2K								<b>39</b> 1.Abdulla AL ABBASI Honda Civic QTCC 2K							
11	1	2:36.037	56.967	50.630	48.440	125.8	45:58.811	1	1	3:06.171	52.292	46.000	1:27.879	105.4	3:06.171
10	1	2:36.410	56.692	51.174	48.544	125.5	43:22.774	<b>74</b> 1.Mansour AL HAJRI Toyota GT86 QTCC 2K							
4	1	2:36.437	56.925	50.676	48.836	125.4	12:59.313	12	1	2:30.054	54.613	48.486	46.955	130.8	45:31.564
9	1	2:36.628	56.845	51.029	48.754	125.3	40:46.364	4	1	2:30.200	54.242	49.054	46.904	130.6	16:14.442
5	1	2:37.393	57.114	50.942	49.337	124.7	15:36.706	9	1	2:30.418	55.017	48.826	46.575	130.5	32:43.892
8	1	2:37.749	57.176	51.163	49.410	124.4	38:09.736	3	1	2:31.534	54.931	49.079	47.524	129.5	13:44.242
2	1	2:39.155	58.779	51.728	48.648	123.3	7:40.576	2	1	2:31.907	54.963	49.389	47.555	129.2	11:12.708
3	1	2:42.300	57.472	53.332	51.496	120.9	10:22.876	8	1	2:31.947	54.895	49.677	47.375	129.1	30:13.474
6	1	3:01.817 B	1:00.350	56.575	1:04.892	107.9	18:38.523	7	1	2:33.056	54.740	51.080	47.236	128.2	27:41.527
1	1	5:01.421	3:15.596	56.860	48.965	65.1	5:01.421	5	1	2:48.505 B	59.845	49.328	59.332	116.5	19:02.947
7	1	16:53.464	...	51.682	49.349	19.4	35:31.987	10	1	3:15.968 B	1:02.351	54.319	1:19.298	100.1	35:59.860
<b>8</b> 1.Yousef AL JABRI Renault Clio QTCC 2K								6	1	6:05.524	4:24.289	52.857	48.378	53.7	25:08.471
5	1	2:48.689	59.574	54.471	54.644	116.3	22:36.974	11	1	7:01.650	5:25.021	49.504	47.125	46.5	43:01.510
4	1	2:48.963	1:00.900	54.106	53.957	116.1	19:48.285	1	1	8:40.801	7:03.289	50.347	47.165	37.7	8:40.801
3	1	3:06.792	1:09.524	59.499	57.769	105.1	16:59.322								
2	1	5:09.790	2:48.336	1:09.287	1:12.167	63.3	13:52.530								
6	1	5:38.830 B	1:04.753	1:04.540	3:29.537	57.9	28:15.804								
1	1	8:42.740 B	6:31.301	1:00.708	1:10.731	37.5	8:42.740								



## 2025 QTCC 2K Round 1

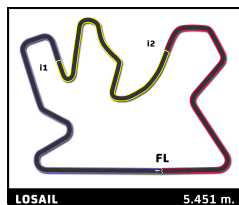
LIC

Qualifying Practice

### Sector Analysis

— Invalidated Lap    ■ Personal Best    ■ Session Best    B Crossing the pit lane

Lap	D	Time	Sector 1	Sector 2	Sector 3	Kph	Elapsed	Lap	D	Time	Sector 1	Sector 2	Sector 3	Kph	Elapsed
<b>77</b> 1.Omran KARAMA Toyota GT86 QTCC 2K								4 1 2:44.907 59.393 53.143 52.371 119.0 22:17.181							
6 1 2:28.921 53.971 48.654 46.296 131.8 21:39.464								5 1 2:45.484 1:00.215 53.210 52.059 118.6 25:02.665							
3 1 2:30.051 54.487 48.705 46.859 130.8 13:49.714								10 1 3:24.887 B 1:07.102 59.487 1:18.298 95.8 45:25.611							
5 1 2:30.295 54.376 49.050 46.869 130.6 19:10.543								8 1 5:35.900 3:54.211 52.316 49.373 58.4 39:21.311							
2 1 2:31.082 54.746 48.894 47.442 129.9 11:19.663								7 1 5:58.871 B 59.566 1:07.489 3:51.816 54.7 33:45.411							
4 1 2:50.534 57.954 58.580 54.000 115.1 16:40.248								1 1 14:06.760 ... 54.748 54.172 23.2 14:06.760							
7 1 4:32.904 B 1:06.697 1:03.208 2:22.999 71.9 26:12.368															
1 1 8:48.581 7:00.058 58.185 50.338 37.1 8:48.581															
<b>82</b> 1.Ahmed ALABBASI Integra DC2 QTCC 2K								3 1 2:28.701 53.108 48.810 46.783 132.0 22:31.306							
3 1 2:30.725 54.004 49.692 47.029 130.2 10:47.791								2 1 2:30.051 54.569 48.794 46.688 130.8 20:02.605							
4 1 2:31.000 54.673 49.307 47.020 130.0 13:18.791								4 1 4:43.283 B 1:00.693 53.291 2:49.299 69.3 27:14.589							
2 1 2:50.431 1:01.346 56.570 52.515 115.1 8:17.066								1 1 17:32.554 ... 56.221 52.922 18.6 17:32.554							
1 1 5:26.635 3:38.360 56.164 52.111 60.1 5:26.635															
6 1 5:51.884 B 3:38.849 58.171 1:14.864 55.8 25:14.417															
5 1 6:03.742 B 1:05.035 57.974 4:00.733 53.9 19:22.533															
7 1 6:09.946 B 3:18.899 1:16.495 1:34.552 53.0 31:24.363															
<b>84</b> 1.Mohamed AL NAEMI Volkswagen QTCC 2K								16 1 2:27.912 53.356 48.856 45.700 132.7 46:46.306							
4 1 3:02.937 1:07.884 59.560 55.493 107.3 23:01.826								15 1 2:27.967 53.527 48.486 45.954 132.6 44:18.394							
3 1 3:07.818 1:09.891 1:00.103 57.824 104.5 19:58.889								10 1 2:28.938 54.145 48.812 45.981 131.8 31:53.070							
5 1 3:25.466 B 1:09.175 1:02.904 1:13.387 95.5 26:27.292								14 1 2:29.145 53.862 49.206 46.077 131.6 36:51.663							
2 1 6:58.010 4:59.164 1:01.082 57.764 46.9 16:51.071								11 1 2:29.448 53.955 49.101 46.392 131.3 34:22.518							
1 1 9:53.061 B 33.1 9:53.061								9 1 2:29.509 53.791 49.672 46.046 131.3 29:24.132							
<b>85</b> 1.Mohd AL MAHMOUD Toyota GT86 QTCC 2K								13 1 2:29.686 53.711 49.236 46.739 131.1 39:21.349							
4 1 2:35.137 56.772 50.411 47.954 126.5 13:24.314								5 1 2:30.336 53.995 49.781 46.560 130.5 16:13.215							
5 1 2:36.043 57.578 50.542 47.923 125.8 16:00.357								2 1 2:30.373 54.552 49.980 45.841 130.5 7:32.874							
6 1 2:38.525 59.354 51.300 47.871 123.8 18:38.882								6 1 2:34.751 59.021 49.471 46.259 126.8 18:47.966							
3 1 2:41.307 1:00.986 51.001 49.320 121.7 10:49.177								3 1 2:39.719 B 54.226 50.789 54.704 122.9 10:12.593							
2 1 2:44.750 1:03.432 52.199 49.119 119.1 8:07.870								7 1 2:51.849 B 53.611 1:00.238 58.000 114.2 21:39.815							
7 1 5:00.931 B 59.571 1:03.776 2:57.584 65.2 23:39.813								4 1 3:30.286 1:52.236 50.550 47.500 93.3 13:42.879							
1 1 5:23.120 3:31.749 1:01.824 49.547 60.7 5:23.120								1 1 5:02.501 3:13.886 1:01.530 47.085 64.9 5:02.501							
<b>86</b> 1.Khalifah AL MOHANNADI Toyota GT86 QTCC 2K								8 1 5:14.808 3:38.686 49.888 46.234 62.3 26:54.623							
9 1 2:39.413 57.042 51.046 51.325 123.1 42:00.724								5 1 2:38.529 56.122 52.952 49.455 123.8 25:31.418							
3 1 2:40.999 58.103 52.165 50.731 121.9 19:32.274								6 1 2:39.804 56.357 54.188 49.259 122.8 22:52.889							
6 1 2:43.875 59.167 53.271 51.437 119.7 27:46.540								3 1 2:40.381 57.072 52.142 51.167 122.4 11:52.284							
2 1 2:44.515 59.422 53.653 51.440 119.3 16:51.275								2 1 2:41.195 58.975 51.933 50.287 121.7 9:11.903							
<b>89</b> 1.Ali EMADADHI Acura RSX Type S QTCC 2K								8 1 3:36.667 B 1:08.640 1:08.360 1:19.667 90.6 29:08.085							
3 1 2:30.051 54.569 48.794 46.688 130.8 20:02.605								5 1 3:56.915 2:13.015 52.365 51.535 82.8 20:13.085							
4 1 4:43.283 B 1:00.693 53.291 2:49.299 69.3 27:14.589								4 1 4:23.886 B 57.461 50.718 2:35.707 74.4 16:16.170							
1 1 17:32.554 ... 56.221 52.922 18.6 17:32.554								1 1 6:30.708 4:46.011 53.190 51.507 50.2 6:30.708							
<b>90</b> 1.Ahmed AL EMADI Honda s2000 QTCC 2K								5 1 2:29.019 53.721 48.489 46.809 131.7 26:46.341							
16 1 2:27.912 53.356 48.856 45.700 132.7 46:46.306															
15 1 2:27.967 53.527 48.486 45.954 132.6 44:18.394															
10 1 2:28.938 54.145 48.812 45.981 131.8 31:53.070															
14 1 2:29.145 53.862 49.206 46.077 131.6 36:51.663															
11 1 2:29.448 53.955 49.101 46.392 131.3 34:22.518															
9 1 2:29.509 53.791 49.672 46.046 131.3 29:24.132															
13 1 2:29.686 53.711 49.236 46.739 131.1 39:21.349															
5 1 2:30.336 53.995 49.781 46.560 130.5 16:13.215															
2 1 2:30.373 54.552 49.980 45.841 130.5 7:32.874															
6 1 2:34.751 59.021 49.471 46.259 126.8 18:47.966															
3 1 2:39.719 B 54.226 50.789 54.704 122.9 10:12.593															
7 1 2:51.849 B 53.611 1:00.238 58.000 114.2 21:39.815															
4 1 3:30.286 1:52.236 50.550 47.500 93.3 13:42.879															
1 1 5:02.501 3:13.886 1:01.530 47.085 64.9 5:02.501															
8 1 5:14.808 3:38.686 49.888 46.234 62.3 26:54.623															
<b>91</b> 1.Muath AL MUFTAH Subaru BRZ QTCC 2K															
7 1 2:38.529 56.122 52.952 49.455 123.8 25:31.418															
6 1 2:39.804 56.357 54.188 49.259 122.8 22:52.889															
3 1 2:40.381 57.072 52.142 51.167 122.4 11:52.284															
2 1 2:41.195 58.975 51.933 50.287 121.7 9:11.903															
8 1 3:36.667 B 1:08.640 1:08.360 1:19.667 90.6 29:08.085															
5 1 3:56.915 2:13.015 52.365 51.535 82.8 20:13.085															
4 1 4:23.886 B 57.461 50.718 2:35.707 74.4 16:16.170															
1 1 6:30.708 4:46.011 53.190 51.507 50.2 6:30.708															
<b>92</b> 1.Abdulaziz AL SAYED Honda FD2 QTCC 2K															
5 1 2:29.019 53.721 48.489 46.809 131.7 26:46.341															



## 2025 QTCC 2K Round 1

LIC

Qualifying Practice

### Sector Analysis

— Invalidated Lap    ■ Personal Best    ■ Session Best    B Crossing the pit lane

Lap	D	Time	Sector 1	Sector 2	Sector 3	Kph	Elapsed	Lap	D	Time	Sector 1	Sector 2	Sector 3	Kph	Elapsed
4	1	2:29.524	<b>53.470</b>	48.576	47.478	131.2	24:17.322								
8	1	2:29.640	53.906	48.847	46.887	131.1	39:06.180								
9	1	2:30.648	53.645	48.897	48.106	130.3	41:36.828								
3	1	2:32.830	54.389	49.587	48.854	128.4	21:47.798								
2	1	2:35.819	54.887	48.587	52.345	125.9	19:14.968								
10	1	3:02.726 <b>B</b>	57.920	52.173	1:12.633	107.4	44:39.554								
6	1	3:45.409 <b>B</b>	58.096	55.278	1:52.035	87.1	30:31.750								
7	1	6:04.790	4:21.965	51.806	51.019	53.8	36:36.540								
1	1	16:39.149	...	59.123	54.316	19.6	16:39.149								

**96**

1. Abdullo ALI AL KHELAIFI

Honda S2000  
QTCC 2K

6	1	<b>2:24.258</b>	<b>52.294</b>	47.566	<b>44.398</b>	136.0	24:11.704
5	1	2:25.963	52.761	47.919	45.283	134.4	21:47.446
2	1	2:30.562	55.092	49.421	46.049	130.3	7:33.260
3	1	2:41.696 <b>B</b>	55.230	49.669	56.797	121.4	10:14.956
1	1	5:02.698	3:14.416	1:01.339	46.943	64.8	5:02.698
7	1	5:10.046 <b>B</b>	55.449	<b>47.352</b>	3:27.245	63.3	29:21.750
4	1	9:06.527	7:31.047	49.009	46.471	35.9	19:21.483

**99**

1. Mohammed EMADADHI

Renault Clio RS  
QTCC 2K

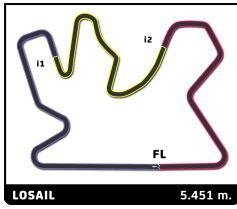
5	1	<b>2:43.316</b>	<b>58.910</b>	<b>53.161</b>	<b>51.245</b>	120.2	22:19.289
2	1	2:46.932	1:00.048	54.076	52.808	117.6	10:45.454
3	1	3:01.778 <b>B</b>	59.785	54.692	1:07.301	108.0	13:47.232
6	1	3:14.351 <b>B</b>	1:01.048	1:00.182	1:13.121	101.0	25:33.640
4	1	5:48.741	3:56.544	58.435	53.762	56.3	19:35.973
7	1	6:44.820 <b>B</b>	2:22.214	58.466	3:24.140	48.5	32:18.460
1	1	7:58.522	6:07.074	56.543	54.905	41.0	7:58.522

**100**

1. Mohammed AL BUAINAIN

Honda Civic  
QTCC 2K

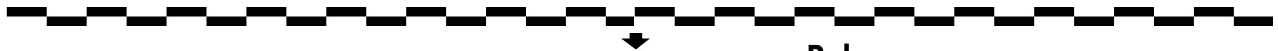
4	1	<b>2:42.818</b>	<b>59.340</b>	53.008	<b>50.470</b>	120.5	27:44.979
3	1	2:45.323	1:00.078	<b>52.983</b>	52.262	118.7	25:02.161
2	1	2:51.403	1:01.432	55.658	54.313	114.5	22:16.838
5	1	5:23.554 <b>B</b>	1:07.274	59.472	3:16.808	60.7	33:08.533
1	1	19:25.435	...	1:01.459	1:00.877	16.8	19:25.435



**2025 QTCC 2K Round 1**  
**LIC**  
**Race 1 (10 Laps, 54.5 km.)**

**Provisional Starting Grid**

Ahmed ALASIRI	42	- 11 -	39	Abdulla AL ABBASI
3:02.937 Mohamed AL NAEMI	84	- 10 -	8	2:48.689 Yousef AL JABRI
2:46.626 Nasser SHEGHAIL	10	- 9 -	99	2:43.316 Mohammed EMADADHI
2:42.818 Mohammed AL BUAINAIN	100	- 8 -	86	2:39.413 Khalifah AL MOHANNADI
2:38.529 Muath AL MUFTAH	91	- 7 -	7	2:36.037 Hussen AHMED
2:35.137 Mohd AL MAHMOUD	85	- 6 -	11	2:32.770 Abdulaziz AL JABRI
2:30.725 Ahmed ALABBASI	82	- 5 -	74	2:30.054 Mansour AL HAJRI
2:29.019 Abdulaziz AL SAYED	92	- 4 -	23	2:28.956 Ibrahim AL MANNAI
2:28.921 Omrans KARAMA	77	- 3 -	89	2:28.701 Ali EMADADHI
2:27.912 Ahmed AL EMADI	90	- 2 -	5	2:25.616 Ibrahim ABDULGHANI
2:24.258 Abdulla ALI AL KHELAIFI	96	- 1 -	1	2:23.521 Ghanim AL MADHEED



**Pole**

The results are provisional until the end of the limit for protests and appeals.

The limit time for protest expires 30' after publication of results. -Time.....

Published at: .....

**Race Director**

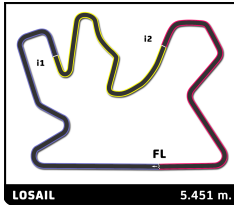
Franck Vayssie



**Timekeeper:**

Isaac Mulungi





## 2025 QTCC 2K Round 1

LIC

Warm Up

### Classification

No	Driver	Nat	Team	Car	Cl.	Time	Lap Total	Gap	Kph
1	5 Ibrahim ABDULGHANI	QAT		Honda S2000	QTCC 2K	<b>2:25.839</b>	2 3	- -	<b>134.6</b>
2	42 Ahmed ALASIRI	QAT		Honda Civic	QTCC 2K	<b>2:27.691</b>	3 5	+1.852 +1.852	<b>132.9</b>
3	74 Mansour AL HAJRI	QAT		Toyota GT86	QTCC 2K	<b>2:30.703</b>	4 4	+4.864 +3.012	<b>130.2</b>
4	91 Muath AL MUFTAH	QAT		Subaru BRZ	QTCC 2K	<b>2:37.977</b>	3 4	+12.138 +7.274	<b>124.2</b>
<b>Max. qual. time: 2:52.225</b>									
39	Abdulla AL ABBASI	QAT		Honda Civic	QTCC 2K	<b>3:17.950</b>	2 3		<b>99.1</b>
1	Ghanim AL MADHEED	QAT		Lotus Elise	QTCC 2K		1		
7	Hussen AHMED	QAT		Subaru BRZ	QTCC 2K				
8	Yousef AL JABRI	QAT		Renault Clio	QTCC 2K				
10	Nasser SHEGHAIL	QAT		Honda Civic	QTCC 2K				
11	Abdulaziz AL JABRI	QAT		Honda Civic	QTCC 2K				
23	Ibrahim AL MANNAI	QAT		Toyota GT86	QTCC 2K				
77	Omran KARAMA	PAL		Toyota GT86	QTCC 2K				
82	Ahmed ALABBASI	QAT		Integra DC2	QTCC 2K		1		
84	Mohamed AL NAEMI	QAT		Volkswagen	QTCC 2K				
85	Mohd AL MAHMOUD	QAT		Toyota GT86	QTCC 2K				
86	Khalifah AL MOHANNADI	QAT		Toyota GT86	QTCC 2K				
89	Ali EMADADHI	QAT		Acura RSX Type S	QTCC 2K				
90	Ahmed AL EMADI	QAT		Honda s2000	QTCC 2K				
92	Abdulaziz AL SAYED	QAT		Honda FD2	QTCC 2K		1		
96	Abdulla ALI AL KHELAIFI	QAT		Honda S2000	QTCC 2K				
99	Mohammed EMADADHI	QAT		Renault Clio RS	QTCC 2K				
100	Mohammed AL BUAINAIN	QAT		Honda Civic	QTCC 2K				

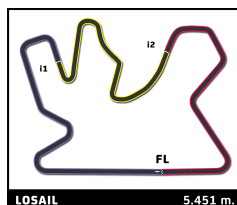
**Fastest Lap:** Lap 2 | Ibrahim ABDULGHANI | **2:25.839** | 134.6 Kph

The results are provisional until the end of the limit for protests and appeals.  
The limit time for protest expires 30' after publication of results. -Time.....

Published at: .....

Track Status: **DRY**

<b>Race Director</b> Franck Vayssie		<b>Timekeeper:</b> Isaac Mulungi	
--	---	-------------------------------------	---



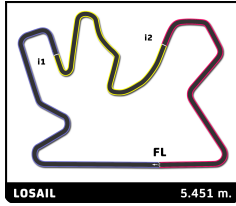
## 2025 QTCC 2K Round 1

LIC

Warm Up

### Best Sector Times

Sector 1			Sector 2			Sector 3			Ideal Lap	Best Lap	
Pos	No Driver	Time	No Driver	Time	No Driver	Time	Pos	No Driver			
1	5 I.ABDULGHANI	52.616	5 I.ABDULGHANI	47.690	5 I.ABDULGHANI	45.005	1	5 I.ABDULGHANI	2:25.311	2:25.839	(1)
2	42 A.ALASIRI	53.160	42 A.ALASIRI	48.461	42 A.ALASIRI	45.625	2	42 A.ALASIRI	2:27.246	2:27.691	(2)
3	74 M.AL HAJRI	54.935	74 M.AL HAJRI	48.868	74 M.AL HAJRI	46.612	3	74 M.AL HAJRI	2:30.415	2:30.703	(3)
4	91 M.AL MUFTAH	56.220	91 M.AL MUFTAH	51.035	91 M.AL MUFTAH	49.662	4	91 M.AL MUFTAH	2:36.917	2:37.977	(4)
5	39 A.AL ABBASI	1:12.488	1 G.AL MADHEED	54.224	39 A.AL ABBASI	1:02.677	5	39 A.AL ABBASI	3:15.762	3:17.950	(5)

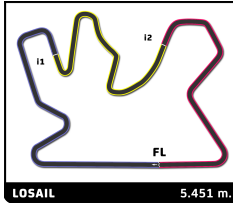


## 2025 QTCC 2K Round 1

LIC  
After Warm Up

Event maximum speed

No	Driver	Team	Car	Class	Top Speed	Lap	Session
1	Ghanim AL MADHEED		Lotus Elise	QTCC 2K	<b>201.5</b>	2	Qualifying Practice
82	Ahmed ALABBASI		Integra DC2	QTCC 2K	<b>201.5</b>	3	Qualifying Practice
96	Abdulla ALI AL KHELAFI		Honda S2000	QTCC 2K	<b>198.5</b>	6	Qualifying Practice
92	Abdulaziz AL SAYED		Honda FD2	QTCC 2K	<b>197.4</b>	5	Qualifying Practice
5	Ibrahim ABDULGHANI		Honda S2000	QTCC 2K	<b>197.1</b>	12	Qualifying Practice
11	Abdulaziz AL JABRI		Honda Civic	QTCC 2K	<b>196.4</b>	2	Qualifying Practice
89	Ali EMADADHI		Acura RSX Type S	QTCC 2K	<b>196.0</b>	3	Qualifying Practice
42	Ahmed ALASIRI		Honda Civic	QTCC 2K	<b>193.2</b>	2	Warm Up
77	Omran KARAMA		Toyota GT86	QTCC 2K	<b>192.5</b>	5	Qualifying Practice
90	Ahmed AL EMADI		Honda s2000	QTCC 2K	<b>190.8</b>	5	Qualifying Practice
91	Muath AL MUFTAH		Subaru BRZ	QTCC 2K	<b>188.8</b>	8	Qualifying Practice
86	Khalifah AL MOHANNADI		Toyota GT86	QTCC 2K	<b>188.5</b>	6	Qualifying Practice
23	Ibrahim AL MANNAI		Toyota GT86	QTCC 2K	<b>187.8</b>	6	Qualifying Practice
74	Mansour AL HAJRI		Toyota GT86	QTCC 2K	<b>185.9</b>	5	Qualifying Practice
100	Mohammed AL BUAINAIN		Honda Civic	QTCC 2K	<b>182.1</b>	5	Qualifying Practice
85	Mohd AL MAHMOUD		Toyota GT86	QTCC 2K	<b>181.5</b>	4	Qualifying Practice
8	Yousef AL JABRI		Renault Clio	QTCC 2K	<b>181.2</b>	4	Qualifying Practice
7	Hussen AHMED		Subaru BRZ	QTCC 2K	<b>177.9</b>	2	Free Practice
10	Nasser SHEGHAIL		Honda Civic	QTCC 2K	<b>176.5</b>	3	Qualifying Practice
99	Mohammed EMADADHI		Renault Clio RS	QTCC 2K	<b>173.1</b>	5	Qualifying Practice
84	Mohamed AL NAEMI		Volkswagen	QTCC 2K	<b>140.1</b>	5	Qualifying Practice
39	Abdulla AL ABBASI		Honda Civic	QTCC 2K	<b>134.7</b>	2	Qualifying Practice



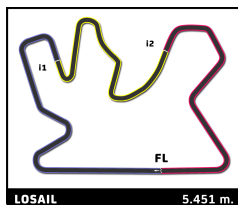
## 2025 QTCC 2K Round 1

LIC

Warm Up

Fastest Lap Sequence

Elapsed	No Driver	Team	Car	Class	Time	Kph	Lap
7:33.720	42 Ahmed ALASIRI		Honda Civic	QTCC 2K	<b>2:30.008</b>	130.8	2
10:01.411	42 Ahmed ALASIRI		Honda Civic	QTCC 2K	<b>2:27.691</b>	132.9	3
10:26.599	5 Ibrahim ABDULGHANI		Honda S2000	QTCC 2K	<b>2:25.839</b>	134.6	2



## 2025 QTCC 2K Round 1

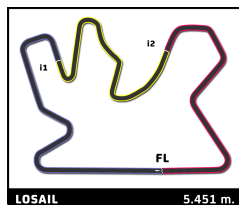
LIC

Warm Up

### Sector Analysis

— Invalidated Lap    ■ Personal Best    ■ Session Best    **B** Crossing the pit lane

Lap	D	Time	Sector 1	Sector 2	Sector 3	Kph	Elapsed	Lap	D	Time	Sector 1	Sector 2	Sector 3	Kph	Elapsed
<b>1</b> 1.Ghanim AL MADHEED Lotus Elise QTCC 2K								<b>92</b> 1.Abdulaziz AL SAYED Honda FD2 QTCC 2K							
1	1	10:33.121 <b>B</b>	8:40.360	<b>54.224</b>	58.537	31.0	10:33.121	1	1	16:04.909 <b>B</b>	...	<b>1:01.162</b>	1:07.450	20.3	16:04.909
<b>5</b> 1.Ibrahim ABDULGHANI Honda S2000 QTCC 2K															
2	1	<b>2:25.839</b>	52.869	47.965	<b>45.005</b>	134.6	10:26.599								
3	1	2:51.719 <b>B</b>	<b>52.616</b>	<b>47.690</b>	1:11.413	114.3	13:18.318								
1	1	8:00.760	6:18.816	53.458	48.486	40.8	8:00.760								
<b>39</b> 1.Abdulla AL ABBASI Honda Civic QTCC 2K															
2	1	<b>3:17.950</b>	1:13.502	1:01.771	<b>1:02.677</b>	99.1	10:11.147								
3	1	3:28.024 <b>B</b>	<b>1:12.488</b>	<b>1:00.597</b>	1:14.939	94.3	13:39.171								
1	1	6:53.197	4:44.684	1:04.361	1:04.152	47.5	6:53.197								
<b>42</b> 1.Ahmed ALASIRI Honda Civic QTCC 2K															
3	1	<b>2:27.691</b>	53.311	<b>48.461</b>	45.919	132.9	10:01.411								
2	1	2:30.008	<b>53.160</b>	51.223	<b>45.625</b>	130.8	7:33.720								
5	1	2:48.531 <b>B</b>	1:02.351	51.018	55.162	116.4	15:42.136								
4	1	2:52.194	59.217	57.352	55.625	114.0	12:53.605								
1	1	5:03.712	3:27.841	49.718	46.153	64.6	5:03.712								
<b>74</b> 1.Mansour AL HAJRI Toyota GT86 QTCC 2K															
4	1	<b>2:30.703</b>	<b>54.935</b>	49.156	<b>46.612</b>	130.2	15:44.778								
3	1	2:31.311	55.150	<b>48.868</b>	47.293	129.7	13:14.075								
2	1	5:14.296	3:36.936	49.799	47.561	62.4	10:42.764								
1	1	5:28.468 <b>B</b>	3:32.990	52.458	1:03.020	59.7	5:28.468								
<b>82</b> 1.Ahmed ALABBASI Integra DC2 QTCC 2K															
1	1	9:00.027 <b>B</b>	6:45.813	<b>59.522</b>	1:14.692	36.3	9:00.027								
<b>91</b> 1.Muath AL MUFTAH Subaru BRZ QTCC 2K															
3	1	<b>2:37.977</b>	<b>56.220</b>	<b>51.035</b>	50.722	124.2	14:43.776								
2	1	2:38.071	56.771	51.638	<b>49.662</b>	124.1	12:05.799								
4	1	3:00.078 <b>B</b>	1:03.291	52.758	1:04.029	109.0	17:43.854								
1	1	9:27.728	7:45.988	51.415	50.325	34.6	9:27.728								



## 2025 QTCC 2K Round 1

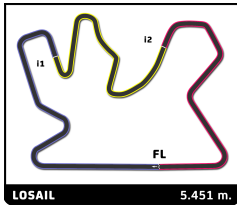
LIC

Warm Up

### Sector Analysis

— Invalidated Lap    ■ Personal Best    ■ Session Best    **B** Crossing the pit lane

Lap	D	Time	Sector 1	Sector 2	Sector 3	Kph	Elapsed	Lap	D	Time	Sector 1	Sector 2	Sector 3	Kph	Elapsed
<b>1</b> 1.Ghanim AL MADHEED Lotus Elise QTCC 2K								<b>92</b> 1.Abdulaziz AL SAYED Honda FD2 QTCC 2K							
1	1	10:33.121 <b>B</b>	8:40.360	<b>54.224</b>	58.537	31.0	10:33.121	1	1	16:04.909 <b>B</b>	...	<b>1:01.162</b>	1:07.450	20.3	16:04.909
<b>5</b> 1.Ibrahim ABDULGHANI Honda S2000 QTCC 2K															
2	1	<b>2:25.839</b>	52.869	47.965	<b>45.005</b>	134.6	10:26.599								
3	1	2:51.719 <b>B</b>	<b>52.616</b>	<b>47.690</b>	1:11.413	114.3	13:18.318								
1	1	8:00.760	6:18.816	53.458	48.486	40.8	8:00.760								
<b>39</b> 1.Abdulla AL ABBASI Honda Civic QTCC 2K															
2	1	<b>3:17.950</b>	1:13.502	1:01.771	<b>1:02.677</b>	99.1	10:11.147								
3	1	3:28.024 <b>B</b>	<b>1:12.488</b>	<b>1:00.597</b>	1:14.939	94.3	13:39.171								
1	1	6:53.197	4:44.684	1:04.361	1:04.152	47.5	6:53.197								
<b>42</b> 1.Ahmed ALASIRI Honda Civic QTCC 2K															
3	1	<b>2:27.691</b>	53.311	<b>48.461</b>	45.919	132.9	10:01.411								
2	1	2:30.008	<b>53.160</b>	51.223	<b>45.625</b>	130.8	7:33.720								
5	1	2:48.531 <b>B</b>	1:02.351	51.018	55.162	116.4	15:42.136								
4	1	2:52.194	59.217	57.352	55.625	114.0	12:53.605								
1	1	5:03.712	3:27.841	49.718	46.153	64.6	5:03.712								
<b>74</b> 1.Mansour AL HAJRI Toyota GT86 QTCC 2K															
4	1	<b>2:30.703</b>	<b>54.935</b>	49.156	<b>46.612</b>	130.2	15:44.778								
3	1	2:31.311	55.150	<b>48.868</b>	47.293	129.7	13:14.075								
2	1	5:14.296	3:36.936	49.799	47.561	62.4	10:42.764								
1	1	5:28.468 <b>B</b>	3:32.990	52.458	1:03.020	59.7	5:28.468								
<b>82</b> 1.Ahmed ALABBASI Integra DC2 QTCC 2K															
1	1	9:00.027 <b>B</b>	6:45.813	<b>59.522</b>	1:14.692	36.3	9:00.027								
<b>91</b> 1.Muath AL MUFTAH Subaru BRZ QTCC 2K															
3	1	<b>2:37.977</b>	<b>56.220</b>	<b>51.035</b>	50.722	124.2	14:43.776								
2	1	2:38.071	56.771	51.638	<b>49.662</b>	124.1	12:05.799								
4	1	3:00.078 <b>B</b>	1:03.291	52.758	1:04.029	109.0	17:43.854								
1	1	9:27.728	7:45.988	51.415	50.325	34.6	9:27.728								



**2025 QTCC 2K Round 1**  
**LIC**  
Race 1 (10 Laps, 54.5 km.)

**Final Starting Grid**

2:27.691 <b>Ahmed ALASIRI</b>	42	- 11 -	39	3:17.950 <b>Abdulla AL ABBASI</b>
2:46.626 <b>Nasser SHEGHAIL</b>	10	- 10 -	8	2:48.689 <b>Yousef AL JABRI</b>
2:42.818 <b>Mohammed AL BUAINAIN</b>	100	- 9 -	99	2:43.316 <b>Mohammed EMADADHI</b>
2:38.529 <b>Muath AL MUFTAH</b>	91	- 8 -	86	2:39.413 <b>Khalifah AL MOHANNADI</b>
2:35.137 <b>Mohd AL MAHMOUD</b>	85	- 7 -	7	2:36.037 <b>Hussen AHMED</b>
2:30.725 <b>Ahmed ALABBASI</b>	82	- 6 -	11	2:32.770 <b>Abdulaziz AL JABRI</b>
2:29.019 <b>Abdulaziz AL SAYED</b>	92	- 5 -	74	2:30.054 <b>Mansour AL HAJRI</b>
2:28.921 <b>Omran KARAMA</b>	77	- 4 -	23	2:28.956 <b>Ibrahim AL MANNAI</b>
2:27.912 <b>Ahmed AL EMADI</b>	90	- 3 -	89	2:28.701 <b>Ali EMADADHI</b>
2:24.258 <b>Abdulla ALI AL KHELAIFI</b>	96	- 2 -	5	2:25.616 <b>Ibrahim ABDULGHANI</b>
		- 1 -	1	2:23.521 <b>Ghanim AL MADHEED</b>

**Pole**

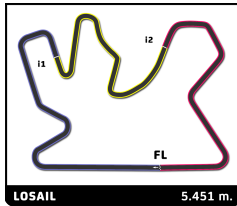
The results are provisional until the end of the limit for protests and appeals.  
The limit time for protest expires 30' after publication of results. -Time.....  
Published at: .....

**Race Director**  
Franck Vayssie



**Timekeeper:**  
Isaac Mulungi





## 2025 QTCC 2K Round 1

### LIC

### Race 1 (10 Laps, 54.5 km.)

### Classification

No	Driver	Nat	Team	Car	Cl.	Laps	Total Time	Gap	Kph	Best Lap		
										Lap	Time	Kph
1	1 Ghanim AL MADHEED	QAT		Lotus Elise	QTCC 2k	10	<b>27:37.912</b>	-	118.4	6	<b>2:23.794</b>	136.5
2	96 Abdulla ALI AL KHELAIIFI	QAT		Honda S2000	QTCC 2k	10	<b>27:50.970</b>	+13.058	117.4	5	<b>2:26.318</b>	134.1
3	77 Omran KARAMA	PAL		Toyota GT86	QTCC 2k	10	<b>28:15.551</b>	+37.639	115.7	5	<b>2:28.970</b>	131.7
4	90 Ahmed AL EMADI	QAT		Honda s2000	QTCC 2k	10	<b>28:15.554</b>	+37.642	115.7	4	<b>2:28.891</b>	131.8
5	92 Abdulaziz AL SAYED	QAT		Honda FD2	QTCC 2k	10	<b>28:18.831</b>	+40.919	115.5	7	<b>2:28.453</b>	132.2
6	74 Mansour AL HAJRI	QAT		Toyota GT86	QTCC 2k	10	<b>28:23.621</b>	+45.709	115.2	7	<b>2:28.903</b>	131.8
7	82 Ahmed ALABBASI	QAT		Integra DC2	QTCC 2k	10	<b>28:27.361</b>	+49.449	114.9	7	<b>2:29.449</b>	131.3
8	23 Ibrahim AL MANNAI	QAT		Toyota GT86	QTCC 2k	10	<b>28:29.593</b>	+51.681	114.8	7	<b>2:29.316</b>	131.4
9	11 Abdulaziz AL JABRI	QAT		Honda Civic	QTCC 2k	10	<b>28:38.719</b>	+1:00.807	114.2	5	<b>2:32.474</b>	128.7
10	85 Mohd AL MAHMOUD	QAT		Toyota GT86	QTCC 2k	10	<b>28:47.798</b>	+1:09.886	113.6	5	<b>2:32.370</b>	128.8
11	5 Ibrahim ABDULGHANI	QAT		Honda S2000	QTCC 2k	10	<b>28:54.982</b>	+1:17.070	113.1	8	<b>2:32.249</b>	128.9
12	7 Hussen AHMED	QAT		Subaru BRZ	QTCC 2k	10	<b>28:57.822</b>	+1:19.910	112.9	8	<b>2:34.874</b>	126.7
13	91 Muath AL MUFTAH	QAT		Subaru BRZ	QTCC 2k	10	<b>29:29.961</b>	+1:52.049	110.9	7	<b>2:35.572</b>	126.1
14	8 Yousef AL JABRI	QAT		Renault Clio	QTCC 2k	9	<b>27:53.553</b>	1 Lap	105.5	5	<b>2:46.365</b>	118.0
15	99 Mohammed EMADADHI	QAT		Renault Clio RS	QTCC 2k	9	<b>27:53.679</b>	1 Lap	105.5	8	<b>2:45.984</b>	118.2
16	10 Nasser SHEGHAIL	QAT		Honda Civic	QTCC 2k	9	<b>28:10.944</b>	1 Lap	104.4	7	<b>2:49.294</b>	115.9
17	39 Abdulla AL ABBASI	QAT		Honda Civic	QTCC 2k	9	<b>29:06.273</b>	1 Lap	101.1	6	<b>2:58.239</b>	110.1
18	86 Khalifah AL MOHANNADI	QAT		Toyota GT86	QTCC 2k	7	<b>28:02.916</b>	3 Laps	81.6	6	<b>2:41.956</b>	121.2
<b>Retired</b>												
89	Ali EMADADHI	QAT		Acura RSX Type S	QTCC 2k	7	<b>21:30.368</b>			4	<b>2:26.810</b>	133.7
100	Mohammed AL BUAINAIN	QAT		Honda Civic	QTCC 2k	7	<b>22:15.002</b>			6	<b>2:47.393</b>	117.2
<b>Not Started</b>												
42	Ahmed ALASIRI	QAT		Honda Civic	QTCC 2k							

<b>Pole Position:</b>	Ghanim AL MADHEED	<b>2:23.521</b>	136.7 Kph
<b>Fastest Lap:</b>	Lap6 Ghanim AL MADHEED	<b>2:23.794</b>	136.5 Kph

Car #82 & #74, 5 seconds penalty for exceeding track limits.  
Car #89 & #100 Retired from the race 1.  
Car #42 Did Not Start the Race 1.

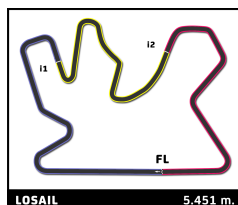
The results are provisional until the end of the limit for protests and appeals.

The limit time for protest expires 30' after publication of results.-Time.....

Published at: .....

Track Status: **DRY**

<b>Race Director</b> Franck Vayssie		<b>Timekeeper:</b> Isaac Mulungi	
--	--	-------------------------------------	--



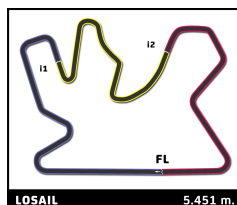
## 2025 QTCC 2K Round 1

LIC

Race 1

Lap Chart

No	Pos	Grid	Lap												
			1	2	3	4	5	6	7	8	9	10			
1	1	1	1	1	1	1	1	1	1	1	1	1	1	1	1
96	2	96	96	96	96	96	96	96	96	96	96	96	96	96	96
5	3	5	89	89	89	89	89	89	90	90	90	90	90	90	77
90	4	90	90	90	90	90	90	90	77	77	77	77	77	77	90
89	5	89	77	77	77	77	77	77	92	92	92	92	92	92	74
77	6	77	82	82	82	82	92	92	82	74	74	74	74	74	92
23	7	23	74	74	74	92	82	82	23	82	82	82	82	82	82
92	8	92	23	23	23	74	74	23	74	23	23	23	23	23	23
74	9	74	5	5	5	23	23	74	11	11	11	11	11	11	11
82	10	82	92	92	92	11	11	11	85	85	85	85	85	85	85
11	11	11	11	11	11	85	85	85	7	7	5	5	7	5	5
85	12	85	85	85	85	7	7	7	5	5	7	7	7	7	7
7	13	7	7	7	7	91	91	5	91	91	91	91	91	91	91
91	14	91	91	91	91	5	5	91	89	8	8	8	8	8	8
86	15	86	100	100	100	8	8	8	8	99	99	99	99	99	99
100	16	100	10	8	8	100	100	100	100	10	10	10	10	10	10
99	17	99	8	10	10	99	99	99	99	39	39	39	39	39	39
10	18	10	99	99	99	10	10	10	10	10	10	10	10	10	10
8	19	8	39	39	39	39	39	39	39	39	39	39	39	39	39
42	20	42	86	86	86	86	86	86	86	86	86	86	86	86	86
39	21	39													



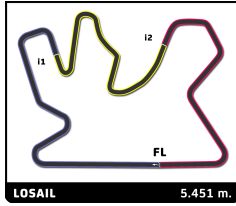
## 2025 QTCC 2K Round 1

LIC

Race 1

Best Sector Times

Sector 1		Sector 2		Sector 3				Ideal Lap	Best Lap
Pos	No Driver	Time	No Driver	Time	No Driver	Time	Pos No Driver		
1	1 G.AL MADHEED	52.109	1 G.AL MADHEED	47.022	1 G.AL MADHEED	44.476	1 1 G.AL MADHEED	2:23.607	2:23.794 (1)
2	89 A.EMADADHI	52.590	96 A.ALI AL KHELAIFI	47.876	96 A.ALI AL KHELAIFI	45.274	2 96 A.ALI AL KHELAIFI	2:25.822	2:26.318 (2)
3	96 A.ALI AL KHELAIFI	52.672	89 A.EMADADHI	48.039	90 A.AL EMADI	45.855	3 89 A.EMADADHI	2:26.563	2:26.810 (3)
4	92 A.AL SAYED	53.393	92 A.AL SAYED	48.307	89 A.EMADADHI	45.934	4 92 A.AL SAYED	2:28.081	2:28.453 (4)
5	82 A.ALABBASI	53.607	82 A.ALABBASI	48.465	74 M.AL HAJRI	46.259	5 90 A.AL EMADI	2:28.803	2:28.891 (5)
6	77 O.KARAMA	53.630	77 O.KARAMA	48.516	92 A.AL SAYED	46.381	6 74 M.AL HAJRI	2:28.903	2:28.903 (6)
7	23 I.AL MANNAI	53.780	74 M.AL HAJRI	48.583	23 I.AL MANNAI	46.513	7 23 I.AL MANNAI	2:28.918	2:29.316 (8)
8	90 A.AL EMADI	54.016	23 I.AL MANNAI	48.625	77 O.KARAMA	46.811	8 77 O.KARAMA	2:28.957	2:28.970 (7)
9	74 M.AL HAJRI	54.061	90 A.AL EMADI	48.932	82 A.ALABBASI	46.972	9 82 A.ALABBASI	2:29.044	2:29.449 (9)
10	5 I.ABDULGHANI	54.789	5 I.ABDULGHANI	49.378	85 M.AL MAHMOUD	47.087	10 5 I.ABDULGHANI	2:31.280	2:32.249 (10)
11	11 A.AL JABRI	54.809	11 A.AL JABRI	49.402	5 I.ABDULGHANI	47.113	11 11 A.AL JABRI	2:31.429	2:32.474 (12)
12	85 M.AL MAHMOUD	54.904	85 M.AL MAHMOUD	49.656	11 A.AL JABRI	47.218	12 85 M.AL MAHMOUD	2:31.647	2:32.370 (11)
13	7 H.AHMED	55.950	7 H.AHMED	50.600	7 H.AHMED	47.718	13 7 H.AHMED	2:34.268	2:34.874 (13)
14	91 M.AL MUFTAH	56.219	91 M.AL MUFTAH	50.817	91 M.AL MUFTAH	48.205	14 91 M.AL MUFTAH	2:35.241	2:35.572 (14)
15	86 K.AL MOHANNADI	58.176	86 K.AL MOHANNADI	51.951	86 K.AL MOHANNADI	51.322	15 86 K.AL MOHANNADI	2:41.449	2:41.956 (15)
16	99 M.EMADADHI	58.766	100 M.AL BUAINAIN	53.126	99 M.EMADADHI	51.849	16 99 M.EMADADHI	2:43.745	2:45.984 (16)
17	8 Y.AL JABRI	59.705	99 M.EMADADHI	53.130	10 N.SHEGHAIL	52.452	17 100 M.AL BUAINAIN	2:45.951	2:47.393 (18)
18	100 M.AL BUAINAIN	59.975	8 Y.AL JABRI	53.580	8 Y.AL JABRI	52.674	18 8 Y.AL JABRI	2:45.959	2:46.365 (17)
19	10 N.SHEGHAIL	1:00.070	10 N.SHEGHAIL	54.617	100 M.AL BUAINAIN	52.850	19 10 N.SHEGHAIL	2:47.139	2:49.294 (19)
20	39 A.AL ABBASI	1:03.574	39 A.AL ABBASI	56.960	39 A.AL ABBASI	55.838	20 39 A.AL ABBASI	2:56.372	2:58.239 (20)

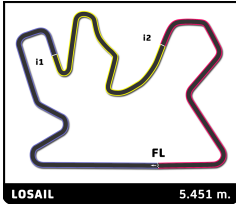


## 2025 QTCC 2K Round 1

LIC  
After Race 1

Event maximum speed

No	Driver	Team	Car	Class	Top Speed	Lap	Session
92	Abdulaziz AL SAYED		Honda FD2	QTCC 2K	<b>204.2</b>	4	Race 1
1	Ghanim AL MADHEED		Lotus Elise	QTCC 2K	<b>201.5</b>	2	Qualifying Practice
11	Abdulaziz AL JABRI		Honda Civic	QTCC 2K	<b>201.5</b>	4	Race 1
82	Ahmed ALABBASI		Integra DC2	QTCC 2K	<b>201.5</b>	3	Qualifying Practice
89	Ali EMADADHI		Acura RSX Type S	QTCC 2K	<b>201.1</b>	4	Race 1
96	Abdulla ALI AL KHELAIPI		Honda S2000	QTCC 2K	<b>201.1</b>	4	Race 1
77	Omran KARAMA		Toyota GT86	QTCC 2K	<b>200.4</b>	10	Race 1
5	Ibrahim ABDULGHANI		Honda S2000	QTCC 2K	<b>200.0</b>	4	Race 1
23	Ibrahim AL MANNAN		Toyota GT86	QTCC 2K	<b>194.2</b>	4	Race 1
42	Ahmed ALASIRI		Honda Civic	QTCC 2K	<b>193.2</b>	2	Warm Up
90	Ahmed AL EMADI		Honda s2000	QTCC 2K	<b>192.9</b>	2	Race 1
91	Muath AL MUFTAH		Subaru BRZ	QTCC 2K	<b>191.5</b>	5	Race 1
74	Mansour AL HAJRI		Toyota GT86	QTCC 2K	<b>189.8</b>	2	Race 1
86	Khalifah AL MOHANNADI		Toyota GT86	QTCC 2K	<b>188.5</b>	6	Qualifying Practice
85	Mohd AL MAHMOUD		Toyota GT86	QTCC 2K	<b>187.5</b>	4	Race 1
7	Hussen AHMED		Subaru BRZ	QTCC 2K	<b>183.4</b>	4	Race 1
100	Mohammed AL BUAINAIN		Honda Civic	QTCC 2K	<b>182.1</b>	5	Qualifying Practice
10	Nasser SHEGHAIL		Honda Civic	QTCC 2K	<b>181.2</b>	5	Race 1
8	Yousef AL JABRI		Renault Clio	QTCC 2K	<b>181.2</b>	4	Qualifying Practice
99	Mohammed EMADADHI		Renault Clio RS	QTCC 2K	<b>177.6</b>	7	Race 1
39	Abdulla AL ABBASI		Honda Civic	QTCC 2K	<b>142.7</b>	6	Race 1
84	Mohamed AL NAEMI		Volkswagen	QTCC 2K	<b>140.1</b>	5	Qualifying Practice



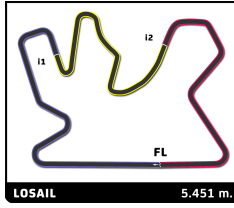
## 2025 QTCC 2K Round 1

LIC

Race 1

Leader Sequence by Class

No Driver	Team	Car	Start Lap	End Lap	Laps	Total Laps
<b>QTCC 2K</b>						
1	Ghanim AL MADHEED	Lotus Elise	1	10	10	10



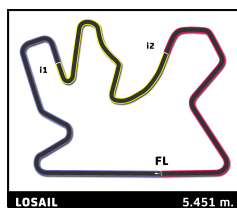
## 2025 QTCC 2K Round 1

LIC

Race 1

### Fastest Lap Sequence

Elapsed	No	Driver	Team	Car	Class	Time	Kph	Lap
6:44.261	1	Ghanim AL MADHEED		Lotus Elise	QTCC 2K	<b>4:18.323</b>	76.0	2
6:45.354	96	Abdulla ALI AL KHELAIFI		Honda S2000	QTCC 2K	<b>4:16.694</b>	76.4	2
6:46.011	89	Ali EMADADHI		Acura RSX Type S	QTCC 2K	<b>4:16.477</b>	76.5	2
6:46.629	90	Ahmed AL EMADI		Honda s2000	QTCC 2K	<b>4:14.833</b>	77.0	2
6:47.494	77	Omran KARAMA		Toyota GT86	QTCC 2K	<b>4:14.614</b>	77.1	2
6:48.080	82	Ahmed ALABBASI		Integra DC2	QTCC 2K	<b>4:14.182</b>	77.2	2
6:48.765	74	Mansour AL HAJRI		Toyota GT86	QTCC 2K	<b>4:14.047</b>	77.2	2
6:50.379	5	Ibrahim ABDULGHANI		Honda S2000	QTCC 2K	<b>4:13.322</b>	77.5	2
6:50.892	92	Abdulaziz AL SAYED		Honda FD2	QTCC 2K	<b>4:11.757</b>	77.9	2
6:51.925	85	Mohd AL MAHMOUD		Toyota GT86	QTCC 2K	<b>4:10.589</b>	78.3	2
6:52.667	7	Hussen AHMED		Subaru BRZ	QTCC 2K	<b>4:09.263</b>	78.7	2
6:54.478	100	Mohammed AL BUAINAIN		Honda Civic	QTCC 2K	<b>4:02.934</b>	80.8	2
6:55.173	8	Yousef AL JABRI		Renault Clio	QTCC 2K	<b>3:59.651</b>	81.9	2
7:01.299	39	Abdulla AL ABBASI		Honda Civic	QTCC 2K	<b>3:52.995</b>	84.2	2
13:04.835	1	Ghanim AL MADHEED		Lotus Elise	QTCC 2K	<b>2:24.653</b>	135.7	4
15:29.095	1	Ghanim AL MADHEED		Lotus Elise	QTCC 2K	<b>2:24.260</b>	136.0	5
17:52.889	1	Ghanim AL MADHEED		Lotus Elise	QTCC 2K	<b>2:23.794</b>	136.5	6



## 2025 QTCC 2K Round 1

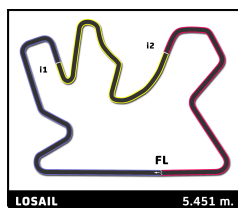
LIC

Race 1

Analysis by lap

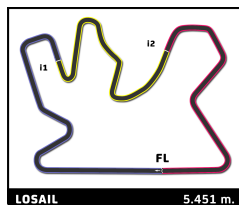
Lapped ■

No	Lap Time	Gap	No	Lap Time	Gap	No	Lap Time	Gap	No	Lap Time	Gap	No	Lap Time	Gap			
<b>Lap 1</b>																	
1	2:25.938	0.000	23	3:56.186	5.596	8	2:46.365	1:03.405	1	2:24.496		7	2:36.238	1:19.910			
96	2:28.660	2.722	5	3:55.628	5.825	100	2:48.673	1:05.766	96	2:27.563	12.188	<span style="background-color: #000080; color: white;">39</span>	3:01.486	1 Lap			
89	2:29.534	3.596	92	3:55.489	6.199	99	2:48.956	1:06.576	<span style="background-color: #000080; color: white;">39</span>	3:00.683	1 Lap	91	2:48.568	1:52.049			
90	2:31.796	5.858	11	3:56.330	7.606	10	2:51.178	1:13.908	90	2:30.821	30.829						
77	2:32.880	6.942	85	3:56.554	8.297	<span style="background-color: #000080; color: white;">86</span>	2:49.313	2 Laps	77	2:30.640	31.719						
82	2:33.898	7.960	7	3:56.736	9.221	39	2:59.253	1:37.959	92	2:29.593	32.657						
74	2:34.718	8.780	91	3:56.237	9.485	<b>Lap 6</b>			74	2:29.811	36.963						
23	2:34.906	8.968	100	4:00.499	14.795	1	2:23.794		82	2:31.793	38.096						
5	2:37.057	11.119	8	4:02.794	17.785	96	2:26.843	7.146	23	2:31.269	38.203						
92	2:39.135	13.197	10	4:03.267	18.998	89	2:27.846	9.981	11	2:32.801	49.641						
11	2:39.499	13.561	99	4:02.893	19.501	90	2:30.507	18.770	85	2:38.013	55.543						
85	2:41.336	15.398	39	4:05.291	26.408	77	2:29.570	20.549	7	2:34.874	1:03.828						
7	2:43.404	17.466	<span style="background-color: #000080; color: white;">86</span>	11:24.178	2 Laps	92	2:29.426	24.278	5	2:32.249	1:05.855						
91	2:43.523	17.585	<b>Lap 4</b>			82	2:31.134	26.521	91	2:38.511	1:14.678						
100	2:51.544	25.606	1	2:24.653		23	2:30.949	27.285	8	2:51.255	2:18.038						
10	2:55.289	29.351	96	2:26.377	2.039	74	2:31.718	27.916	99	2:45.984	2:18.489						
8	2:55.522	29.584	89	2:26.810	3.257	11	2:32.624	32.532	<b>Lap 9</b>								
99	2:56.255	30.317	90	2:28.891	6.605	85	2:32.829	34.004	1	2:26.219							
39	3:08.304	42.366	77	2:32.227	10.063	7	2:34.876	42.945	<span style="background-color: #000080; color: white;">10</span>	2:50.758	1 Lap						
<b>Lap 2</b>															<span style="background-color: #000080; color: white;">86</span>	2:41.956	3 Laps
1	4:18.323		82	2:31.672	11.584	91	2:41.262	50.262	96	2:28.187	14.156						
96	4:16.694	1.093	92	2:31.218	12.764	8	2:47.071	1:26.682	90	2:31.102	35.712						
89	4:16.477	1.750	74	2:33.431	13.931	100	2:47.393	1:29.365	77	2:30.560	36.060						
90	4:14.833	2.368	23	2:33.258	14.201	99	2:49.165	1:31.947	92	2:30.114	36.552						
77	4:14.614	3.233	11	2:32.535	15.488	10	2:53.096	1:43.210	74	2:29.666	40.410						
82	4:14.182	3.819	85	2:33.215	16.859	<span style="background-color: #000080; color: white;">86</span>	2:48.167	2 Laps	82	2:31.519	43.396						
74	4:14.047	4.504	7	2:35.635	20.203	39	2:58.239	2:12.404	23	2:33.584	45.568						
23	4:14.686	5.331	91	2:35.850	20.682	<b>Lap 7</b>			<span style="background-color: #000080; color: white;">39</span>	2:58.811	1 Lap						
5	4:13.322	6.118	5	2:47.484	28.656	1	2:25.171		11	2:33.622	57.044						
92	4:11.757	6.631	8	2:48.168	41.300	96	2:27.146	9.121	85	2:35.329	1:04.653						
11	4:11.959	7.197	100	2:51.211	41.353	90	2:30.905	24.504	5	2:32.135	1:11.771						
85	4:10.589	7.664	99	2:47.032	41.880	77	2:30.197	25.575	7	2:35.200	1:12.809						
7	4:09.263	8.406	10	2:52.645	46.990	92	2:28.453	27.560	91	2:44.159	1:32.618						
91	4:09.907	9.169	39	3:01.211	1:02.966	82	2:29.449	30.799	<b>Lap 10</b>								
100	4:02.934	10.217	<span style="background-color: #000080; color: white;">86</span>	2:52.509	2 Laps	23	2:29.316	31.430	1	2:29.137							
8	3:59.651	10.912	<b>Lap 5</b>			74	2:28.903	31.648	96	2:28.039	13.058						
10	4:00.624	11.652	1	2:24.260		11	2:33.975	41.336	<span style="background-color: #000080; color: white;">8</span>	2:52.959	1 Lap						
99	4:00.535	12.529	96	2:26.318	4.097	85	2:33.193	42.026	<span style="background-color: #000080; color: white;">99</span>	2:52.634	1 Lap						
39	3:52.995	17.038	89	2:26.932	5.929	7	2:35.676	53.450	<span style="background-color: #000080; color: white;">86</span>	2:42.447	3 Laps						
<b>Lap 3</b>															<span style="background-color: #000080; color: white;">10</span>	2:54.793	1 Lap
1	3:55.921		90	2:29.712	12.057	5	2:33.559	58.102	77	2:30.716	37.639						
96	3:55.143	0.315	77	2:28.970	14.773	91	2:35.572	1:00.663	90	2:31.067	37.642						
89	3:55.271	1.100	92	2:30.142	18.646	89	3:27.498	1:12.308	74	2:29.436	40.709						
90	3:55.920	2.367	82	2:31.857	19.181	8	2:49.768	1:51.279	92	2:33.504	40.919						
77	3:55.177	2.489	74	2:30.321	19.992	100	2:52.748	1:56.942	82	2:30.190	44.449						
82	3:56.667	4.565	23	2:30.189	20.130	99	2:50.225	1:57.001	23	2:35.250	51.681						
74	3:56.570	5.153	11	2:32.474	23.702	10	2:49.294	2:07.333	11	2:32.900	1:00.807						
<b>Lap 8</b>															85	2:34.370	1:09.886
			7	2:35.920	31.863	<span style="background-color: #000080; color: white;">86</span>	2:44.346	2 Laps	5	2:34.436	1:17.070						
			91	2:36.372	32.794	<b>Lap 8</b>											
			5	2:35.311	39.707	1	2:25.171										



## Pit Stop Analysis

No	In Time	In Driver	Out Time	Out Driver	Pit Time	T.Pit Time	No	In Time	In Driver	Out Time	Out Driver	Pit Time	T.Pit Time



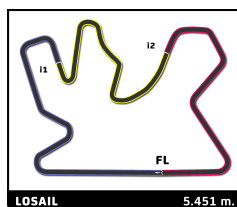
## 2025 QTCC 2K Round 1

### LIC Race 1

### Sector Analysis

— Invalidated Lap    ■ Personal Best    ■ Session Best    B Crossing the pit lane

Lap	D	Time	Sector 1	Sector 2	Sector 3	Kph	Elapsed	Lap	D	Time	Sector 1	Sector 2	Sector 3	Kph	Elapsed	
<b>1</b>	1. Ghanim AL MADHEED Lotus Elise QTCC 2K							9	1	2:52.959	1:00.852	56.163	55.944	113.5	27:53.553	
	1	1	2:55.522	1:07.584	53.914	54.024	111.8	2:55.522								
	2	1	3:59.651	1:07.056	1:20.115	1:32.480	81.9	6:55.173								
	3	1	4:02.794	1:48.043	1:19.210	55.541	80.8	10:57.967								
	6	1	<b>2:23.794</b>	52.296	<b>47.022</b>	<b>44.476</b>	136.5	17:52.889								
	5	1	2:24.260	52.317	47.271	44.672	136.0	15:29.095								
	8	1	2:24.496	<b>52.109</b>	47.571	44.816	135.8	22:42.556								
	4	1	2:24.653	52.498	47.258	44.897	135.7	13:04.835								
	7	1	2:25.171	52.508	47.329	45.334	135.2	20:18.060								
	1	1	2:25.938	53.503	47.272	45.163	134.5	2:25.938								
	9	1	2:26.219	52.502	47.481	46.236	134.2	25:08.775								
10	1	2:29.137	53.418	48.446	47.273	131.6	27:37.912									
3	1	3:55.921	1:45.459	1:19.827	50.635	83.2	10:40.182									
2	1	4:18.323	1:23.966	1:22.112	1:32.245	76.0	6:44.261									
<b>10</b>	1. Nasser SHEGHAIL Honda Civic QTCC 2K							7	1	<b>2:49.294</b>	1:01.466	54.744	53.084	115.9	22:25.393	
	8	1	2:50.758	1:00.826	55.730	54.202	114.9	25:16.151								
	5	1	2:51.178	<b>1:00.070</b>	56.747	54.361	114.6	16:43.003								
	4	1	2:52.645	1:03.812	56.043	52.790	113.7	13:51.825								
	6	1	2:53.096	1:05.304	55.161	52.631	113.4	19:36.099								
	9	1	2:54.793	1:02.355	56.350	56.088	112.3	28:10.944								
	1	1	2:55.289	1:08.220	<b>54.617</b>	<b>52.452</b>	111.9	2:55.289								
	2	1	4:00.624	1:08.296	1:19.752	1:32.576	81.6	6:55.913								
	3	1	4:03.267	1:47.972	1:19.310	55.985	80.7	10:59.180								
	<b>5</b>	1. Ibrahim ABDULGHANI Honda S2000 QTCC 2K							9	1	2:32.135	<b>54.789</b>	<b>49.378</b>	47.968	129.0	26:20.546
		8	1	<b>2:32.249</b>	54.940	49.690	47.619	128.9	23:48.411							
7		1	2:33.559	55.525	50.005	48.029	127.8	21:16.162								
6		1	2:33.801	55.524	49.671	48.606	127.6	18:42.603								
10		1	2:34.436	55.852	49.862	48.722	127.1	28:54.982								
5		1	2:35.311	56.194	50.319	48.798	126.4	16:08.802								
1		1	2:37.057	1:00.117	49.827	<b>47.113</b>	124.9	2:37.057								
4		1	2:47.484	1:08.244	50.619	48.621	117.2	13:33.491								
3		1	3:55.628	1:45.620	1:19.752	50.256	83.3	10:46.007								
2		1	4:13.322	1:19.896	1:20.956	1:32.470	77.5	6:50.379								
<b>7</b>		1. Hussien AHMED Subaru BRZ QTCC 2K							8	1	<b>2:34.874</b>	56.199	50.863	47.812	126.7	23:46.384
	6	1	2:34.876	56.218	<b>50.600</b>	48.058	126.7	18:35.834								
	9	1	2:35.200	<b>55.950</b>	50.631	48.619	126.4	26:21.584								
	4	1	2:35.635	56.296	51.159	48.180	126.1	13:25.038								
	7	1	2:35.676	56.734	50.882	48.060	126.1	21:11.510								
	5	1	2:35.920	57.117	51.085	<b>47.718</b>	125.9	16:00.958								
	10	1	2:36.238	56.070	50.682	49.486	125.6	28:57.822								
	1	1	2:43.404	1:02.069	50.959	50.376	120.1	2:43.404								
	3	1	3:56.736	1:47.166	1:19.060	50.510	82.9	10:49.403								
	2	1	4:09.263	1:16.316	1:20.906	1:32.041	78.7	6:52.667								
	<b>23</b>	1. Ibrahim AL MANNAI Toyota GT86 QTCC 2K							7	1	<b>2:29.316</b>	<b>53.780</b>	<b>48.625</b>	46.911	131.4	20:49.490
5		1	2:30.189	54.357	49.319	<b>46.513</b>	130.7	15:49.225								
6		1	2:30.949	54.578	48.792	47.579	130.0	18:20.174								
8		1	2:31.269	54.670	49.092	47.507	129.7	23:20.759								
4		1	2:33.258	57.210	49.529	46.519	128.0	13:19.036								
9		1	2:33.584	55.942	50.642	47.000	127.8	25:54.343								
1		1	2:34.906	58.243	49.536	47.127	126.7	2:34.906								
10		1	2:35.250	55.920	50.873	48.457	126.4	28:29.593								
3		1	3:56.186	1:45.787	1:20.103	50.296	83.1	10:45.778								
2		1	4:14.686	1:21.163	1:20.967	1:32.556	77.1	6:49.592								
<b>11</b>		1. Abdulaziz AL JABRI Honda Civic QTCC 2K							5	1	<b>2:32.474</b>	<b>54.809</b>	49.440	48.225	128.7	15:52.797
	4	1	2:32.535	55.910	49.407	<b>47.218</b>	128.6	13:20.323								
	6	1	2:32.624	55.158	<b>49.402</b>	48.064	128.6	18:25.421								
	8	1	2:32.801	54.882	49.750	48.169	128.4	23:32.197								
	10	1	2:32.900	55.285	49.810	47.805	128.3	28:38.719								
	9	1	2:33.622	55.218	49.797	48.607	127.7	26:05.819								
	7	1	2:33.975	55.586	49.987	48.402	127.4	20:59.396								
	1	1	2:39.499	1:01.097	50.024	48.378	123.0	2:39.499								
	3	1	3:56.330	1:46.021	1:19.729	50.580	83.0	10:47.788								
	2	1	4:11.959	1:18.766	1:20.625	1:32.568	77.9	6:51.458								
	<b>8</b>	1. Yousef AL JABRI Renault Clio QTCC 2K							5	1	<b>2:46.365</b>	1:00.111	<b>53.580</b>	<b>52.674</b>	118.0	16:32.500
6		1	2:47.071	<b>59.705</b>	53.937	53.429	117.5	19:19.571								
4		1	2:48.168	1:00.710	54.217	53.241	116.7	13:46.135								
7		1	2:49.768	1:01.416	54.024	54.328	115.6	22:09.339								
8		1	2:51.255	1:01.495	55.230	54.530	114.6	25:00.594								
<b>39</b>		1. Abdulla AL ABBASI Honda Civic QTCC 2K							6	1	<b>2:58.239</b>	<b>1:03.574</b>	57.131	57.534	110.1	20:05.293
		8	1	2:58.811	1:04.629	<b>56.960</b>	57.222	109.7	26:04.787							



## 2025 QTCC 2K Round 1

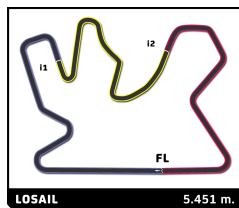
LIC

Race 1

### Sector Analysis

— Invalidated Lap    ■ Personal Best    ■ Session Best    B Crossing the pit lane

Lap	D	Time	Sector 1	Sector 2	Sector 3	Kph	Elapsed	Lap	D	Time	Sector 1	Sector 2	Sector 3	Kph	Elapsed
Toyota GT86 QTCC 2K															
<b>74</b> 1.Mansour AL HAJRI															
5	1	2:59.253	1:04.912	58.249	56.092	109.5	17:07.054	5	1	2:32.370	54.904	49.760	47.706	128.8	15:54.064
7	1	3:00.683	1:06.922	57.923	55.838	108.6	23:05.976	6	1	2:32.829	55.613	50.129	47.087	128.4	18:26.893
4	1	3:01.211	1:06.817	57.977	56.417	108.3	14:07.801	7	1	2:33.193	55.732	50.251	47.210	128.1	21:00.086
9	1	3:01.486	1:04.721	57.487	59.278	108.1	29:06.273	4	1	2:33.215	55.691	49.656	47.868	128.1	13:21.694
1	1	3:08.304	1:13.432	58.166	56.706	104.2	3:08.304	10	1	2:34.370	56.176	50.322	47.872	127.1	28:47.798
2	1	3:52.995	1:06.508	1:09.220	1:37.267	84.2	7:01.299	9	1	2:35.329	56.807	50.027	48.495	126.3	26:13.428
3	1	4:05.291	1:47.301	1:18.018	59.972	80.0	11:06.590	8	1	2:38.013	55.326	50.259	52.428	124.2	23:38.099
7	1	2:28.903	54.061	48.583	46.259	131.8	20:49.708	1	1	2:41.336	1:02.103	51.171	48.062	121.6	2:41.336
10	1	2:29.436	54.490	48.711	46.235	131.3	28:18.621	3	1	3:56.554	1:46.330	1:19.645	50.579	83.0	10:48.479
9	1	2:29.666	54.281	49.079	46.306	131.1	25:49.185	2	1	4:10.589	1:17.410	1:20.854	1:32.325	78.3	6:51.925
8	1	2:29.811	54.141	48.890	46.780	131.0	23:19.519	6	1	2:41.956	58.176	52.423	51.357	121.2	25:20.469
5	1	2:30.321	54.462	49.361	46.498	130.5	15:49.087	7	1	2:42.447	59.044	51.951	51.452	120.8	28:02.916
6	1	2:31.718	54.580	48.588	48.550	129.3	18:20.805	5	1	2:44.346	1:00.124	52.900	51.322	119.4	22:38.513
4	1	2:33.431	57.339	49.689	46.403	127.9	13:18.766	4	1	2:48.167	1:00.747	53.939	53.481	116.7	19:54.167
1	1	2:34.718	58.613	48.946	47.159	126.8	2:34.718	3	1	2:49.313	1:00.700	54.346	54.267	115.9	17:06.000
3	1	3:56.570	1:45.904	1:20.336	50.330	83.0	10:45.335	2	1	2:52.509	1:03.009	55.400	54.100	113.8	14:16.687
2	1	4:14.047	1:20.765	1:20.751	1:32.531	77.2	6:48.765	1	1	11:24.178	9:14.312	1:11.974	57.892	28.7	11:24.178
Toyota GT86 QTCC 2K															
<b>77</b> 1.Omran KARAMA															
5	1	2:28.970	53.630	48.529	46.811	131.7	15:43.868	4	1	2:26.810	52.827	48.049	45.934	133.7	13:08.092
6	1	2:29.570	53.899	48.629	47.042	131.2	18:13.438	5	1	2:26.932	52.590	48.321	46.021	133.6	15:35.024
7	1	2:30.197	53.993	48.909	47.295	130.7	20:43.635	6	1	2:27.846	53.309	48.211	46.326	132.7	18:02.870
9	1	2:30.560	53.827	49.588	47.145	130.3	25:44.835	1	1	2:29.534	55.529	48.039	45.966	131.2	2:29.534
8	1	2:30.640	54.039	48.944	47.657	130.3	23:14.275	7	1	3:27.498 B	53.504	50.191	1:43.803	94.6	21:30.368
10	1	2:30.716	54.471	48.889	47.356	130.2	28:15.551	3	1	3:55.271	1:45.233	1:19.820	50.218	83.4	10:41.282
4	1	2:32.227	55.100	49.700	47.427	128.9	13:14.898	2	1	4:16.477	1:22.305	1:21.556	1:32.616	76.5	6:46.011
1	1	2:32.880	57.155	48.516	47.209	128.4	2:32.880	4	1	2:28.891	54.104	48.932	45.855	131.8	13:11.440
3	1	3:55.177	1:45.378	1:19.819	49.980	83.4	10:42.671	5	1	2:29.712	54.016	49.641	46.055	131.1	15:41.152
2	1	4:14.614	1:20.306	1:21.762	1:32.546	77.1	6:47.494	6	1	2:30.507	54.265	49.574	46.668	130.4	18:11.659
Integra DC2 QTCC 2K															
<b>82</b> 1.Ahmed ALABBASI															
7	1	2:29.449	53.878	48.599	46.972	131.3	20:48.859	8	1	2:30.821	54.239	49.661	46.921	130.1	23:13.385
10	1	2:30.190	54.170	49.063	46.957	130.7	28:22.361	7	1	2:30.905	54.627	49.404	46.874	130.0	20:42.564
6	1	2:31.134	54.155	48.630	48.349	129.8	18:19.410	10	1	2:31.067	54.345	49.085	47.637	129.9	28:15.554
9	1	2:31.519	54.533	49.652	47.334	129.5	25:52.171	9	1	2:31.102	54.165	49.858	47.079	129.9	25:44.487
4	1	2:31.672	55.051	49.557	47.064	129.4	13:16.419	1	1	2:31.796	56.012	49.445	46.339	129.3	2:31.796
8	1	2:31.793	54.289	49.634	47.870	129.3	23:20.652	3	1	3:55.920	1:45.304	1:19.533	51.083	83.2	10:42.549
5	1	2:31.857	53.607	49.193	49.057	129.2	15:48.276	2	1	4:14.833	1:20.536	1:21.628	1:32.669	77.0	6:46.629
1	1	2:33.898	57.549	48.465	47.884	127.5	2:33.898								
3	1	3:56.667	1:45.867	1:20.042	50.758	82.9	10:44.747								
2	1	4:14.182	1:20.096	1:21.596	1:32.490	77.2	6:48.080								
Toyota GT86 QTCC 2K															
<b>85</b> 1.Mohd AL MAHMOUD															
5	1	2:32.370	54.904	49.760	47.706	128.8	15:54.064								
6	1	2:32.829	55.613	50.129	47.087	128.4	18:26.893								
7	1	2:33.193	55.732	50.251	47.210	128.1	21:00.086								
4	1	2:33.215	55.691	49.656	47.868	128.1	13:21.694								
10	1	2:34.370	56.176	50.322	47.872	127.1	28:47.798								
9	1	2:35.329	56.807	50.027	48.495	126.3	26:13.428								
8	1	2:38.013	55.326	50.259	52.428	124.2	23:38.099								
1	1	2:41.336	1:02.103	51.171	48.062	121.6	2:41.336								
3	1	3:56.554	1:46.330	1:19.645	50.579	83.0	10:48.479								
2	1	4:10.589	1:17.410	1:20.854	1:32.325	78.3	6:51.925								
Toyota GT86 QTCC 2K															
<b>86</b> 1.Khalifah AL MOHANNADI															
6	1	2:41.956	58.176	52.423	51.357	121.2	25:20.469								
7	1	2:42.447	59.044	51.951	51.452	120.8	28:02.916								
5	1	2:44.346	1:00.124	52.900	51.322	119.4	22:38.513								
4	1	2:48.167	1:00.747	53.939	53.481	116.7	19:54.167								
3	1	2:49.313	1:00.700	54.346	54.267	115.9	17:06.000								
2	1	2:52.509	1:03.009	55.400	54.100	113.8	14:16.687								
1	1	11:24.178	9:14.312	1:11.974	57.892	28.7	11:24.178								
Acura RSX Type S QTCC 2K															
<b>89</b> 1.Ali EMADADHI															
4	1	2:26.810	52.827	48.049	45.934	133.7	13:08.092								
5	1	2:26.932	52.590	48.321	46.021	133.6	15:35.024								
6	1	2:27.846	53.309	48.211	46.326	132.7	18:02.870								
1	1	2:29.534	55.529	48.039	45.966	131.2	2:29.534								
7	1	3:27.498 B	53.504	50.191	1:43.803	94.6	21:30.368								
3	1	3:55.271	1:45.233	1:19.820	50.218	83.4	10:41.282								
2	1	4:16.477	1:22.305	1:21.556	1:32.616	76.5	6:46.011								
Honda s2000 QTCC 2K															
<b>90</b> 1.Ahmed AL EMADI															
4	1	2:28.891	54.104	48.932	45.855	131.8	13:11.440								
5	1	2:29.712	54.016	49.641	46.055	131.1	15:41.152								
6	1	2:30.507	54.265	49.574	46.668	130.4	18:11.659								
8	1	2:30.821	54.239	49.661	46.921	130.1	23:13.385								
7	1	2:30.905	54.627	49.404	46.874	130.0	20:42.564								
10	1	2:31.067	54.345	49.085	47.637	129.9	28:15.554								
9	1	2:31.102	54.165	49.858	47.079	129.9	25:44.487								
1	1	2:31.796	56.012	49.445	46.339	129.3	2:31.796								
3	1	3:55.920	1:45.304	1:19.533	51.083	83.2	10:42.549								
2	1	4:14.833	1:20.536	1:21.628	1:32.669	77.0	6:46.629								



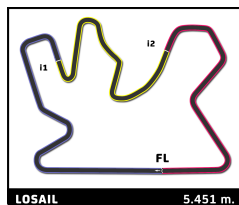
## 2025 QTCC 2K Round 1

### LIC Race 1

### Sector Analysis

— Invalidated Lap    ■ Personal Best    ■ Session Best    B Crossing the pit lane

Lap	D	Time	Sector 1	Sector 2	Sector 3	Kph	Elapsed	Lap	D	Time	Sector 1	Sector 2	Sector 3	Kph	Elapsed
<b>91</b>	1. Muath AL MUFTAH Subaru BRZ QTCC 2K							9	1	2:52.634	1:03.304	54.154	55.176	113.7	27:53.679
	1	1	2:56.255	1:09.045	54.392	52.818	111.3	2:56.255							
	2	1	4:00.535	1:08.028	1:19.667	1:32.840	81.6	6:56.790							
	3	1	4:02.893	1:48.102	1:19.404	55.387	80.8	10:59.683							
	7	1	<b>2:35.572</b>	<b>56.219</b>	<b>50.817</b>	48.536	126.1	21:18.723							
	4	1	2:35.850	56.774	50.831	48.245	125.9	13:25.517							
	5	1	2:36.372	57.163	51.004	<b>48.205</b>	125.5	16:01.889							
	8	1	2:38.511	56.770	51.498	50.243	123.8	23:57.234							
	6	1	2:41.262	58.176	52.349	50.737	121.7	18:43.151							
	1	1	2:43.523	1:02.812	51.017	49.694	120.0	2:43.523							
<b>100</b>	1. Mohammed AL BUAINAIN Honda Civic QTCC 2K							6	1	<b>2:47.393</b>	<b>59.975</b>	53.840	53.578	117.2	19:22.254
	5	1	2:48.673	1:01.297	53.978	53.398	116.3	16:34.861							
	4	1	2:51.211	1:01.494	54.955	54.762	114.6	13:46.188							
	1	1	2:51.544	1:05.568	<b>53.126</b>	<b>52.850</b>	114.4	2:51.544							
	7	1	2:52.748	1:01.056	55.492	56.200	113.6	22:15.002							
	3	1	4:00.499	1:47.890	1:18.719	53.890	81.6	10:54.977							
	2	1	4:02.934	1:10.316	1:20.239	1:32.379	80.8	6:54.478							
	7	1	2:44.159	58.621	52.356	53.182	119.5	26:41.393							
	10	1	2:48.568	58.062	56.662	53.844	116.4	29:29.961							
	3	1	3:56.237	1:47.284	1:18.948	50.005	83.1	10:49.667							
<b>92</b>	1. Abdulaziz AL SAYED Honda FD2 QTCC 2K							7	1	<b>2:28.453</b>	<b>53.393</b>	48.679	<b>46.381</b>	132.2	20:45.620
	6	1	2:29.426	54.330	48.348	46.748	131.3	18:17.167							
	8	1	2:29.593	54.079	49.068	46.446	131.2	23:15.213							
	9	1	2:30.114	53.882	48.893	47.339	130.7	25:45.327							
	5	1	2:30.142	53.414	<b>48.307</b>	48.421	130.7	15:47.741							
	4	1	2:31.218	56.169	48.490	46.559	129.8	13:17.599							
	10	1	2:33.504	54.854	49.537	49.113	127.8	28:18.831							
	1	1	2:39.135	1:01.750	49.805	47.580	123.3	2:39.135							
	3	1	3:55.489	1:45.969	1:19.799	49.721	83.3	10:46.381							
	2	1	4:11.757	1:18.480	1:20.728	1:32.549	77.9	6:50.892							
<b>96</b>	1. Abdulla ALI AL KHELAIFI Honda S2000 QTCC 2K							5	1	<b>2:26.318</b>	<b>52.672</b>	47.992	45.654	134.1	15:33.192
	4	1	2:26.377	53.092	48.011	<b>45.274</b>	134.1	13:06.874							
	6	1	2:26.843	53.043	47.963	45.837	133.6	18:00.035							
	7	1	2:27.146	52.897	48.221	46.028	133.4	20:27.181							
	8	1	2:27.563	53.157	48.545	45.861	133.0	22:54.744							
	10	1	2:28.039	53.496	48.436	46.107	132.6	27:50.970							
	9	1	2:28.187	53.100	49.000	46.087	132.4	25:22.931							
	1	1	2:28.660	54.903	<b>47.876</b>	45.881	132.0	2:28.660							
	3	1	3:55.143	1:45.248	1:19.538	50.357	83.5	10:40.497							
	2	1	4:16.694	1:22.526	1:21.563	1:32.605	76.4	6:45.354							
<b>99</b>	1. Mohammed EMADADHI Renault Clio RS QTCC 2K							8	1	<b>2:45.984</b>	<b>58.766</b>	<b>53.130</b>	54.088	118.2	25:01.045
	4	1	2:47.032	1:00.287	53.304	53.441	117.5	13:46.715							
	5	1	2:48.956	1:00.257	56.850	<b>51.849</b>	116.1	16:35.671							
	6	1	2:49.165	1:00.350	54.197	54.618	116.0	19:24.836							
	7	1	2:50.225	1:00.882	54.646	54.697	115.3	22:15.061							
	1	1	2:49.165	1:00.350	54.197	54.618	116.0	19:24.836							



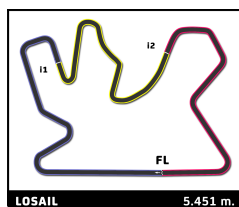
## 2025 QTCC 2K Round 1

### LIC Race 1

### Sector Analysis

— Invalidated Lap    ■ Personal Best    ■ Session Best    B Crossing the pit lane

Lap	D	Time	Sector 1	Sector 2	Sector 3	Kph	Elapsed	Lap	D	Time	Sector 1	Sector 2	Sector 3	Kph	Elapsed	
<b>1</b>	1. Ghanim AL MADHEED Lotus Elise QTCC 2K							9	1	2:52.959	1:00.852	56.163	55.944	113.5	27:53.553	
	1	1	2:55.522	1:07.584	53.914	54.024	111.8	2:55.522								
	2	1	3:59.651	1:07.056	1:20.115	1:32.480	81.9	6:55.173								
	3	1	4:02.794	1:48.043	1:19.210	55.541	80.8	10:57.967								
	6	1	<b>2:23.794</b>	52.296	<b>47.022</b>	<b>44.476</b>	136.5	17:52.889								
	5	1	2:24.260	52.317	47.271	44.672	136.0	15:29.095								
	8	1	2:24.496	<b>52.109</b>	47.571	44.816	135.8	22:42.556								
	4	1	2:24.653	52.498	47.258	44.897	135.7	13:04.835								
	7	1	2:25.171	52.508	47.329	45.334	135.2	20:18.060								
	1	1	2:25.938	53.503	47.272	45.163	134.5	2:25.938								
	9	1	2:26.219	52.502	47.481	46.236	134.2	25:08.775								
10	1	2:29.137	53.418	48.446	47.273	131.6	27:37.912									
3	1	3:55.921	1:45.459	1:19.827	50.635	83.2	10:40.182									
2	1	4:18.323	1:23.966	1:22.112	1:32.245	76.0	6:44.261									
<b>10</b>	1. Nasser SHEGHAIL Honda Civic QTCC 2K							7	1	<b>2:49.294</b>	1:01.466	54.744	53.084	115.9	22:25.393	
	8	1	2:50.758	1:00.826	55.730	54.202	114.9	25:16.151								
	5	1	2:51.178	<b>1:00.070</b>	56.747	54.361	114.6	16:43.003								
	4	1	2:52.645	1:03.812	56.043	52.790	113.7	13:51.825								
	6	1	2:53.096	1:05.304	55.161	52.631	113.4	19:36.099								
	9	1	2:54.793	1:02.355	56.350	56.088	112.3	28:10.944								
	1	1	2:55.289	1:08.220	<b>54.617</b>	<b>52.452</b>	111.9	2:55.289								
	2	1	4:00.624	1:08.296	1:19.752	1:32.576	81.6	6:55.913								
	3	1	4:03.267	1:47.972	1:19.310	55.985	80.7	10:59.180								
	<b>5</b>	1. Ibrahim ABDULGHANI Honda S2000 QTCC 2K							9	1	2:32.135	<b>54.789</b>	<b>49.378</b>	47.968	129.0	26:20.546
		8	1	<b>2:32.249</b>	54.940	49.690	47.619	128.9	23:48.411							
7		1	2:33.559	55.525	50.005	48.029	127.8	21:16.162								
6		1	2:33.801	55.524	49.671	48.606	127.6	18:42.603								
10		1	2:34.436	55.852	49.862	48.722	127.1	28:54.982								
5		1	2:35.311	56.194	50.319	48.798	126.4	16:08.802								
1		1	2:37.057	1:00.117	49.827	<b>47.113</b>	124.9	2:37.057								
4		1	2:47.484	1:08.244	50.619	48.621	117.2	13:33.491								
3		1	3:55.628	1:45.620	1:19.752	50.256	83.3	10:46.007								
2		1	4:13.322	1:19.896	1:20.956	1:32.470	77.5	6:50.379								
<b>7</b>		1. Hussien AHMED Subaru BRZ QTCC 2K							8	1	<b>2:34.874</b>	56.199	50.863	47.812	126.7	23:46.384
	6	1	2:34.876	56.218	<b>50.600</b>	48.058	126.7	18:35.834								
	9	1	2:35.200	<b>55.950</b>	50.631	48.619	126.4	26:21.584								
	4	1	2:35.635	56.296	51.159	48.180	126.1	13:25.038								
	7	1	2:35.676	56.734	50.882	48.060	126.1	21:11.510								
	5	1	2:35.920	57.117	51.085	<b>47.718</b>	125.9	16:00.958								
	10	1	2:36.238	56.070	50.682	49.486	125.6	28:57.822								
	1	1	2:43.404	1:02.069	50.959	50.376	120.1	2:43.404								
	3	1	3:56.736	1:47.166	1:19.060	50.510	82.9	10:49.403								
	2	1	4:09.263	1:16.316	1:20.906	1:32.041	78.7	6:52.667								
	<b>23</b>	1. Ibrahim AL MANNAI Toyota GT86 QTCC 2K							7	1	<b>2:29.316</b>	<b>53.780</b>	<b>48.625</b>	46.911	131.4	20:49.490
5		1	2:30.189	54.357	49.319	<b>46.513</b>	130.7	15:49.225								
6		1	2:30.949	54.578	48.792	47.579	130.0	18:20.174								
8		1	2:31.269	54.670	49.092	47.507	129.7	23:20.759								
4		1	2:33.258	57.210	49.529	46.519	128.0	13:19.036								
9		1	2:33.584	55.942	50.642	47.000	127.8	25:54.343								
1		1	2:34.906	58.243	49.536	47.127	126.7	2:34.906								
10		1	2:35.250	55.920	50.873	48.457	126.4	28:29.593								
3		1	3:56.186	1:45.787	1:20.103	50.296	83.1	10:45.778								
2		1	4:14.686	1:21.163	1:20.967	1:32.556	77.1	6:49.592								
<b>11</b>		1. Abdulaziz AL JABRI Honda Civic QTCC 2K							5	1	<b>2:32.474</b>	<b>54.809</b>	49.440	48.225	128.7	15:52.797
	4	1	2:32.535	55.910	49.407	<b>47.218</b>	128.6	13:20.323								
	6	1	2:32.624	55.158	<b>49.402</b>	48.064	128.6	18:25.421								
	8	1	2:32.801	54.882	49.750	48.169	128.4	23:32.197								
	10	1	2:32.900	55.285	49.810	47.805	128.3	28:38.719								
	9	1	2:33.622	55.218	49.797	48.607	127.7	26:05.819								
	7	1	2:33.975	55.586	49.987	48.402	127.4	20:59.396								
	1	1	2:39.499	1:01.097	50.024	48.378	123.0	2:39.499								
	3	1	3:56.330	1:46.021	1:19.729	50.580	83.0	10:47.788								
	2	1	4:11.959	1:18.766	1:20.625	1:32.568	77.9	6:51.458								
	<b>8</b>	1. Yousef AL JABRI Renault Clio QTCC 2K							5	1	<b>2:46.365</b>	1:00.111	<b>53.580</b>	<b>52.674</b>	118.0	16:32.500
6		1	2:47.071	<b>59.705</b>	53.937	53.429	117.5	19:19.571								
4		1	2:48.168	1:00.710	54.217	53.241	116.7	13:46.135								
7		1	2:49.768	1:01.416	54.024	54.328	115.6	22:09.339								
8		1	2:51.255	1:01.495	55.230	54.530	114.6	25:00.594								
<b>39</b>		1. Abdulla AL ABBASI Honda Civic QTCC 2K							6	1	<b>2:58.239</b>	<b>1:03.574</b>	57.131	57.534	110.1	20:05.293
		8	1	2:58.811	1:04.629	<b>56.960</b>	57.222	109.7	26:04.787							



# 2025 QTCC 2K Round 1

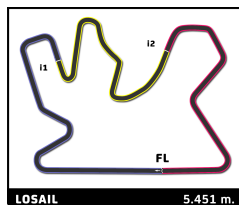
## LIC

### Race 1

## Sector Analysis

— Invalidated Lap   ■ Personal Best   ■ Session Best   B Crossing the pit lane

Lap	D	Time	Sector 1	Sector 2	Sector 3	Kph	Elapsed	Lap	D	Time	Sector 1	Sector 2	Sector 3	Kph	Elapsed
Toyota GT86 QTCC 2K															
<b>74</b> 1.Mansour AL HAJRI															
5	1	2:59.253	1:04.912	58.249	56.092	109.5	17:07.054								
7	1	3:00.683	1:06.922	57.923	<b>55.838</b>	108.6	23:05.976								
4	1	3:01.211	1:06.817	57.977	56.417	108.3	14:07.801								
9	1	3:01.486	1:04.721	57.487	59.278	108.1	29:06.273								
1	1	3:08.304	1:13.432	58.166	56.706	104.2	3:08.304								
2	1	3:52.995	1:06.508	1:09.220	1:37.267	84.2	7:01.299								
3	1	4:05.291	1:47.301	1:18.018	59.972	80.0	11:06.590								
Toyota GT86 QTCC 2K															
<b>85</b> 1.Mohd AL MAHMOUD															
5	1	<b>2:32.370</b>	<b>54.904</b>	49.760	47.706	128.8	15:54.064								
6	1	2:32.829	55.613	50.129	<b>47.087</b>	128.4	18:26.893								
7	1	2:33.193	55.732	50.251	47.210	128.1	21:00.086								
4	1	2:33.215	55.691	<b>49.656</b>	47.868	128.1	13:21.694								
10	1	2:34.370	56.176	50.322	47.872	127.1	28:47.798								
9	1	2:35.329	56.807	50.027	48.495	126.3	26:13.428								
8	1	2:38.013	55.326	50.259	52.428	124.2	23:38.099								
1	1	2:41.336	1:02.103	51.171	48.062	121.6	2:41.336								
3	1	3:56.554	1:46.330	1:19.645	50.579	83.0	10:48.479								
2	1	4:10.589	1:17.410	1:20.854	1:32.325	78.3	6:51.925								
Toyota GT86 QTCC 2K															
<b>86</b> 1.Khalifah AL MOHANNADI															
6	1	<b>2:41.956</b>	<b>58.176</b>	52.423	51.357	121.2	25:20.469								
7	1	2:42.447	59.044	<b>51.951</b>	51.452	120.8	28:02.916								
5	1	2:44.346	1:00.124	52.900	<b>51.322</b>	119.4	22:38.513								
4	1	2:48.167	1:00.747	53.939	53.481	116.7	19:54.167								
3	1	2:49.313	1:00.700	54.346	54.267	115.9	17:06.000								
2	1	2:52.509	1:03.009	55.400	54.100	113.8	14:16.687								
1	1	11:24.178	9:14.312	1:11.974	57.892	28.7	11:24.178								
Acura RSX Type S QTCC 2K															
<b>89</b> 1.Ali EMADADHI															
4	1	<b>2:26.810</b>	52.827	48.049	<b>45.934</b>	133.7	13:08.092								
5	1	2:26.932	<b>52.590</b>	48.321	46.021	133.6	15:35.024								
6	1	2:27.846	53.309	48.211	46.326	132.7	18:02.870								
1	1	2:29.534	55.529	<b>48.039</b>	45.966	131.2	2:29.534								
7	1	3:27.498 B	53.504	50.191	1:43.803	94.6	21:30.368								
3	1	3:55.271	1:45.233	1:19.820	50.218	83.4	10:41.282								
2	1	4:16.477	1:22.305	1:21.556	1:32.616	76.5	6:46.011								
Honda s2000 QTCC 2K															
<b>90</b> 1.Ahmed AL EMADI															
4	1	<b>2:28.891</b>	54.104	<b>48.932</b>	<b>45.855</b>	131.8	13:11.440								
5	1	2:29.712	<b>54.016</b>	49.641	46.055	131.1	15:41.152								
6	1	2:30.507	54.265	49.574	46.668	130.4	18:11.659								
8	1	2:30.821	54.239	49.661	46.921	130.1	23:13.385								
7	1	2:30.905	54.627	49.404	46.874	130.0	20:42.564								
10	1	2:31.067	54.345	49.085	47.637	129.9	28:15.554								
9	1	2:31.102	54.165	49.858	47.079	129.9	25:44.487								
1	1	2:31.796	56.012	49.445	46.339	129.3	2:31.796								
3	1	3:55.920	1:45.304	1:19.533	51.083	83.2	10:42.549								
2	1	4:14.833	1:20.536	1:21.628	1:32.669	77.0	6:46.629								
Toyota GT86 QTCC 2K															
<b>77</b> 1.Omran KARAMA															
5	1	<b>2:28.970</b>	<b>53.630</b>	48.529	<b>46.811</b>	131.7	15:43.868								
6	1	2:29.570	53.899	48.629	47.042	131.2	18:13.438								
7	1	2:30.197	53.993	48.909	47.295	130.7	20:43.635								
9	1	2:30.560	53.827	49.588	47.145	130.3	25:44.835								
8	1	2:30.640	54.039	48.944	47.657	130.3	23:14.275								
10	1	2:30.716	54.471	48.889	47.356	130.2	28:15.551								
4	1	2:32.227	55.100	49.700	47.427	128.9	13:14.898								
1	1	2:32.880	57.155	<b>48.516</b>	47.209	128.4	2:32.880								
3	1	3:55.177	1:45.378	1:19.819	49.980	83.4	10:42.671								
2	1	4:14.614	1:20.306	1:21.762	1:32.546	77.1	6:47.494								
Integra DC2 QTCC 2K															
<b>82</b> 1.Ahmed ALABBASI															
7	1	<b>2:29.449</b>	53.878	48.599	<b>46.972</b>	131.3	20:48.859								
10	1	2:30.190	54.170	49.063	46.957	130.7	28:22.361								
6	1	2:31.134	54.155	48.630	48.349	129.8	18:19.410								
9	1	2:31.519	54.533	49.652	47.334	129.5	25:52.171								
4	1	2:31.672	55.051	49.557	47.064	129.4	13:16.419								
8	1	2:31.793	54.289	49.634	47.870	129.3	23:20.652								
5	1	2:31.857	<b>53.607</b>	49.193	49.057	129.2	15:48.276								
1	1	2:33.898	57.549	<b>48.465</b>	47.884	127.5	2:33.898								
3	1	3:56.667	1:45.867	1:20.042	50.758	82.9	10:44.747								
2	1	4:14.182	1:20.096	1:21.596	1:32.490	77.2	6:48.080								



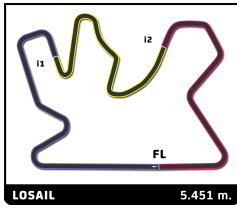
## 2025 QTCC 2K Round 1

### LIC Race 1

### Sector Analysis

— Invalidated Lap   ■ Personal Best   ■ Session Best   B Crossing the pit lane

Lap	D	Time	Sector 1	Sector 2	Sector 3	Kph	Elapsed	Lap	D	Time	Sector 1	Sector 2	Sector 3	Kph	Elapsed
<b>91</b>	1. Muath AL MUFTAH Subaru BRZ QTCC 2K							9	1	2:52.634	1:03.304	54.154	55.176	113.7	27:53.679
	1	1	2:56.255	1:09.045	54.392	52.818	111.3	2:56.255							
	2	1	4:00.535	1:08.028	1:19.667	1:32.840	81.6	6:56.790							
	3	1	4:02.893	1:48.102	1:19.404	55.387	80.8	10:59.683							
	7	1	<b>2:35.572</b>	<b>56.219</b>	<b>50.817</b>	48.536	126.1	21:18.723							
	4	1	2:35.850	56.774	50.831	48.245	125.9	13:25.517							
	5	1	2:36.372	57.163	51.004	<b>48.205</b>	125.5	16:01.889							
	8	1	2:38.511	56.770	51.498	50.243	123.8	23:57.234							
	6	1	2:41.262	58.176	52.349	50.737	121.7	18:43.151							
	1	1	2:43.523	1:02.812	51.017	49.694	120.0	2:43.523							
<b>100</b>	1. Mohammed AL BUAINAIN Honda Civic QTCC 2K							6	1	<b>2:47.393</b>	<b>59.975</b>	53.840	53.578	117.2	19:22.254
	5	1	2:48.673	1:01.297	53.978	53.398	116.3	16:34.861							
	4	1	2:51.211	1:01.494	54.955	54.762	114.6	13:46.188							
	1	1	2:51.544	1:05.568	<b>53.126</b>	<b>52.850</b>	114.4	2:51.544							
	7	1	2:52.748	1:01.056	55.492	56.200	113.6	22:15.002							
	3	1	4:00.499	1:47.890	1:18.719	53.890	81.6	10:54.977							
	2	1	4:02.934	1:10.316	1:20.239	1:32.379	80.8	6:54.478							
	7	1	2:44.159	58.621	52.356	53.182	119.5	26:41.393							
	10	1	2:48.568	58.062	56.662	53.844	116.4	29:29.961							
	3	1	3:56.237	1:47.284	1:18.948	50.005	83.1	10:49.667							
<b>92</b>	1. Abdulaziz AL SAYED Honda FD2 QTCC 2K							7	1	<b>2:28.453</b>	<b>53.393</b>	48.679	<b>46.381</b>	132.2	20:45.620
	6	1	2:29.426	54.330	48.348	46.748	131.3	18:17.167							
	8	1	2:29.593	54.079	49.068	46.446	131.2	23:15.213							
	9	1	2:30.114	53.882	48.893	47.339	130.7	25:45.327							
	5	1	2:30.142	53.414	<b>48.307</b>	48.421	130.7	15:47.741							
	4	1	2:31.218	56.169	48.490	46.559	129.8	13:17.599							
	10	1	2:33.504	54.854	49.537	49.113	127.8	28:18.831							
	1	1	2:39.135	1:01.750	49.805	47.580	123.3	2:39.135							
	3	1	3:55.489	1:45.969	1:19.799	49.721	83.3	10:46.381							
	2	1	4:11.757	1:18.480	1:20.728	1:32.549	77.9	6:50.892							
<b>96</b>	1. Abdulla ALI AL KHELAIFI Honda S2000 QTCC 2K							5	1	<b>2:26.318</b>	<b>52.672</b>	47.992	45.654	134.1	15:33.192
	4	1	2:26.377	53.092	48.011	<b>45.274</b>	134.1	13:06.874							
	6	1	2:26.843	53.043	47.963	45.837	133.6	18:00.035							
	7	1	2:27.146	52.897	48.221	46.028	133.4	20:27.181							
	8	1	2:27.563	53.157	48.545	45.861	133.0	22:54.744							
	10	1	2:28.039	53.496	48.436	46.107	132.6	27:50.970							
	9	1	2:28.187	53.100	49.000	46.087	132.4	25:22.931							
	1	1	2:28.660	54.903	<b>47.876</b>	45.881	132.0	2:28.660							
	3	1	3:55.143	1:45.248	1:19.538	50.357	83.5	10:40.497							
	2	1	4:16.694	1:22.526	1:21.563	1:32.605	76.4	6:45.354							
<b>99</b>	1. Mohammed EMADADHI Renault Clio RS QTCC 2K							8	1	<b>2:45.984</b>	<b>58.766</b>	<b>53.130</b>	54.088	118.2	25:01.045
	4	1	2:47.032	1:00.287	53.304	53.441	117.5	13:46.715							
	5	1	2:48.956	1:00.257	56.850	<b>51.849</b>	116.1	16:35.671							
	6	1	2:49.165	1:00.350	54.197	54.618	116.0	19:24.836							
	7	1	2:50.225	1:00.882	54.646	54.697	115.3	22:15.061							



**2025 QTCC 2K Round 1**  
**LIC**  
Race 2 (10 Laps, 54.5 km.)

**Final Starting Grid**

		<b>- 11 -</b>	42	Ahmed ALASIRI
Mohammed AL BUAINAIN	100			
		<b>- 10 -</b>	89	Ali EMADADHI
Khalifah AL MOHANNADI	86			
		<b>- 9 -</b>	39	Abdulla AL ABBASI
Nasser SHEGHAIL	10			
		<b>- 8 -</b>	99	Mohammed EMADADHI
Yousef AL JABRI	8			
		<b>- 7 -</b>	91	Muath AL MUFTAH
Hussen AHMED	7			
		<b>- 6 -</b>	5	Ibrahim ABDULGHANI
Ghanim AL MADHEED	1			
		<b>- 5 -</b>	96	Abdulla ALI AL KHELAIFI
Omran KARAMA	77			
		<b>- 4 -</b>	90	Ahmed AL EMADI
Abdulaziz AL SAYED	92			
		<b>- 3 -</b>	74	Mansour AL HAJRI
Ahmed ALABBASI	82			
		<b>- 2 -</b>	23	Ibrahim AL MANNAI
Abdulaziz AL JABRI	11			
		<b>- 1 -</b>	85	Mohd AL MAHMOUD

**Pole**

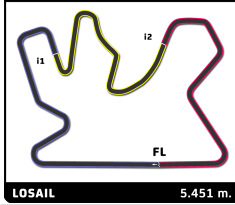
The results are provisional until the end of the limit for protests and appeals.  
The limit time for protest expires 30' after publication of results.-Time.....  
Published at: .....

**Race Director**  
Franck Vayssie



**Timekeeper:**  
Isaac Mulungi





## 2025 QTCC 2K Round 1

### LIC

### Race 2 (10 Laps, 54.5 km.)

### Classification

No	Driver	Nat	Team	Car	Cl.	Laps	Total Time	Gap	Kph	Best Lap		
										Lap	Time	Kph
1	1 Ghanim AL MADHEED	QAT		Lotus Elise	QTCC 2K	10	<b>26:24.163</b>	-	123.9	8	<b>2:22.897</b>	137.3
2	96 Abdulla ALI AL KHELAIFI	QAT		Honda S2000	QTCC 2K	10	<b>26:27.379</b>	+3.216	123.6	8	<b>2:24.049</b>	136.2
3	89 Ali EMADADHI	QAT		Acura RSX Type S	QTCC 2K	10	<b>26:43.024</b>	+18.861	122.4	4	<b>2:27.470</b>	133.1
4	74 Mansour AL HAJRI	QAT		Toyota GT86	QTCC 2K	10	<b>26:45.684</b>	+21.521	122.2	10	<b>2:29.316</b>	131.4
5	82 Ahmed ALABBASI	QAT		Integra DC2	QTCC 2K	10	<b>26:46.679</b>	+22.516	122.1	10	<b>2:29.054</b>	131.7
6	77 Omran KARAMA	PSE		Toyota GT86	QTCC 2K	10	<b>26:47.315</b>	+23.152	122.1	10	<b>2:29.246</b>	131.5
7	23 Ibrahim AL MANNAI	QAT		Toyota GT86	QTCC 2K	10	<b>26:49.107</b>	+24.944	122.0	10	<b>2:29.208</b>	131.5
8	90 Ahmed AL EMADI	QAT		Honda s2000	QTCC 2K	10	<b>26:50.412</b>	+26.249	121.9	5	<b>2:27.252</b>	133.3
9	11 Abdulaziz AL JABRI	QAT		Honda Civic	QTCC 2K	10	<b>26:55.940</b>	+31.777	121.4	10	<b>2:31.428</b>	129.6
10	85 Mohd AL MAHMOUD	QAT		Toyota GT86	QTCC 2K	10	<b>26:56.509</b>	+32.346	121.4	10	<b>2:32.508</b>	128.7
11	5 Ibrahim ABDULGHANI	QAT		Honda S2000	QTCC 2K	10	<b>26:56.637</b>	+32.474	121.4	4	<b>2:28.647</b>	132.0
12	92 Abdulaziz AL SAYED	QAT		Honda FD2	QTCC 2K	10	<b>26:59.660</b>	+35.497	121.2	3	<b>2:28.630</b>	132.0
13	7 Hussen AHMED	QAT		Subaru BRZ	QTCC 2K	10	<b>27:05.747</b>	+41.584	120.7	8	<b>2:33.985</b>	127.4
14	8 Yousef AL JABRI	QAT		Renault Clio	QTCC 2K	10	<b>28:36.242</b>	+2:12.079	114.3	10	<b>2:45.749</b>	118.4
15	39 Abdulla AL ABBASI	QAT		Honda Civic	QTCC 2K	10	<b>28:36.810</b>	+2:12.647	114.3	10	<b>2:46.919</b>	117.6
16	99 Mohammed EMADADHI	QAT		Renault Clio RS	QTCC 2K	10	<b>28:37.152</b>	+2:12.989	114.3	8	<b>2:42.614</b>	120.7
17	10 Nasser SHEGHAIL	QAT		Honda Civic	QTCC 2K	9	<b>26:45.380</b>	1 Lap	110.0	4	<b>2:47.294</b>	117.3
<b>Retired</b>												
91	Muath AL MUFTAH	QAT		Subaru BRZ	QTCC 2K	5	<b>17:49.940</b>			2	<b>2:34.606</b>	126.9
86	Khalifah AL MOHANNADI	QAT		Toyota GT86	QTCC 2K	4	<b>11:14.317</b>			4	<b>2:45.509</b>	118.6
<b>Not Started</b>												
100	Mohammed AL BUAINAIN	QAT		Honda Civic	QTCC 2K							
42	Ahmed ALASIRI	QAT		Honda Civic	QTCC 2K							

<b>Pole Position:</b>	Mohd AL MAHMOUD		
<b>Fastest Lap:</b>	Lap8	Ghanim AL MADHEED	<b>2:22.897</b> 137.3 Kph

Car #42 & #100 Not Started.

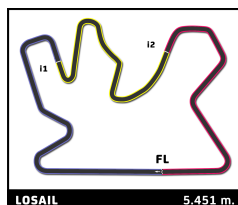
The results are provisional until the end of the limit for protests and appeals.

The limit time for protest expires 30' after publication of results. - Time.....

Published at: .....

Track Status: **DRY**

<b>Race Director</b> Franck Vayssie		<b>Timekeeper:</b> Isaac Mulungi	
--	--	-------------------------------------	--



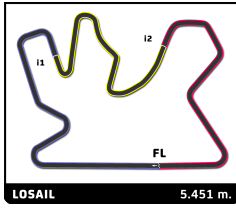
## 2025 QTCC 2K Round 1

LIC

Race 2

Lap Chart

No	Pos	Grid	Lap											
			1	2	3	4	5	6	7	8	9	10		
85	1	85	74	1	96	1	1	1	1	1	1	1	1	1
11	2	11	90	96	1	96	96	96	96	96	96	96	96	96
23	3	23	85	74	90	90	90	90	90	90	90	90	89	89
82	4	82	96	90	74	89	89	89	89	89	89	89	74	74
74	5	74	1	92	89	92	92	92	92	5	74	82	82	82
92	6	92	5	89	92	74	5	5	5	92	82	77	77	77
90	7	90	92	5	5	5	74	74	74	74	77	23	23	23
77	8	77	23	23	23	23	23	23	23	82	23	90	90	90
96	9	96	11	85	82	82	82	82	82	77	85	11	11	11
1	10	1	89	11	85	85	85	85	85	23	11	85	85	85
5	11	5	82	82	11	11	77	77	77	85	5	5	5	5
7	12	7	77	77	77	77	11	11	11	11	92	92	92	92
91	13	91	7	7	7	7	7	7	7	7	7	7	7	7
8	14	8	91	91	91	91	8	39	39	39	39	8	8	8
99	15	99	8	8	86	86	39	8	8	8	8	39	39	39
10	16	10	86	86	8	8	10	10	99	99	99	99	99	99
39	17	39	10	10	10	10	99	99	10	10	10	10	10	10
86	18	86	99	99	99	39	91	91	91	91	91	91	91	91
89	19	89	39	39	39	99	99	99	99	99	99	99	99	99
100	20	100	100	100	100	100	100	100	100	100	100	100	100	100
42	21	42	42	42	42	42	42	42	42	42	42	42	42	42



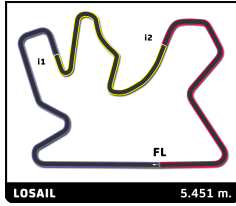
## 2025 QTCC 2K Round 1

LIC

Race 2

### Best Sector Times

Sector 1		Sector 2		Sector 3		Pos	No Driver	Ideal Lap	Best Lap	
Pos	No Driver	Time	No Driver	Time	No Driver					Time
1	1 G.AL MADHEED	51.524	1 G.AL MADHEED	46.927	96 A.ALI AL KHELAIFI	44.259	1	1 G.AL MADHEED	2:22.742	2:22.897 (1)
2	96 A.ALI AL KHELAIFI	52.252	96 A.ALI AL KHELAIFI	47.282	1 G.AL MADHEED	44.291	2	96 A.ALI AL KHELAIFI	2:23.793	2:24.049 (2)
3	89 A.EMADADHI	53.091	89 A.EMADADHI	48.163	90 A.AL EMADI	45.554	3	90 A.AL EMADI	2:27.135	2:27.252 (3)
4	90 A.AL EMADI	53.171	90 A.AL EMADI	48.410	5 I.ABDULGHANI	45.698	4	89 A.EMADADHI	2:27.142	2:27.470 (4)
5	92 A.AL SAYED	53.234	92 A.AL SAYED	48.421	89 A.EMADADHI	45.888	5	5 I.ABDULGHANI	2:27.693	2:28.647 (6)
6	5 I.ABDULGHANI	53.426	5 I.ABDULGHANI	48.569	23 I.AL MANNAI	45.975	6	92 A.AL SAYED	2:27.818	2:28.630 (5)
7	23 I.AL MANNAI	53.598	74 M.AL HAJRI	48.627	74 M.AL HAJRI	46.097	7	23 I.AL MANNAI	2:28.272	2:29.208 (8)
8	82 A.ALABBASI	53.633	82 A.ALABBASI	48.650	92 A.AL SAYED	46.163	8	74 M.AL HAJRI	2:28.644	2:29.316 (10)
9	77 O.KARAMA	53.718	23 I.AL MANNAI	48.699	77 O.KARAMA	46.299	9	82 A.ALABBASI	2:28.919	2:29.054 (7)
10	74 M.AL HAJRI	53.920	77 O.KARAMA	49.025	82 A.ALABBASI	46.636	10	77 O.KARAMA	2:29.042	2:29.246 (9)
11	11 A.AL JABRI	54.709	11 A.AL JABRI	49.165	85 M.AL MAHMOUD	46.772	11	11 A.AL JABRI	2:31.139	2:31.428 (11)
12	85 M.AL MAHMOUD	55.067	85 M.AL MAHMOUD	49.623	7 H.AHMED	47.233	12	85 M.AL MAHMOUD	2:31.462	2:32.508 (12)
13	91 M.AL MUFTAH	55.451	7 H.AHMED	50.478	11 A.AL JABRI	47.265	13	7 H.AHMED	2:33.868	2:33.985 (13)
14	7 H.AHMED	56.157	91 M.AL MUFTAH	51.119	91 M.AL MUFTAH	48.036	14	91 M.AL MUFTAH	2:34.606	2:34.606 (14)
15	99 M.EMADADHI	58.801	86 K.AL MOHANNADI	52.141	86 K.AL MOHANNADI	50.410	15	99 M.EMADADHI	2:42.614	2:42.614 (15)
16	8 Y.AL JABRI	59.136	99 M.EMADADHI	52.729	99 M.EMADADHI	51.084	16	86 K.AL MOHANNADI	2:43.768	2:45.509 (16)
17	10 N.SHEGHAIL	1:00.302	8 Y.AL JABRI	53.395	10 N.SHEGHAIL	51.533	17	8 Y.AL JABRI	2:45.536	2:45.749 (17)
18	39 A.AL ABBASI	1:00.872	39 A.AL ABBASI	54.145	39 A.AL ABBASI	51.834	18	10 N.SHEGHAIL	2:46.076	2:47.294 (19)
19	86 K.AL MOHANNADI	1:01.217	10 N.SHEGHAIL	54.241	8 Y.AL JABRI	53.005	19	39 A.AL ABBASI	2:46.851	2:46.919 (18)

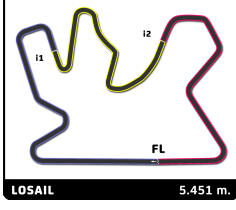


## 2025 QTCC 2K Round 1

LIC  
After Race 2

Event maximum speed

No Driver	Team	Car	Class	Top Speed	Lap	Session
92 Abdulaziz AL SAYED		Honda FD2	QTCC 2K	<b>205.3</b>	4	Race 2
1 Ghanim AL MADHEED		Lotus Elise	QTCC 2K	<b>203.0</b>	4	Race 2
82 Ahmed ALABBASI		Integra DC2	QTCC 2K	<b>202.6</b>	9	Race 2
89 Ali EMADADHI		Acura RSX Type S	QTCC 2K	<b>202.6</b>	4	Race 2
5 Ibrahim ABDULGHANI		Honda S2000	QTCC 2K	<b>202.2</b>	8	Race 2
11 Abdulaziz AL JABRI		Honda Civic	QTCC 2K	<b>201.5</b>	4	Race 1
96 Abdulla ALI AL KHELAIFI		Honda S2000	QTCC 2K	<b>201.1</b>	4	Race 1
77 Omran KARAMA		Toyota GT86	QTCC 2K	<b>200.4</b>	10	Race 1
23 Ibrahim AL MANNAI		Toyota GT86	QTCC 2K	<b>194.2</b>	4	Race 1
90 Ahmed AL EMADI		Honda s2000	QTCC 2K	<b>194.2</b>	3	Race 2
42 Ahmed ALASIRI		Honda Civic	QTCC 2K	<b>193.2</b>	2	Warm Up
91 Muath AL MUFTAH		Subaru BRZ	QTCC 2K	<b>192.9</b>	3	Race 2
74 Mansour AL HAJRI		Toyota GT86	QTCC 2K	<b>190.5</b>	5	Race 2
85 Mohd AL MAHMOUD		Toyota GT86	QTCC 2K	<b>189.5</b>	8	Race 2
86 Khalifah AL MOHANNADI		Toyota GT86	QTCC 2K	<b>188.5</b>	6	Qualifying Practice
7 Hussen AHMED		Subaru BRZ	QTCC 2K	<b>183.4</b>	4	Race 1
100 Mohammed AL BUAINAIN		Honda Civic	QTCC 2K	<b>182.1</b>	5	Qualifying Practice
10 Nasser SHEGHAIL		Honda Civic	QTCC 2K	<b>181.2</b>	5	Race 1
8 Yousef AL JABRI		Renault Clio	QTCC 2K	<b>181.2</b>	4	Qualifying Practice
99 Mohammed EMADADHI		Renault Clio RS	QTCC 2K	<b>177.6</b>	7	Race 1
39 Abdulla AL ABBASI		Honda Civic	QTCC 2K	<b>171.7</b>	4	Race 2
84 Mohamed AL NAEMI		Volkswagen	QTCC 2K	<b>140.1</b>	5	Qualifying Practice



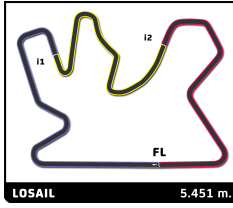
## 2025 QTCC 2K Round 1

LIC

Race 2

Leader Sequence by Class

No	Driver	Team	Car	Start Lap	End Lap	Laps	Total Laps
<b>QTCC 2K</b>							
74	Mansour AL HAJRI		Toyota GT86	1	1	1	1
1	Ghanim AL MADHEED		Lotus Elise	2	2	1	1
96	Abdulla ALI AL KHELAIFI		Honda S2000	3	3	1	1
1	Ghanim AL MADHEED		Lotus Elise	4	10	7	8



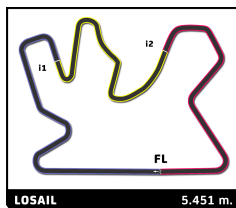
## 2025 QTCC 2K Round 1

LIC

Race 2

### Fastest Lap Sequence

Elapsed	No	Driver	Team	Car	Class	Time	Kph	Lap
5:04.240	1	Ghanim AL MADHEED		Lotus Elise	QTCC 2K	<b>2:26.557</b>	133.9	2
7:29.230	96	Abdulla ALI AL KHELAIFI		Honda S2000	QTCC 2K	<b>2:24.643</b>	135.7	3
9:53.715	1	Ghanim AL MADHEED		Lotus Elise	QTCC 2K	<b>2:23.283</b>	137.0	4
21:36.423	1	Ghanim AL MADHEED		Lotus Elise	QTCC 2K	<b>2:22.897</b>	137.3	8



## 2025 QTCC 2K Round 1

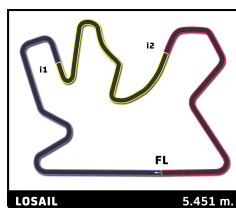
LIC

Race 2

Analysis by lap

Lapped ■

No	Lap Time	Gap	No	Lap Time	Gap	No	Lap Time	Gap	No	Lap Time	Gap	No	Lap Time	Gap	
<b>Lap 1</b>			23	2:29.580	10.091	99	2:55.971	2:04.277	23	2:32.548	13.550				
74	2:34.360	0.000	82	2:31.524	16.550	<b>Lap 6</b>			85	2:32.970	14.718				
90	2:34.751	0.391	85	2:33.434	16.560	1	3:33.793		11	2:34.289	16.604				
85	2:37.448	3.088	11	2:35.225	20.176	96	3:33.686	1.110	7	2:33.985	17.913				
96	2:37.581	3.221	77	2:34.977	20.626	90	3:24.353	1.539	39	2:49.167	1:24.280				
1	2:37.683	3.323	7	2:35.109	23.300	89	3:21.269	2.526	8	2:47.061	1:26.455				
5	2:39.369	5.009	91	2:36.578	25.851	92	3:19.305	2.846	99	2:42.614	1:29.615				
23	2:39.442	5.082	86	2:46.881	59.578	5	3:18.886	3.544	10	3:02.152	1:51.829				
92	2:40.336	5.976	10	2:52.432	1:04.976	74	3:18.135	4.168	<b>Lap 9</b>						
11	2:40.374	6.014	10	2:52.432	1:05.778	23	3:15.201	5.058	1	2:23.578					
89	2:40.692	6.332	99	2:52.203	1:06.073	82	3:08.517	5.648	96	2:24.516	2.287				
82	2:40.846	6.486	39	2:50.309	1:06.150	85	3:05.988	6.679	90	2:29.414	12.750				
77	2:41.814	7.454	<b>Lap 4</b>			77	3:02.071	7.684	89	2:28.705	12.815				
7	2:42.173	7.813	1	2:23.283		11	3:01.340	8.231	74	2:30.028	16.367				
91	2:43.897	9.537	96	2:25.167	0.682	7	2:55.491	9.862	82	2:30.528	17.624				
8	2:53.696	19.336	90	2:27.979	7.544	39	2:59.734	1:28.022	77	2:29.810	18.068				
86	2:53.735	19.375	89	2:27.470	10.685	8	3:07.574	1:34.830	23	2:29.926	19.898				
10	2:54.520	20.160	92	2:28.658	12.298	10	3:08.459	1:37.073	85	2:32.860	24.000				
99	2:55.175	20.815	74	2:30.701	12.694	99	3:07.470	1:37.954	11	2:31.485	24.511				
39	2:56.675	22.315	5	2:28.647	13.304	<b>91</b>	7:17.827	1 Lap	5	2:43.188	27.308				
<b>Lap 2</b>			23	2:29.943	15.549	<b>Lap 7</b>			92	2:43.090	27.723				
1	2:26.557		82	2:31.036	23.101	1	3:22.201		7	2:36.109	30.444				
96	2:27.006	0.347	85	2:32.558	24.633	96	3:21.288	0.197	39	2:49.188	1:49.890				
74	2:31.234	1.354	11	2:34.696	30.387	90	3:21.565	0.903	8	2:47.615	1:50.492				
90	2:31.197	1.708	77	2:34.729	30.870	89	3:20.739	1.064	99	2:45.618	1:51.655				
92	2:29.283	4.485	7	2:34.304	33.119	92	3:20.927	1.572	<b>Lap 10</b>						
89	2:28.272	4.724	91	2:37.032	38.398	5	3:20.507	1.850	1	2:24.162					
5	2:29.794	4.923	86	2:45.509	1:20.602	74	3:20.845	2.812	96	2:25.091	3.216				
23	2:29.405	5.501	8	2:47.348	1:27.839	23	3:21.042	3.899	89	2:30.208	18.861				
85	2:34.908	8.116	10	2:47.294	1:28.587	82	3:20.529	3.976	<b>10</b>	3:17.128	1 Lap				
11	2:33.807	9.941	39	2:48.566	1:30.231	85	3:20.167	4.645	74	2:29.316	21.521				
82	2:33.410	10.016	99	2:50.535	1:32.123	77	3:19.237	4.720	82	2:29.054	22.516				
77	2:33.065	10.639	<b>Lap 5</b>			11	3:19.182	5.212	77	2:29.246	23.152				
7	2:35.248	13.181	1	2:23.817		7	3:19.164	6.825	23	2:29.208	24.944				
91	2:34.606	14.263	96	2:24.352	1.217	39	2:52.189	58.010	90	2:37.661	26.249				
8	2:48.154	37.610	90	2:27.252	10.979	8	2:49.662	1:02.291	11	2:31.428	31.777				
86	2:48.192	37.687	89	2:28.182	15.050	99	2:54.145	1:09.898	85	2:32.508	32.346				
10	2:48.056	38.336	92	2:28.853	17.334	10	2:57.702	1:12.574	5	2:29.328	32.474				
99	2:47.925	38.860	5	2:28.964	18.451	<b>Lap 8</b>			92	2:31.936	35.497				
39	2:48.396	40.831	74	2:30.949	19.826	1	2:22.897		7	2:35.302	41.584				
<b>Lap 3</b>			23	2:31.918	23.650	96	2:24.049	1.349	8	2:45.749	2:12.079				
96	2:24.643		82	2:31.640	30.924	90	2:28.908	6.914	39	2:46.919	2:12.647				
1	2:26.192	1.202	85	2:33.668	34.484	89	2:29.521	7.688	99	2:45.496	2:12.989				
90	2:27.332	4.050	77	2:32.353	39.406	5	2:28.745	7.698							
74	2:30.114	6.478	11	2:34.114	40.684	92	2:29.536	8.211							
89	2:27.966	7.700	7	2:38.862	48.164	74	2:30.002	9.917							
92	2:28.630	8.125	8	2:57.027	2:01.049	82	2:29.595	10.674							
5	2:29.209	9.142	39	2:55.667	2:02.081	77	2:30.013	11.836							
			10	2:57.637	2:02.407										



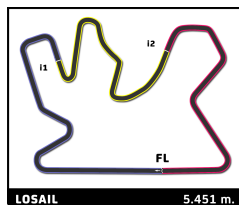
## 2025 QTCC 2K Round 1

LIC

Race 2

### Pit Stop Analysis

No	In Time	In Driver	Out Time	Out Driver	Pit Time	T.Pit Time	No	In Time	In Driver	Out Time	Out Driver	Pit Time	T.Pit Time
<b>86</b>		Toyota GT86				QTCC 2K							
1	23:26:42.088	K.AL AL-KHAYATI	23:33:41.181	K.AL AL-KHAYATI	6:59.093	6:59.093							



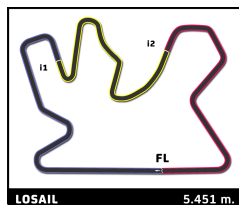
# 2025 QTCC 2K Round 1

## LIC Race 2

### Sector Analysis

— Invalidated Lap    ■ Personal Best    ■ Session Best    B Crossing the pit lane

Lap	D	Time	Sector 1	Sector 2	Sector 3	Kph	Elapsed	Lap	D	Time	Sector 1	Sector 2	Sector 3	Kph	Elapsed
<b>1</b> 1.Ghanim AL MADHEED Lotus Elise QTCC 2K								7 1 2:49.662 1:01.364 55.158 53.140 115.7 20:15.817							
8 1 2:22.897 51.524 47.029 44.344 137.3 21:36.423								3 1 2:52.356 1:00.848 55.851 55.657 113.9 8:34.206							
4 1 2:23.283 51.606 47.230 44.447 137.0 9:53.715								1 1 2:53.696 1:05.282 54.895 53.519 113.0 2:53.696							
9 1 2:23.578 52.256 46.927 44.395 136.7 24:00.001								5 1 2:57.027 1:00.521 57.919 58.587 110.9 14:18.581							
5 1 2:23.817 52.326 47.055 44.436 136.4 12:17.532								6 1 3:07.574 1:06.569 1:00.048 1:00.957 104.6 17:26.155							
10 1 2:24.162 52.011 47.104 45.047 136.1 26:24.163															
3 1 2:26.192 53.532 48.369 44.291 134.2 7:30.432															
2 1 2:26.557 52.708 48.528 45.321 133.9 5:04.240															
1 1 2:37.683 1:00.602 50.129 46.952 124.4 2:37.683															
7 1 3:22.201 1:25.188 1:02.274 54.739 97.0 19:13.526															
6 1 3:33.793 1:09.370 1:10.825 1:13.598 91.8 15:51.325															
<b>5</b> 1.Ibrahim ABDULGHANI Honda S2000 QTCC 2K								4 1 2:47.294 1:00.302 55.459 51.533 117.3 11:22.302							
4 1 2:28.647 54.127 48.581 45.939 132.0 10:07.019								2 1 2:48.056 1:01.103 54.241 52.712 116.8 5:42.576							
8 1 2:28.745 53.426 48.865 46.454 131.9 21:44.121								3 1 2:52.432 1:00.667 56.058 55.707 113.8 8:35.008							
5 1 2:28.964 53.794 48.644 46.526 131.7 12:35.983								1 1 2:54.520 1:05.724 55.107 53.689 112.4 2:54.520							
3 1 2:29.209 53.823 49.543 45.843 131.5 7:38.372								5 1 2:57.637 1:00.982 57.748 58.907 110.5 14:19.939							
10 1 2:29.328 54.690 48.940 45.698 131.4 26:56.637								7 1 2:57.702 1:05.323 58.491 53.888 110.4 20:26.100							
2 1 2:29.794 54.367 48.569 46.858 131.0 5:09.163								8 1 3:02.152 1:05.257 59.156 57.739 107.7 23:28.252							
1 1 2:39.369 59.184 50.946 49.239 123.1 2:39.369								6 1 3:08.459 1:06.585 1:00.354 1:01.520 104.1 17:28.398							
9 1 2:43.188 1:07.397 49.826 45.965 120.3 24:27.309								9 1 3:17.128 1:10.788 1:03.259 1:03.081 99.5 26:45.380							
6 1 3:18.886 57.286 1:07.034 1:14.566 98.7 15:54.869															
7 1 3:20.507 1:23.910 1:02.117 54.480 97.9 19:15.376															
<b>7</b> 1.Hussen AHMED Subaru BRZ QTCC 2K								10 1 2:31.428 54.709 49.254 47.465 129.6 26:55.940							
8 1 2:33.985 56.274 50.478 47.233 127.4 21:54.336								9 1 2:31.485 55.055 49.165 47.265 129.5 24:24.512							
4 1 2:34.304 56.157 50.525 47.622 127.2 10:26.834								2 1 2:33.807 55.706 49.696 48.405 127.6 5:14.181							
3 1 2:35.109 56.481 51.084 47.544 126.5 7:52.530								5 1 2:34.114 55.338 50.152 48.624 127.3 12:58.216							
2 1 2:35.248 56.575 50.500 48.173 126.4 5:17.421								8 1 2:34.289 55.125 50.174 48.990 127.2 21:53.027							
10 1 2:35.302 56.393 50.904 48.005 126.4 27:05.747								4 1 2:34.696 56.220 50.552 47.924 126.9 10:24.102							
9 1 2:36.109 57.767 51.063 47.279 125.7 24:30.445								3 1 2:35.225 55.580 50.390 49.255 126.4 7:49.406							
5 1 2:38.862 56.550 50.555 51.757 123.5 13:05.696								1 1 2:40.374 58.602 51.034 50.738 122.4 2:40.374							
1 1 2:42.173 1:01.756 52.208 48.209 121.0 2:42.173								6 1 3:01.340 56.265 51.153 1:13.922 108.2 15:59.556							
6 1 2:55.491 1:03.953 54.182 57.356 111.8 16:01.187								7 1 3:19.182 1:23.704 1:00.608 54.870 98.5 19:18.738							
7 1 3:19.164 1:23.468 1:00.666 55.030 98.5 19:20.351															
<b>8</b> 1.Yousef AL JABRI Renault Clio QTCC 2K								10 1 2:29.208 53.921 48.699 46.588 131.5 26:49.107							
10 1 2:45.749 59.136 53.395 53.218 118.4 28:36.242								2 1 2:29.405 54.426 48.865 46.114 131.3 5:09.741							
8 1 2:47.061 59.972 54.084 53.005 117.5 23:02.878								3 1 2:29.580 53.598 50.007 45.975 131.2 7:39.321							
4 1 2:47.348 1:00.191 54.094 53.063 117.3 11:21.554								9 1 2:29.926 54.493 48.995 46.438 130.9 24:19.899							
9 1 2:47.615 59.673 54.652 53.290 117.1 25:50.493								4 1 2:29.943 53.771 49.237 46.935 130.9 10:09.264							
2 1 2:48.154 1:00.683 54.042 53.429 116.7 5:41.850								5 1 2:31.918 54.571 49.512 47.835 129.2 12:41.182							
								8 1 2:32.548 55.289 51.074 46.185 128.6 21:49.973							
								1 1 2:40.336 59.833 51.330 49.173 122.4 2:40.336							
								6 1 3:15.201 59.606 1:00.700 1:14.895 100.5 15:56.383							
								7 1 3:21.042 1:23.691 1:02.074 55.277 97.6 19:17.425							
<b>10</b> 1.Nasser SHEGHAIL Honda Civic QTCC 2K								10 1 2:46.919 1:00.940 54.145 51.834 117.6 28:36.810							
<b>11</b> 1.Abdulaziz AL JABRI Honda Civic QTCC 2K															
<b>23</b> 1.Ibrahim AL MANNAI Toyota GT86 QTCC 2K															
<b>39</b> 1.Abdulla AL ABBASI Honda Civic QTCC 2K															



# 2025 QTCC 2K Round 1

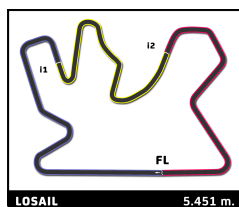
## LIC

### Race 2

## Sector Analysis

— Invalidated Lap    ■ Personal Best    ■ Session Best    B Crossing the pit lane

Lap	D	Time	Sector 1	Sector 2	Sector 3	Kph	Elapsed	Lap	D	Time	Sector 1	Sector 2	Sector 3	Kph	Elapsed
<div style="border: 1px solid black; padding: 5px; display: inline-block; margin-bottom: 5px;"><b>74</b></div> <span style="margin-left: 10px;">1.Mansour AL HAJRI</span> <span style="float: right;">Toyota GT86 QTCC 2K</span>															
2	1	2:48.396	<b>1:00.872</b>	54.254	53.270	116.5	5:45.071								
4	1	2:48.566	1:01.165	54.638	52.763	116.4	11:23.946								
8	1	2:49.167	1:01.574	54.629	52.964	116.0	23:00.703								
9	1	2:49.188	1:01.140	55.276	52.772	116.0	25:49.891								
3	1	2:50.309	1:01.886	54.495	53.928	115.2	8:35.380								
7	1	2:52.189	1:02.709	55.005	54.475	114.0	20:11.536								
5	1	2:55.667	1:00.904	55.181	59.582	111.7	14:19.613								
1	1	2:56.675	1:08.891	54.482	53.302	111.1	2:56.675								
6	1	2:59.734	1:06.031	59.159	54.544	109.2	17:19.347								
<div style="border: 1px solid black; padding: 5px; display: inline-block; margin-bottom: 5px;"><b>85</b></div> <span style="margin-left: 10px;">1.Mohd AL MAHMOUD</span> <span style="float: right;">Toyota GT86 QTCC 2K</span>															
10	1	<b>2:32.508</b>	55.623	50.113	<b>46.772</b>	128.7	26:56.509								
4	1	2:32.558	55.355	49.667	47.536	128.6	10:18.348								
9	1	2:32.860	55.619	50.220	47.021	128.4	24:24.001								
8	1	2:32.970	<b>55.067</b>	50.708	47.195	128.3	21:51.141								
3	1	2:33.434	56.191	49.914	47.329	127.9	7:45.790								
5	1	2:33.668	55.993	<b>49.623</b>	48.052	127.7	12:52.016								
2	1	2:34.908	57.768	49.881	47.259	126.7	5:12.356								
1	1	2:37.448	57.838	51.851	47.759	124.6	2:37.448								
6	1	3:05.988	56.429	54.235	1:15.324	105.5	15:58.004								
7	1	3:20.167	1:23.923	1:01.100	55.144	98.0	19:18.171								
<div style="border: 1px solid black; padding: 5px; display: inline-block; margin-bottom: 5px;"><b>86</b></div> <span style="margin-left: 10px;">1.Khalifah AL MOHANNADI</span> <span style="float: right;">Toyota GT86 QTCC 2K</span>															
4	1	<b>2:45.509</b>	<b>1:01.217</b>	<b>52.141</b>	52.151	118.6	11:14.317								
3	1	2:46.881	1:01.432	55.039	<b>50.410</b>	117.6	8:28.808								
2	1	2:48.192	1:02.127	52.902	53.163	116.7	5:41.927								
1	1	2:53.735	1:07.110	53.633	52.992	113.0	2:53.735								
<div style="border: 1px solid black; padding: 5px; display: inline-block; margin-bottom: 5px;"><b>89</b></div> <span style="margin-left: 10px;">1.Ali EMADADHI</span> <span style="float: right;">Acura RSX Type S QTCC 2K</span>															
4	1	<b>2:27.470</b>	<b>53.091</b>	<b>48.163</b>	46.216	133.1	10:04.400								
3	1	2:27.966	53.106	48.972	<b>45.888</b>	132.6	7:36.930								
5	1	2:28.182	53.217	48.212	46.753	132.4	12:32.582								
2	1	2:28.272	53.444	48.416	46.412	132.3	5:08.964								
9	1	2:28.705	53.423	49.017	46.265	132.0	24:12.816								
8	1	2:29.521	54.653	48.546	46.322	131.2	21:44.111								
10	1	2:30.208	53.304	50.020	46.884	130.6	26:43.024								
1	1	2:40.692	1:00.068	51.034	49.590	122.1	2:40.692								
7	1	3:20.739	1:24.149	1:01.930	54.660	97.8	19:14.590								
6	1	3:21.269	57.023	1:09.598	1:14.648	97.5	15:53.851								
<div style="border: 1px solid black; padding: 5px; display: inline-block; margin-bottom: 5px;"><b>82</b></div> <span style="margin-left: 10px;">1.Ahmed ALABBASI</span> <span style="float: right;">Integra DC2 QTCC 2K</span>															
10	1	<b>2:29.054</b>	53.685	<b>48.650</b>	46.719	131.7	26:46.679								
8	1	2:29.595	<b>53.633</b>	49.304	46.658	131.2	21:47.097								
9	1	2:30.528	54.755	49.137	<b>46.636</b>	130.4	24:17.625								
4	1	2:31.036	54.377	49.107	47.552	129.9	10:16.816								
3	1	2:31.524	54.493	49.964	47.067	129.5	7:45.780								
5	1	2:31.640	54.918	48.932	47.790	129.4	12:48.456								
2	1	2:33.410	55.452	49.808	48.150	127.9	5:14.256								
1	1	2:40.846	59.648	51.739	49.459	122.0	2:40.846								
6	1	3:08.517	57.309	56.320	1:14.888	104.1	15:56.973								
7	1	3:20.529	1:23.876	1:01.703	54.950	97.9	19:17.502								
<div style="border: 1px solid black; padding: 5px; display: inline-block; margin-bottom: 5px;"><b>90</b></div> <span style="margin-left: 10px;">1.Ahmed AL EMADI</span> <span style="float: right;">Honda s2000 QTCC 2K</span>															
5	1	<b>2:27.252</b>	<b>53.171</b>	48.426	45.655	133.3	12:28.511								
3	1	2:27.332	53.368	<b>48.410</b>	<b>45.554</b>	133.2	7:33.280								
4	1	2:27.979	53.566	48.693	45.720	132.6	10:01.259								
8	1	2:28.908	53.702	49.388	45.818	131.8	21:43.337								
9	1	2:29.414	54.004	49.072	46.338	131.3	24:12.751								
2	1	2:31.197	54.987	49.964	46.246	129.8	5:05.948								
1	1	2:34.751	58.831	49.924	45.996	126.8	2:34.751								
10	1	2:37.661	53.671	50.339	53.651	124.5	26:50.412								
7	1	3:21.565	1:24.784	1:01.848	54.933	97.4	19:14.429								
6	1	3:24.353	59.423	1:10.918	1:14.012	96.0	15:52.864								



## 2025 QTCC 2K Round 1

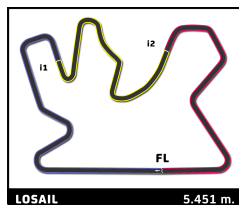
### LIC

### Race 2

## Sector Analysis

— Invalidated Lap    ■ Personal Best    ■ Session Best    B Crossing the pit lane

Lap	D	Time	Sector 1	Sector 2	Sector 3	Kph	Elapsed	Lap	D	Time	Sector 1	Sector 2	Sector 3	Kph	Elapsed
<b>91</b>		1.Muath AL MUFTAH <span style="float:right">Subaru BRZ QTCC 2K</span>													
2	1	2:34.606	55.451	51.119	48.036	126.9	5:18.503								
3	1	2:36.578	56.168	51.698	48.712	125.3	7:55.081								
4	1	2:37.032	56.447	51.555	49.030	125.0	10:32.113								
1	1	2:43.897	1:02.062	51.836	49.999	119.7	2:43.897								
5	1	7:17.827	B			44.8	17:49.940								
<b>92</b>		1.Abdulaziz AL SAYED <span style="float:right">Honda FD2 QTCC 2K</span>													
3	1	2:28.630	53.634	48.826	46.170	132.0	7:37.355								
4	1	2:28.658	53.234	48.421	47.003	132.0	10:06.013								
5	1	2:28.853	53.637	48.466	46.750	131.8	12:34.866								
2	1	2:29.283	53.578	48.672	47.033	131.5	5:08.725								
8	1	2:29.536	54.796	48.577	46.163	131.2	21:44.634								
10	1	2:31.936	55.007	48.659	48.270	129.2	26:59.660								
1	1	2:39.442	59.155	50.688	49.599	123.1	2:39.442								
9	1	2:43.090	1:07.837	49.029	46.224	120.3	24:27.724								
6	1	3:19.305	55.687	1:09.113	1:14.505	98.5	15:54.171								
7	1	3:20.927	1:24.211	1:02.050	54.666	97.7	19:15.098								
<b>96</b>		1.Abdulla ALI AL KHELAIFI <span style="float:right">Honda S2000 QTCC 2K</span>													
8	1	2:24.049	52.280	47.510	44.259	136.2	21:37.772								
5	1	2:24.352	52.536	47.409	44.407	135.9	12:18.749								
9	1	2:24.516	52.252	47.282	44.982	135.8	24:02.288								
3	1	2:24.643	52.258	47.923	44.462	135.7	7:29.230								
10	1	2:25.091	52.963	47.480	44.648	135.3	26:27.379								
4	1	2:25.167	52.617	48.019	44.531	135.2	9:54.397								
2	1	2:27.006	53.215	48.508	45.283	133.5	5:04.587								
1	1	2:37.581	59.552	50.414	47.615	124.5	2:37.581								
7	1	3:21.288	1:24.845	1:01.874	54.569	97.5	19:13.723								
6	1	3:33.686	1:08.640	1:10.898	1:14.148	91.8	15:52.435								
<b>99</b>		1.Mohammed EMADADHI <span style="float:right">Renault Clio RS QTCC 2K</span>													
8	1	2:42.614	58.801	52.729	51.084	120.7	23:06.038								
10	1	2:45.496	59.740	53.885	51.871	118.6	28:37.152								
9	1	2:45.618	59.085	53.268	53.265	118.5	25:51.656								
2	1	2:47.925	1:01.329	53.971	52.625	116.9	5:43.100								
4	1	2:50.535	1:01.906	55.385	53.244	115.1	11:25.838								
3	1	2:52.203	1:00.780	55.542	55.881	114.0	8:35.303								
7	1	2:54.145	1:06.236	55.974	51.935	112.7	20:23.424								
1	1	2:55.175	1:07.857	54.284	53.034	112.0	2:55.175								
5	1	2:55.971	1:01.863	56.278	57.830	111.5	14:21.809								
6	1	3:07.470	1:05.635	1:00.245	1:01.590	104.7	17:29.279								



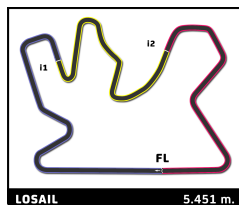
# 2025 QTCC 2K Round 1

## LIC Race 2

### Sector Analysis

— Invalidated Lap   ■ Personal Best   ■ Session Best   B Crossing the pit lane

Lap	D	Time	Sector 1	Sector 2	Sector 3	Kph	Elapsed	Lap	D	Time	Sector 1	Sector 2	Sector 3	Kph	Elapsed
<b>1</b> 1.Ghanim AL MADHEED Lotus Elise QTCC 2K								7 1 2:49.662 1:01.364 55.158 53.140 115.7 20:15.817							
8 1 2:22.897 51.524 47.029 44.344 137.3 21:36.423								3 1 2:52.356 1:00.848 55.851 55.657 113.9 8:34.206							
4 1 2:23.283 51.606 47.230 44.447 137.0 9:53.715								1 1 2:53.696 1:05.282 54.895 53.519 113.0 2:53.696							
9 1 2:23.578 52.256 46.927 44.395 136.7 24:00.001								5 1 2:57.027 1:00.521 57.919 58.587 110.9 14:18.581							
5 1 2:23.817 52.326 47.055 44.436 136.4 12:17.532								6 1 3:07.574 1:06.569 1:00.048 1:00.957 104.6 17:26.155							
10 1 2:24.162 52.011 47.104 45.047 136.1 26:24.163															
3 1 2:26.192 53.532 48.369 44.291 134.2 7:30.432															
2 1 2:26.557 52.708 48.528 45.321 133.9 5:04.240															
1 1 2:37.683 1:00.602 50.129 46.952 124.4 2:37.683															
7 1 3:22.201 1:25.188 1:02.274 54.739 97.0 19:13.526															
6 1 3:33.793 1:09.370 1:10.825 1:13.598 91.8 15:51.325															
<b>10</b> 1.Nasser SHEGHAIL Honda Civic QTCC 2K								4 1 2:47.294 1:00.302 55.459 51.533 117.3 11:22.302							
2 1 2:48.056 1:01.103 54.241 52.712 116.8 5:42.576								3 1 2:52.432 1:00.667 56.058 55.707 113.8 8:35.008							
3 1 2:52.432 1:00.667 56.058 55.707 113.8 8:35.008								1 1 2:54.520 1:05.724 55.107 53.689 112.4 2:54.520							
5 1 2:57.637 1:00.982 57.748 58.907 110.5 14:19.939								7 1 2:57.702 1:05.323 58.491 53.888 110.4 20:26.100							
8 1 3:02.152 1:05.257 59.156 57.739 107.7 23:28.252								6 1 3:08.459 1:06.585 1:00.354 1:01.520 104.1 17:28.398							
6 1 3:08.459 1:06.585 1:00.354 1:01.520 104.1 17:28.398								9 1 3:17.128 1:10.788 1:03.259 1:03.081 99.5 26:45.380							
9 1 3:17.128 1:10.788 1:03.259 1:03.081 99.5 26:45.380															
<b>5</b> 1.Ibrahim ABDULGHANI Honda S2000 QTCC 2K								<b>11</b> 1.Abdulaziz AL JABRI Honda Civic QTCC 2K							
4 1 2:28.647 54.127 48.581 45.939 132.0 10:07.019								10 1 2:31.428 54.709 49.254 47.465 129.6 26:55.940							
8 1 2:28.745 53.426 48.865 46.454 131.9 21:44.121								9 1 2:31.485 55.055 49.165 47.265 129.5 24:24.512							
5 1 2:28.964 53.794 48.644 46.526 131.7 12:35.983								2 1 2:33.807 55.706 49.696 48.405 127.6 5:14.181							
3 1 2:29.209 53.823 49.543 45.843 131.5 7:38.372								5 1 2:34.114 55.338 50.152 48.624 127.3 12:58.216							
10 1 2:29.328 54.690 48.940 45.698 131.4 26:56.637								8 1 2:34.289 55.125 50.174 48.990 127.2 21:53.027							
2 1 2:29.794 54.367 48.569 46.858 131.0 5:09.163								4 1 2:34.696 56.220 50.552 47.924 126.9 10:24.102							
1 1 2:39.369 59.184 50.946 49.239 123.1 2:39.369								3 1 2:35.225 55.580 50.390 49.255 126.4 7:49.406							
9 1 2:43.188 1:07.397 49.826 45.965 120.3 24:27.309								1 1 2:40.374 58.602 51.034 50.738 122.4 2:40.374							
6 1 3:18.886 57.286 1:07.034 1:14.566 98.7 15:54.869								6 1 3:01.340 56.265 51.153 1:13.922 108.2 15:59.556							
7 1 3:20.507 1:23.910 1:02.117 54.480 97.9 19:15.376								7 1 3:19.182 1:23.704 1:00.608 54.870 98.5 19:18.738							
<b>7</b> 1.Hussen AHMED Subaru BRZ QTCC 2K								<b>23</b> 1.Ibrahim AL MANNAI Toyota GT86 QTCC 2K							
8 1 2:33.985 56.274 50.478 47.233 127.4 21:54.336								10 1 2:29.208 53.921 48.699 46.588 131.5 26:49.107							
4 1 2:34.304 56.157 50.525 47.622 127.2 10:26.834								2 1 2:29.405 54.426 48.865 46.114 131.3 5:09.741							
3 1 2:35.109 56.481 51.084 47.544 126.5 7:52.530								3 1 2:29.580 53.598 50.007 45.975 131.2 7:39.321							
2 1 2:35.248 56.575 50.500 48.173 126.4 5:17.421								9 1 2:29.926 54.493 48.995 46.438 130.9 24:19.899							
10 1 2:35.302 56.393 50.904 48.005 126.4 27:05.747								4 1 2:29.943 53.771 49.237 46.935 130.9 10:09.264							
9 1 2:36.109 57.767 51.063 47.279 125.7 24:30.445								5 1 2:31.918 54.571 49.512 47.835 129.2 12:41.182							
5 1 2:38.862 56.550 50.555 51.757 123.5 13:05.696								8 1 2:32.548 55.289 51.074 46.185 128.6 21:49.973							
1 1 2:42.173 1:01.756 52.208 48.209 121.0 2:42.173								1 1 2:40.336 59.833 51.330 49.173 122.4 2:40.336							
6 1 2:55.491 1:03.953 54.182 57.356 111.8 16:01.187								6 1 3:15.201 59.606 1:00.700 1:14.895 100.5 15:56.383							
7 1 3:19.164 1:23.468 1:00.666 55.030 98.5 19:20.351								7 1 3:21.042 1:23.691 1:02.074 55.277 97.6 19:17.425							
<b>8</b> 1.Yousef AL JABRI Renault Clio QTCC 2K								<b>39</b> 1.Abdulla AL ABBASI Honda Civic QTCC 2K							
10 1 2:45.749 59.136 53.395 53.218 118.4 28:36.242								10 1 2:46.919 1:00.940 54.145 51.834 117.6 28:36.810							
8 1 2:47.061 59.972 54.084 53.005 117.5 23:02.878															
4 1 2:47.348 1:00.191 54.094 53.063 117.3 11:21.554															
9 1 2:47.615 59.673 54.652 53.290 117.1 25:50.493															
2 1 2:48.154 1:00.683 54.042 53.429 116.7 5:41.850															



# 2025 QTCC 2K Round 1

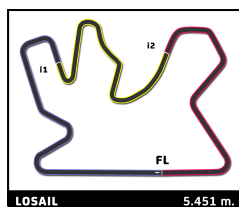
## LIC

### Race 2

## Sector Analysis

— Invalidated Lap    ■ Personal Best    ■ Session Best    B Crossing the pit lane

Lap	D	Time	Sector 1	Sector 2	Sector 3	Kph	Elapsed	Lap	D	Time	Sector 1	Sector 2	Sector 3	Kph	Elapsed
<div style="border: 1px solid black; padding: 5px; display: inline-block;">74</div> 1. Mansour AL HAJRI <span style="float: right;">Toyota GT86 QTCC 2K</span>															
2	1	2:48.396	1:00.872	54.254	53.270	116.5	5:45.071								
4	1	2:48.566	1:01.165	54.638	52.763	116.4	11:23.946								
8	1	2:49.167	1:01.574	54.629	52.964	116.0	23:00.703								
9	1	2:49.188	1:01.140	55.276	52.772	116.0	25:49.891								
3	1	2:50.309	1:01.886	54.495	53.928	115.2	8:35.380								
7	1	2:52.189	1:02.709	55.005	54.475	114.0	20:11.536								
5	1	2:55.667	1:00.904	55.181	59.582	111.7	14:19.613								
1	1	2:56.675	1:08.891	54.482	53.302	111.1	2:56.675								
6	1	2:59.734	1:06.031	59.159	54.544	109.2	17:19.347								
<div style="border: 1px solid black; padding: 5px; display: inline-block;">77</div> 1. Omran KARAMA <span style="float: right;">Toyota GT86 QTCC 2K</span>															
10	1	2:29.316	54.522	48.627	46.167	131.4	26:45.684								
8	1	2:30.002	53.920	49.985	46.097	130.8	21:46.340								
9	1	2:30.028	54.659	49.075	46.294	130.8	24:16.368								
3	1	2:30.114	54.606	49.251	46.257	130.7	7:35.708								
4	1	2:30.701	55.400	48.958	46.343	130.2	10:06.409								
5	1	2:30.949	55.252	49.045	46.652	130.0	12:37.358								
2	1	2:31.234	55.115	48.699	47.420	129.8	5:05.594								
1	1	2:34.360	58.012	49.960	46.388	127.1	2:34.360								
6	1	3:18.135	56.651	1:06.725	1:14.759	99.0	15:55.493								
7	1	3:20.845	1:23.930	1:02.174	54.741	97.7	19:16.338								
<div style="border: 1px solid black; padding: 5px; display: inline-block;">82</div> 1. Ahmed ALABBASI <span style="float: right;">Integra DC2 QTCC 2K</span>															
10	1	2:29.054	53.685	48.650	46.719	131.7	26:46.679								
8	1	2:29.595	53.633	49.304	46.658	131.2	21:47.097								
9	1	2:30.528	54.755	49.137	46.636	130.4	24:17.625								
4	1	2:31.036	54.377	49.107	47.552	129.9	10:16.816								
3	1	2:31.524	54.493	49.964	47.067	129.5	7:45.780								
5	1	2:31.640	54.918	48.932	47.790	129.4	12:48.456								
2	1	2:33.410	55.452	49.808	48.150	127.9	5:14.256								
1	1	2:40.846	59.648	51.739	49.459	122.0	2:40.846								
6	1	3:08.517	57.309	56.320	1:14.888	104.1	15:56.973								
7	1	3:20.529	1:23.876	1:01.703	54.950	97.9	19:17.502								
<div style="border: 1px solid black; padding: 5px; display: inline-block;">85</div> 1. Mohd AL MAHMOUD <span style="float: right;">Toyota GT86 QTCC 2K</span>															
10	1	2:32.508	55.623	50.113	46.772	128.7	26:56.509								
4	1	2:32.558	55.355	49.667	47.536	128.6	10:18.348								
9	1	2:32.860	55.619	50.220	47.021	128.4	24:24.001								
8	1	2:32.970	55.067	50.708	47.195	128.3	21:51.141								
3	1	2:33.434	56.191	49.914	47.329	127.9	7:45.790								
5	1	2:33.668	55.993	49.623	48.052	127.7	12:52.016								
2	1	2:34.908	57.768	49.881	47.259	126.7	5:12.356								
1	1	2:37.448	57.838	51.851	47.759	124.6	2:37.448								
6	1	3:05.988	56.429	54.235	1:15.324	105.5	15:58.004								
7	1	3:20.167	1:23.923	1:01.100	55.144	98.0	19:18.171								
<div style="border: 1px solid black; padding: 5px; display: inline-block;">86</div> 1. Khalifah AL MOHANNADI <span style="float: right;">Toyota GT86 QTCC 2K</span>															
4	1	2:45.509	1:01.217	52.141	52.151	118.6	11:14.317								
3	1	2:46.881	1:01.432	55.039	50.410	117.6	8:28.808								
2	1	2:48.192	1:02.127	52.902	53.163	116.7	5:41.927								
1	1	2:53.735	1:07.110	53.633	52.992	113.0	2:53.735								
<div style="border: 1px solid black; padding: 5px; display: inline-block;">89</div> 1. Ali EMADADHI <span style="float: right;">Acura RSX Type S QTCC 2K</span>															
4	1	2:27.470	53.091	48.163	46.216	133.1	10:04.400								
3	1	2:27.966	53.106	48.972	45.888	132.6	7:36.930								
5	1	2:28.182	53.217	48.212	46.753	132.4	12:32.582								
2	1	2:28.272	53.444	48.416	46.412	132.3	5:08.964								
9	1	2:28.705	53.423	49.017	46.265	132.0	24:12.816								
8	1	2:29.521	54.653	48.546	46.322	131.2	21:44.111								
10	1	2:30.208	53.304	50.020	46.884	130.6	26:43.024								
1	1	2:40.692	1:00.068	51.034	49.590	122.1	2:40.692								
7	1	3:20.739	1:24.149	1:01.930	54.660	97.8	19:14.590								
6	1	3:21.269	57.023	1:09.598	1:14.648	97.5	15:53.851								
<div style="border: 1px solid black; padding: 5px; display: inline-block;">90</div> 1. Ahmed AL EMADI <span style="float: right;">Honda s2000 QTCC 2K</span>															
5	1	2:27.252	53.171	48.426	45.655	133.3	12:28.511								
3	1	2:27.332	53.368	48.410	45.554	133.2	7:33.280								
4	1	2:27.979	53.566	48.693	45.720	132.6	10:01.259								
8	1	2:28.908	53.702	49.388	45.818	131.8	21:43.337								
9	1	2:29.414	54.004	49.072	46.338	131.3	24:12.751								
2	1	2:31.197	54.987	49.964	46.246	129.8	5:05.948								
1	1	2:34.751	58.831	49.924	45.996	126.8	2:34.751								
10	1	2:37.661	53.671	50.339	53.651	124.5	26:50.412								
7	1	3:21.565	1:24.784	1:01.848	54.933	97.4	19:14.429								
6	1	3:24.353	59.423	1:10.918	1:14.012	96.0	15:52.864								



## 2025 QTCC 2K Round 1

### LIC

### Race 2

## Sector Analysis

— Invalidated Lap    ■ Personal Best    ■ Session Best    B Crossing the pit lane

Lap	D	Time	Sector 1	Sector 2	Sector 3	Kph	Elapsed	Lap	D	Time	Sector 1	Sector 2	Sector 3	Kph	Elapsed
<b>91</b>		1.Muath AL MUFTAH <span style="float:right">Subaru BRZ QTCC 2K</span>													
2	1	2:34.606	55.451	51.119	48.036	126.9	5:18.503								
3	1	2:36.578	56.168	51.698	48.712	125.3	7:55.081								
4	1	2:37.032	56.447	51.555	49.030	125.0	10:32.113								
1	1	2:43.897	1:02.062	51.836	49.999	119.7	2:43.897								
5	1	7:17.827	B			44.8	17:49.940								
<b>92</b>		1.Abdulaziz AL SAYED <span style="float:right">Honda FD2 QTCC 2K</span>													
3	1	2:28.630	53.634	48.826	46.170	132.0	7:37.355								
4	1	2:28.658	53.234	48.421	47.003	132.0	10:06.013								
5	1	2:28.853	53.637	48.466	46.750	131.8	12:34.866								
2	1	2:29.283	53.578	48.672	47.033	131.5	5:08.725								
8	1	2:29.536	54.796	48.577	46.163	131.2	21:44.634								
10	1	2:31.936	55.007	48.659	48.270	129.2	26:59.660								
1	1	2:39.442	59.155	50.688	49.599	123.1	2:39.442								
9	1	2:43.090	1:07.837	49.029	46.224	120.3	24:27.724								
6	1	3:19.305	55.687	1:09.113	1:14.505	98.5	15:54.171								
7	1	3:20.927	1:24.211	1:02.050	54.666	97.7	19:15.098								
<b>96</b>		1.Abdulla ALI AL KHELAIFI <span style="float:right">Honda S2000 QTCC 2K</span>													
8	1	2:24.049	52.280	47.510	44.259	136.2	21:37.772								
5	1	2:24.352	52.536	47.409	44.407	135.9	12:18.749								
9	1	2:24.516	52.252	47.282	44.982	135.8	24:02.288								
3	1	2:24.643	52.258	47.923	44.462	135.7	7:29.230								
10	1	2:25.091	52.963	47.480	44.648	135.3	26:27.379								
4	1	2:25.167	52.617	48.019	44.531	135.2	9:54.397								
2	1	2:27.006	53.215	48.508	45.283	133.5	5:04.587								
1	1	2:37.581	59.552	50.414	47.615	124.5	2:37.581								
7	1	3:21.288	1:24.845	1:01.874	54.569	97.5	19:13.723								
6	1	3:33.686	1:08.640	1:10.898	1:14.148	91.8	15:52.435								
<b>99</b>		1.Mohammed EMADADHI <span style="float:right">Renault Clio RS QTCC 2K</span>													
8	1	2:42.614	58.801	52.729	51.084	120.7	23:06.038								
10	1	2:45.496	59.740	53.885	51.871	118.6	28:37.152								
9	1	2:45.618	59.085	53.268	53.265	118.5	25:51.656								
2	1	2:47.925	1:01.329	53.971	52.625	116.9	5:43.100								
4	1	2:50.535	1:01.906	55.385	53.244	115.1	11:25.838								
3	1	2:52.203	1:00.780	55.542	55.881	114.0	8:35.303								
7	1	2:54.145	1:06.236	55.974	51.935	112.7	20:23.424								
1	1	2:55.175	1:07.857	54.284	53.034	112.0	2:55.175								
5	1	2:55.971	1:01.863	56.278	57.830	111.5	14:21.809								
6	1	3:07.470	1:05.635	1:00.245	1:01.590	104.7	17:29.279								