

2025 QTCC 2K OFFICIAL TEST

LIC

QTCC 2K Final Entry List

List of competitors, drivers and cars allowed to take part

No Driver	Nat	Team	Car	Class
1 Ghanim AL MADHEED	QAT		Lotus Elise	QTCC 2K
5 Ibrahim ABDULGHANI	QAT		Honda S2000	QTCC 2K
7 Hussien AHMED	QAT			QTCC 2K
8 Yousef AL JABRI	QAT		Renault Clio	QTCC 2K
10 Nasser SHEGHAIL	QAT		Honda Civic	QTCC 2K
11 Abdulaziz AL JABRI	QAT		Honda Civic	QTCC 2K
39 Abdulla AL ABBASI	QAT			QTCC 2K
42 Ahmed ALASIRI	QAT		Honda Civic	QTCC 2K
74 Mansour AL HAJRI	QAT		Toyota GT86	QTCC 2K
77 Omran KARAMA	PAL		Toyota GT86	QTCC 2K
82 Ahmed ALABBASI	QAT		Integra DC2	QTCC 2K
85 Mohd AL MAHMOUD	QAT		Toyota GT86	QTCC 2K
86 Khalifah AL MOHANNADI	QAT			QTCC 2K
90 Ahmed AL EMADI	QAT		Honda s2000	QTCC 2K
91 Muath AL MUFTAH	QAT			QTCC 2K
92 Abdulaziz AL SAYED	QAT		Honda FD2	QTCC 2K
96 Abdulla ALI AL KHELAIPI	QAT		Honda S2000	QTCC 2K
100 Mohammed AL BUAINAIN	QAT		Honda Civic	QTCC 2K

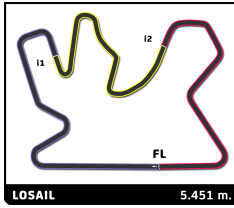
18 Competitors

The results are provisional until the end of the limit for protests and appeals.

The limit time for protest expires 30' after publication of results.-Time.....

Published at:

<p>Race Director Franck Vayssie</p>		<p>Timekeeper: Isaac Mulungi</p>	
--	---	---	---



2025 QTCC 2K OFFICIAL TEST

LIC

QTCC 2K Practice Session

Classification

No	Driver	Nat	Team	Car	Cl.	Time	Lap Total	Gap	Kph
1	1 Ghanim AL MADHEED	QAT		Lotus Elise	QTCC 2K	2:24.090	9 12	- -	136.2
2	42 Ahmed ALASIRI	QAT		Honda Civic	QTCC 2K	2:28.096	4 5	+4.006 +4.006	132.5
3	74 Mansour AL HAJRI	QAT		Toyota GT86	QTCC 2K	2:30.953	3 3	+6.863 +2.857	130.0
4	5 Ibrahim ABDULGHANI	QAT		Honda S2000	QTCC 2K	2:33.439	6 7	+9.349 +2.486	127.9
5	92 Abdulaziz AL SAYED	QAT		Honda FD2	QTCC 2K	2:33.607	10 11	+9.517 +0.168	127.8
6	7 Hussen AHMED	QAT			QTCC 2K	2:36.324	4 6	+12.234 +2.717	125.5
7	85 Mohd AL MAHMOUD	QAT		Toyota GT86	QTCC 2K	2:37.179	6 7	+13.089 +0.855	124.8
8	86 Khalifah AL MOHANNADI	QAT			QTCC 2K	2:42.699	4 5	+18.609 +5.520	120.6
9	91 Muath AL MUFTAH	QAT			QTCC 2K	2:42.720	6 7	+18.630 +0.021	120.6
10	8 Yousef AL JABRI	QAT		Renault Clio	QTCC 2K				
11	10 Nasser SHEGHAIL	QAT		Honda Civic	QTCC 2K				
12	11 Abdulaziz AL JABRI	QAT		Honda Civic	QTCC 2K				
13	39 Abdulla AL ABBASI	QAT			QTCC 2K		1		
14	77 Omran KARAMA	PAL		Toyota GT86	QTCC 2K				
15	82 Ahmed ALABBASI	QAT		Integra DC2	QTCC 2K				
16	90 Ahmed AL EMADI	QAT		Honda s2000	QTCC 2K				
17	96 Abdulla ALI AL KHELAIFI	QAT		Honda S2000	QTCC 2K		3		
18	100 Mohammed AL BUAINAIN	QAT		Honda Civic	QTCC 2K				

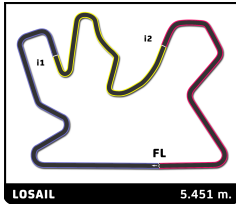
Fastest Lap: Lap 9 | Ghanim AL MADHEED | **2:24.090** | 136.2 Kph

The results are provisional until the end of the limit for protests and appeals.
The limit time for protest expires 30'after publication of results.-Time.....

Published at:

Track Status: **DRY**

<p>Race Director Franck Vayssie</p>		<p>Timekeeper: Isaac Mulungi</p>	
--	---	---	---



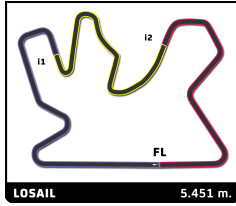
2025 QTCC 2K OFFICIAL TEST

LIC

QTCC 2K Practice Session

Best Sector Times

Sector 1		Sector 2		Sector 3		Ideal Lap	Best Lap		
Pos	No Driver	Time	No Driver	Time	No Driver			Time	
1	1 G.AL MADHEED	37.163	1 G.AL MADHEED	37.255	1 G.AL MADHEED	1:09.241	1 1 G.AL MADHEED	2:23.659	2:24.090 (1)
2	42 A.ALASIRI	37.966	42 A.ALASIRI	38.327	42 A.ALASIRI	1:11.803	2 42 A.ALASIRI	2:28.096	2:28.096 (2)
3	5 I.ABDULGHANI	39.253	5 I.ABDULGHANI	38.677	74 M.AL HAJRI	1:12.370	3 74 M.AL HAJRI	2:30.876	2:30.953 (3)
4	92 A.AL SAYED	39.407	74 M.AL HAJRI	38.926	92 A.AL SAYED	1:13.805	4 5 I.ABDULGHANI	2:31.865	2:33.439 (4)
5	74 M.AL HAJRI	39.580	96 A.ALI AL KHELAIFI	39.232	5 I.ABDULGHANI	1:13.935	5 92 A.AL SAYED	2:32.710	2:33.607 (5)
6	7 H.AHMED	40.929	92 A.AL SAYED	39.498	85 M.AL MAHMOUD	1:15.218	6 7 H.AHMED	2:36.219	2:36.324 (6)
7	85 M.AL MAHMOUD	41.295	85 M.AL MAHMOUD	39.753	7 H.AHMED	1:15.238	7 85 M.AL MAHMOUD	2:36.266	2:37.179 (7)
8	91 M.AL MUFTAH	41.721	7 H.AHMED	40.052	96 A.ALI AL KHELAIFI	1:16.097	8 96 A.ALI AL KHELAIFI	2:38.724	
9	86 K.AL MOHANNADI	42.080	91 M.AL MUFTAH	41.016	91 M.AL MUFTAH	1:18.332	9 91 M.AL MUFTAH	2:41.069	2:42.720 (9)
10	96 A.ALI AL KHELAIFI	43.395	86 K.AL MOHANNADI	41.375	86 K.AL MOHANNADI	1:18.769	10 86 K.AL MOHANNADI	2:42.224	2:42.699 (8)



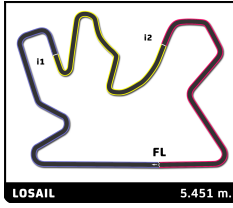
2025 QTCC 2K OFFICIAL TEST

LIC

After QTCC 2K Practice Session

Event maximum speed

No	Driver	Team	Car	Class	Top Speed	Lap	Session
92	Abdulaziz AL SAYED		Honda FD2	QTCC 2K	196.7	6	QTCC 2K Practice Sessic
1	Ghanim AL MADHEED		Lotus Elise	QTCC 2K	195.3	10	QTCC 2K Practice Sessic
42	Ahmed ALASIRI		Honda Civic	QTCC 2K	193.5	4	QTCC 2K Practice Sessic
91	Muath AL MUFTAH			QTCC 2K	187.2	7	QTCC 2K Practice Sessic
74	Mansour AL HAJRI		Toyota GT86	QTCC 2K	183.1	3	QTCC 2K Practice Sessic
5	Ibrahim ABDULGHANI		Honda S2000	QTCC 2K	182.1	4	QTCC 2K Practice Sessic
86	Khalifah AL MOHANNADI			QTCC 2K	181.2	4	QTCC 2K Practice Sessic
85	Mohd AL MAHMOUD		Toyota GT86	QTCC 2K	178.5	3	QTCC 2K Practice Sessic
7	Hussen AHMED			QTCC 2K	175.9	3	QTCC 2K Practice Sessic



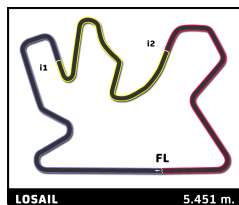
2025 QTCC 2K OFFICIAL TEST

LIC

QTCC 2K Practice Session

Fastest Lap Sequence

Elapsed	No	Driver	Team	Car	Class	Time	Kph	Lap
13:45.248	85	Mohd AL MAHMOUD		Toyota GT86	QTCC 2K	2:44.200	119.5	2
16:24.097	85	Mohd AL MAHMOUD		Toyota GT86	QTCC 2K	2:38.849	123.5	3
28:32.618	85	Mohd AL MAHMOUD		Toyota GT86	QTCC 2K	2:37.179	124.8	6
39:39.553	1	Ghanim AL MADHEED		Lotus Elise	QTCC 2K	2:32.154	129.0	2
42:04.944	1	Ghanim AL MADHEED		Lotus Elise	QTCC 2K	2:25.391	135.0	3
2:14:48.997	1	Ghanim AL MADHEED		Lotus Elise	QTCC 2K	2:24.090	136.2	9



2025 QTCC 2K OFFICIAL TEST

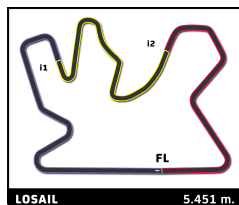
LIC

QTCC 2K Practice Session

Sector Analysis

— Invalidated Lap ■ Personal Best ■ Session Best B Crossing the pit lane

Lap D	Time	Sector 1	Sector 2	Sector 3	Kph	Elapsed	Lap D	Time	Sector 1	Sector 2	Sector 3	Kph	Elapsed		
1 1.Ghanim AL MADHEED Lotus Elise QTCC 2K							74 1.Mansour AL HAJRI Toyota GT86 QTCC 2K								
9	1	2:24.090	37.163	37.639	1:09.288	136.2	2:14:48.997	3	1	45:54.483	...	40.156	1:11.951	7.1	1:20:58.524
11	1	2:25.211	37.921	38.049	1:09.241	135.1	2:19:41.908	3	1	2:30.953	39.580	39.003	1:12.370	130.0	2:32:11.664
3	1	2:25.391	37.744	37.389	1:10.258	135.0	42:04.944	2	1	2:31.376	39.732	38.926	1:12.718	129.6	2:29:40.711
8	1	2:25.485	37.940	37.808	1:09.737	134.9	2:12:24.907	1	1	27:09.335	...	41.191	1:14.163	2.2	2:27:09.335
4	1	2:26.094	38.763	37.593	1:09.738	134.3	44:31.038	85 1.Mohd AL MAHMOUD Toyota GT86 QTCC 2K							
10	1	2:27.700	37.776	37.255	1:12.669	132.9	2:17:16.697	6	1	2:37.179	41.295	39.753	1:16.131	124.8	28:32.618
2	1	2:32.154	41.379	39.273	1:11.502	129.0	39:39.553	3	1	2:38.849	41.836	40.307	1:16.706	123.5	16:24.097
7	1	2:40.475	43.302	42.602	1:14.571	122.3	2:09:59.422	2	1	2:44.200	45.614	41.313	1:17.273	119.5	13:45.248
12	1	2:41.565	40.013	39.336	1:22.216	121.5	2:22:23.473	7	1	3:13.378	48.193	45.991	1:39.194	101.5	31:45.996
5	1	2:58.793	41.990	42.968	1:33.835	109.8	47:29.831	4	1	3:17.468	45.954	41.743	1:49.771	99.4	19:41.565
1	1	37:07.399	...	48.161	1:21.892	8.8	37:07.399	5	1	6:13.874	4:18.827	39.829	1:15.218	52.5	25:55.439
6	1	1:19:49.116	...	44.029	1:19.470	4.1	2:07:18.947	1	1	11:01.048	8:53.939	50.839	1:16.270	29.7	11:01.048
5 1.Ibrahim ABDULGHANI Honda S2000 QTCC 2K							86 1.Khalifah AL MOHANNADI QTCC 2K								
6	1	2:33.439	39.545	38.677	1:15.217	127.9	2:01:51.767	4	1	2:42.699	42.100	41.818	1:18.781	120.6	2:20:01.951
4	1	2:49.305	39.565	46.451	1:23.289	115.9	1:25:24.120	3	1	2:45.017	43.895	42.353	1:18.769	118.9	2:17:19.252
2	1	2:57.394	48.884	40.486	1:28.024	110.6	1:16:20.596	5	1	3:01.517	42.080	41.375	1:38.062	108.1	2:23:03.468
7	1	4:38.527	39.253	1:06.538	2:52.736	70.5	2:06:30.294	2	1	6:08.628	4:03.279	43.573	1:21.776	53.2	2:14:34.235
3	1	6:14.219	4:21.283	39.001	1:13.935	52.4	1:22:34.815	1	1	08:25.607	...	56.007	1:59.376	2.5	2:08:25.607
5	1	33:54.208	...	39.430	1:15.296	9.6	1:59:18.328	91 1.Muath AL MUFTAH QTCC 2K							
1	1	1:13:23.202	...	51.570	1:14.189	4.5	1:13:23.202	6	1	2:42.720	42.858	41.530	1:18.332	120.6	2:12:48.900
7 1.Hussen AHMED QTCC 2K							92 1.Abdulaziz AL SAYED Honda FD2 QTCC 2K								
4	1	2:36.324	41.034	40.052	1:15.238	125.5	46:41.052	10	1	2:33.607	39.407	40.271	1:13.929	127.8	2:23:08.230
2	1	2:38.768	41.727	40.112	1:16.929	123.6	41:25.616	7	1	2:33.941	40.457	39.679	1:13.805	127.5	2:15:15.876
3	1	2:39.112	40.929	40.194	1:17.989	123.3	44:04.728	8	1	2:34.418	39.821	40.547	1:14.050	127.1	2:17:50.294
5	1	3:34.922	52.361	51.113	1:51.448	91.3	50:15.974	6	1	2:34.665	40.243	39.498	1:14.924	126.9	2:12:41.935
6	1	28:20.765	...	48.777	1:41.892	11.5	1:18:36.739	3	1	2:37.229	40.757	40.718	1:15.754	124.8	1:23:15.498
1	1	38:46.848	...	46.348	1:18.560	8.4	38:46.848	9	1	2:44.329	39.657	45.279	1:19.393	119.4	2:20:34.623
39 1.Abdulla AL ABBASI QTCC 2K							92 1.Abdulaziz AL SAYED Honda FD2 QTCC 2K								
1	1	29:34.076	...	48.344	2:43.487	11.1	29:34.076	4	1	2:49.648	40.137	40.478	1:29.033	115.7	1:26:05.146
42 1.Ahmed ALASIRI Honda Civic QTCC 2K															
4	1	2:28.096	37.966	38.327	1:11.803	132.5	1:23:26.620								
2	1	3:23.520	44.120	48.859	1:50.541	96.4	35:04.041								
5	1	3:25.944	44.400	1:02.954	1:38.590	95.3	1:26:52.564								
1	1	31:40.521	...	47.286	1:21.400	10.3	31:40.521								



2025 QTCC 2K OFFICIAL TEST

LIC

QTCC 2K Practice Session

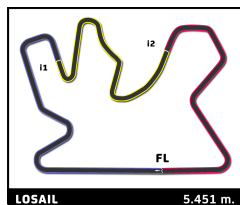
Sector Analysis

— Invalidated Lap ■ Personal Best ■ Session Best B Crossing the pit lane

Lap	D	Time	Sector 1	Sector 2	Sector 3	Kph	Elapsed	Lap	D	Time	Sector 1	Sector 2	Sector 3	Kph	Elapsed
11	1	3:06.966 B	42.213	44.280	1:40.473	105.0	2:26:15.196								
2	1	30:40.793	...	52.734	1:47.902	10.7	1:20:38.269								
5	1	44:02.124	...	41.815	1:15.331	7.4	2:10:07.270								
1	1	49:57.476 B	...	1:05.637	1:57.824	6.5	49:57.476								

96	1. Abdulla ALI AL KHELAIFI		Honda S2000	
			QTCC 2K	

2	1	2:48.900 B	43.395	39.232	1:26.273	116.2	13:50.162
3	1	10:15.957 B	8:14.106	39.830	1:22.021	31.9	24:06.119
1	1	11:01.262	8:49.142	56.023	1:16.097	29.7	11:01.262



2025 QTCC 2K OFFICIAL TEST

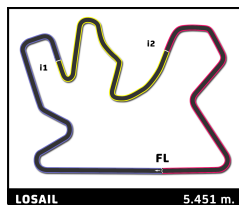
LIC

QTCC 2K Practice Session

Sector Analysis

— Invalidated Lap ■ Personal Best ■ Session Best B Crossing the pit lane

Lap D	Time	Sector 1	Sector 2	Sector 3	Kph	Elapsed	Lap D	Time	Sector 1	Sector 2	Sector 3	Kph	Elapsed
1 1.Ghanim AL MADHEED Lotus Elise QTCC 2K							3 1 45:54.483 ... 40.156 1:11.951 7.1 1:20:58.524						
9 1	2:24.090	37.163	37.639	1:09.288	136.2	2:14:48.997	74 1.Mansour AL HAJRI Toyota GT86 QTCC 2K						
11 1	2:25.211	37.921	38.049	1:09.241	135.1	2:19:41.908	3 1	2:30.953	39.580	39.003	1:12.370	130.0	2:32:11.664
3 1	2:25.391	37.744	37.389	1:10.258	135.0	42:04.944	2 1	2:31.376	39.732	38.926	1:12.718	129.6	2:29:40.711
8 1	2:25.485	37.940	37.808	1:09.737	134.9	2:12:24.907	1 1	2:27:09.335	...	41.191	1:14.163	2.2	2:27:09.335
4 1	2:26.094	38.763	37.593	1:09.738	134.3	44:31.038	85 1.Mohd AL MAHMOUD Toyota GT86 QTCC 2K						
10 1	2:27.700	37.776	37.255	1:12.669	132.9	2:17:16.697	6 1	2:37.179	41.295	39.753	1:16.131	124.8	28:32.618
2 1	2:32.154	41.379	39.273	1:11.502	129.0	39:39.553	3 1	2:38.849	41.836	40.307	1:16.706	123.5	16:24.097
7 1	2:40.475	43.302	42.602	1:14.571	122.3	2:09:59.422	2 1	2:44.200	45.614	41.313	1:17.273	119.5	13:45.248
12 1	2:41.565 B	40.013	39.336	1:22.216	121.5	2:22:23.473	7 1	3:13.378 B	48.193	45.991	1:39.194	101.5	31:45.996
5 1	2:58.793 B	41.990	42.968	1:33.835	109.8	47:29.831	4 1	3:17.468 B	45.954	41.743	1:49.771	99.4	19:41.565
1 1	37:07.399	...	48.161	1:21.892	8.8	37:07.399	5 1	6:13.874	4:18.827	39.829	1:15.218	52.5	25:55.439
6 1	1:19:49.116	...	44.029	1:19.470	4.1	2:07:18.947	1 1	11:01.048	8:53.939	50.839	1:16.270	29.7	11:01.048
5 1.Ibrahim ABDULGHANI Honda S2000 QTCC 2K							86 1.Khalifah AL MOHANNADI QTCC 2K						
6 1	2:33.439	39.545	38.677	1:15.217	127.9	2:01:51.767	4 1	2:42.699	42.100	41.818	1:18.781	120.6	2:20:01.951
4 1	2:49.305 B	39.565	46.451	1:23.289	115.9	1:25:24.120	3 1	2:45.017	43.895	42.353	1:18.769	118.9	2:17:19.252
2 1	2:57.394 B	48.884	40.486	1:28.024	110.6	1:16:20.596	5 1	3:01.517 B	42.080	41.375	1:38.062	108.1	2:23:03.468
7 1	4:38.527 B	39.253	1:06.538	2:52.736	70.5	2:06:30.294	2 1	6:08.628	4:03.279	43.573	1:21.776	53.2	2:14:34.235
3 1	6:14.219	4:21.283	39.001	1:13.935	52.4	1:22:34.815	1 1	08:25.607 B	...	56.007	1:59.376	2.5	2:08:25.607
5 1	33:54.208	...	39.430	1:15.296	9.6	1:59:18.328	91 1.Muath AL MUFTAH QTCC 2K						
1 1	1:13:23.202	...	51.570	1:14.189	4.5	1:13:23.202	6 1	2:42.720	42.858	41.530	1:18.332	120.6	2:12:48.900
7 1.Hussen AHMED QTCC 2K							2 1	2:44.733	42.506	41.016	1:21.211	119.1	1:57:45.657
4 1	2:36.324	41.034	40.052	1:15.238	125.5	46:41.052	5 1	2:46.574	43.357	43.436	1:19.781	117.8	2:10:06.180
2 1	2:38.768	41.727	40.112	1:16.929	123.6	41:25.616	3 1	3:01.289 B	41.721	41.542	1:38.026	108.2	2:00:46.946
3 1	2:39.112	40.929	40.194	1:17.989	123.3	44:04.728	7 1	3:40.682 B	50.605	53.876	1:56.201	88.9	2:16:29.582
5 1	3:34.922 B	52.361	51.113	1:51.448	91.3	50:15.974	4 1	6:32.660	4:29.113	44.417	1:19.130	50.0	2:07:19.606
6 1	28:20.765 B	...	48.777	1:41.892	11.5	1:18:36.739	1 1	1:55:00.924	...	45.875	1:23.536	2.8	1:55:00.924
1 1	38:46.848	...	46.348	1:18.560	8.4	38:46.848	92 1.Abdulaziz AL SAYED Honda FD2 QTCC 2K						
39 1.Abdulla AL ABBASI QTCC 2K							10 1	2:33.607	39.407	40.271	1:13.929	127.8	2:23:08.230
1 1	29:34.076 B	...	48.344	2:43.487	11.1	29:34.076	7 1	2:33.941	40.457	39.679	1:13.805	127.5	2:15:15.876
42 1.Ahmed ALASIRI Honda Civic QTCC 2K							8 1	2:34.418	39.821	40.547	1:14.050	127.1	2:17:50.294
4 1	2:28.096	37.966	38.327	1:11.803	132.5	1:23:26.620	6 1	2:34.665	40.243	39.498	1:14.924	126.9	2:12:41.935
2 1	3:23.520 B	44.120	48.859	1:50.541	96.4	35:04.041	3 1	2:37.229	40.757	40.718	1:15.754	124.8	1:23:15.498
5 1	3:25.944 B	44.400	1:02.954	1:38.590	95.3	1:26:52.564	9 1	2:44.329	39.657	45.279	1:19.393	119.4	2:20:34.623
1 1	31:40.521	...	47.286	1:21.400	10.3	31:40.521	4 1	2:49.648 B	40.137	40.478	1:29.033	115.7	1:26:05.146



2025 QTCC 2K OFFICIAL TEST

LIC

QTCC 2K Practice Session

Sector Analysis

— Invalidated Lap ■ Personal Best ■ Session Best B Crossing the pit lane

Lap	D	Time	Sector 1	Sector 2	Sector 3	Kph	Elapsed	Lap	D	Time	Sector 1	Sector 2	Sector 3	Kph	Elapsed
11	1	3:06.966 B	42.213	44.280	1:40.473	105.0	2:26:15.196								
2	1	30:40.793	...	52.734	1:47.902	10.7	1:20:38.269								
5	1	44:02.124	...	41.815	1:15.331	7.4	2:10:07.270								
1	1	49:57.476 B	...	1:05.637	1:57.824	6.5	49:57.476								

96

1. Abdulla ALI AL KHELAIFI

Honda S2000
QTCC 2K

2	1	2:48.900 B	43.395	39.232	1:26.273	116.2	13:50.162
3	1	10:15.957 B	8:14.106	39.830	1:22.021	31.9	24:06.119
1	1	11:01.262	8:49.142	56.023	1:16.097	29.7	11:01.262