

## 2025 QSSP 300 Round 2

LIC

Final Entry List

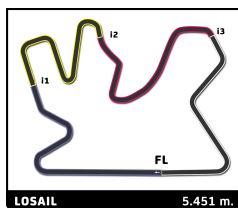
List of competitors, riders and bikes allowed to take part

No Rider	Nat	Team	Bike	Class
6 Andrea GIACCHERO	ITA		KAWASAKI 300	QSSP 300
7 Jake FRANKLIN	GBR		KAWASAKI 300	QSSP 300
9 Mohammed AL MUTAWA	QAT		KAWASAKI 300	QSSP 300
12 Mahmoud ELBANNA	EGY		KAWASAKI 300	QSSP 300
26 Abedini AREZOO	IRN		KAWASAKI 300	QSSP 300
27 Johann ZAHREN	MAL		KAWASAKI 300	QSSP 300
95 Kamal NAVAS	IND		KAWASAKI 300	QSSP 300

7 Competitors

The results are provisional until the end of the limit for protests and appeals.  
The limit time for protest expires 30' after publication of results.-Time.....  
Published at: .....

<p><b>Race Director</b> Franck Vayssie</p>		<p><b>Timekeeper:</b> Isaac Mulungi</p>	
--	---	---	---



## 2025 QSSP 300 Round 2

LIC

Free Practice

Classification

No	Rider	Nat	Team	Bike	Tires	Cl.	Time	Lap	Total	Gap	Kph
1	12 Mahmoud ELBANNA	EGY		KAWASAKI 300	QSSP 300		<b>2:22.776</b>	8	9	-	137.4
2	9 Mohammed AL MUTAWA	QAT		KAWASAKI 300	QSSP 300		<b>2:25.149</b>	8	8	+2.373	135.2
3	27 Johann ZAHREN	MAL		KAWASAKI 300	QSSP 300		<b>2:25.440</b>	7	8	+2.664	134.9
4	7 Jake FRANKLIN	GBR		KAWASAKI 300	QSSP 300		<b>2:27.157</b>	6	8	+4.381	133.4
5	6 Andrea GIACCHERO	ITA		KAWASAKI 300	QSSP 300		<b>2:27.468</b>	6	8	+4.692	133.1
6	26 Abedini AREZOO	IRN		KAWASAKI 300	QSSP 300		<b>2:31.468</b>	5	8	+8.692	129.6
7	95 Kamal NAVAS	IND		KAWASAKI 300	QSSP 300				2		

**Fastest Lap:** Lap 8 | Mahmoud ELBANNA | **2:22.776** | 137.4 Kph

The results are provisional until the end of the limit for protests and appeals.  
The limit time for protest expires 30' after publication of results.-Time.....

Published at: .....

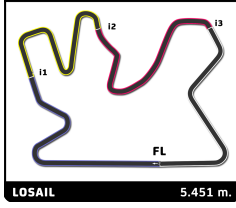
Track Status: **DRY**

**Race Director**  
Franck Vayssie



**Timekeeper:**  
Isaac Mulungi





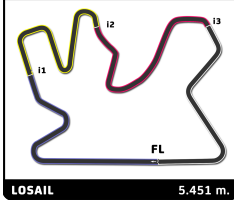
## 2025 QSSP 300 Round 2

LIC

Free Practice

Best Sector Times

Sector 1			Sector 2			Sector 3			Ideal Lap	Best Lap	
Pos	No Rider	Time	No Rider	Time	No Rider	Time	Pos	No Rider			
1	12 M.ELBANNA	37.685	12 M.ELBANNA	36.057	12 M.ELBANNA	33.422	1	12 M.ELBANNA	2:22.608	2:22.776	(1)
2	9 M.AL MUTAWA	37.925	9 M.AL MUTAWA	36.764	27 J.ZAHREN	33.865	2	9 M.AL MUTAWA	2:24.994	2:25.149	(2)
3	7 J.FRANKLIN	37.945	6 A.GIACCHERO	37.392	9 M.AL MUTAWA	34.282	3	27 J.ZAHREN	2:25.440	2:25.440	(3)
4	27 J.ZAHREN	38.112	27 J.ZAHREN	37.408	7 J.FRANKLIN	34.488	4	7 J.FRANKLIN	2:26.242	2:27.157	(4)
5	6 A.GIACCHERO	38.352	7 J.FRANKLIN	37.530	6 A.GIACCHERO	34.665	5	6 A.GIACCHERO	2:26.982	2:27.468	(5)
6	26 A.AREZOO	38.518	95 K.NAVAS	38.890	95 K.NAVAS	35.191	6	26 A.AREZOO	2:31.108	2:31.468	(6)



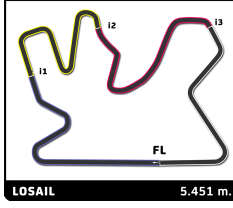
## 2025 QSSP 300 Round 2

LIC

After Free Practice

Event maximum speed

No Rider	Team	Bike	Class	Top Speed	Lap	Session
9 Mohammed AL MUTAWA		KAWASAKI 300	QSSP 300	<b>190.8</b>	3	Free Practice
26 Abedini AREZOO		KAWASAKI 300	QSSP 300	<b>188.5</b>	2	Free Practice
6 Andrea GIACCHERO		KAWASAKI 300	QSSP 300	<b>187.8</b>	7	Free Practice
7 Jake FRANKLIN		KAWASAKI 300	QSSP 300	<b>186.5</b>	6	Free Practice
12 Mahmoud ELBANNA		KAWASAKI 300	QSSP 300	<b>185.2</b>	3	Free Practice
27 Johann ZAHREN		KAWASAKI 300	QSSP 300	<b>184.9</b>	7	Free Practice



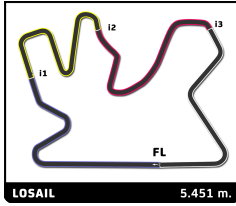
## 2025 QSSP 300 Round 2

LIC

Free Practice

Fastest Lap Sequence

Elapsed	No Rider	Team	Bike	Class	Time	Kph	Lap
5:16.298	12 Mahmoud ELBANNA		KAWASAKI 300	QSSP 300	<b>2:27.215</b>	133.3	2
7:40.949	12 Mahmoud ELBANNA		KAWASAKI 300	QSSP 300	<b>2:24.651</b>	135.7	3
10:04.520	12 Mahmoud ELBANNA		KAWASAKI 300	QSSP 300	<b>2:23.571</b>	136.7	4
17:15.048	12 Mahmoud ELBANNA		KAWASAKI 300	QSSP 300	<b>2:23.165</b>	137.1	7
19:37.824	12 Mahmoud ELBANNA		KAWASAKI 300	QSSP 300	<b>2:22.776</b>	137.4	8



## 2025 QSSP 300 Round 2

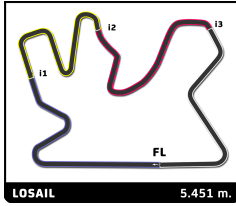
LIC

Free Practice

### Sector Analysis

— Invalidated Lap    ■ Personal Best    ■ Session Best    B Crossing the pit lane

Lap	R	Time	Sector 1	Sector 2	Sector 3	Kph	Elapsed	Lap	R	Time	Sector 1	Sector 2	Sector 3	Kph	Elapsed
<b>6</b> 1.Andrea GIACCHERO KAWASAKI 300 QSSP 300								<b>26</b> 1.Abedini AREZOO KAWASAKI 300 QSSP 300							
6	1	2:27.468	38.426	37.471	34.773	133.1	15:45.594	5	1	2:31.468	38.871	38.901	36.209	129.6	13:32.663
5	1	2:27.501	38.673	37.392	34.676	133.0	13:18.126	3	1	2:31.815	38.530	38.900	36.529	129.3	8:28.365
8	1	2:27.556	38.352	37.769	34.800	133.0	20:41.026	6	1	2:32.162	38.648	38.894	36.347	129.0	16:04.825
7	1	2:27.876	38.483	38.059	34.665	132.7	18:13.470	8	1	2:32.268	38.712	39.257	36.403	128.9	21:11.021
3	1	2:28.612	38.807	37.857	35.375	132.0	8:17.852	4	1	2:32.830	38.574	38.927	37.346	128.4	11:01.195
4	1	2:32.773	38.402	39.946	36.285	128.4	10:50.625	2	1	2:33.907	39.005	40.119	37.003	127.5	5:56.550
2	1	2:33.027	38.866	41.063	36.247	128.2	5:49.240	7	1	2:33.928	38.518	39.129	36.457	127.5	18:38.753
1	1	3:16.213	1:22.849	38.826	35.872	100.0	3:16.213	1	1	3:22.643	1:24.990	41.493	37.649	96.8	3:22.643
<b>7</b> 1.Jake FRANKLIN KAWASAKI 300 QSSP 300								<b>27</b> 1.Johann ZAHREN KAWASAKI 300 QSSP 300							
6	1	2:27.157	37.945	37.530	34.846	133.4	15:45.917	7	1	2:25.440	38.112	37.408	33.865	134.9	17:49.792
7	1	2:27.701	38.240	38.174	34.695	132.9	18:13.618	5	1	2:25.804	38.116	37.487	34.016	134.6	12:56.734
5	1	2:27.710	37.987	37.858	34.921	132.9	13:18.760	8	1	2:26.702	38.639	37.637	34.220	133.8	20:16.494
3	1	2:28.415	38.429	37.937	35.314	132.2	8:22.315	3	1	2:26.776	38.246	37.574	34.496	133.7	8:03.917
8	1	2:28.501	39.703	37.816	34.703	132.1	20:42.119	4	1	2:27.013	38.318	38.044	34.414	133.5	10:30.930
4	1	2:28.735	38.290	37.611	34.488	131.9	10:51.050	6	1	2:27.618	38.691	38.107	34.399	132.9	15:24.352
2	1	2:32.475	39.276	40.037	35.751	128.7	5:53.900	2	1	2:28.209	39.152	37.959	34.626	132.4	5:37.141
1	1	3:21.425	1:19.063	43.843	37.481	97.4	3:21.425	1	1	3:08.932	1:13.180	42.434	35.797	103.9	3:08.932
<b>9</b> 1.Mohammed AL MUTAWA KAWASAKI 300 QSSP 300								<b>95</b> 1.Kamal NAVAS KAWASAKI 300 QSSP 300							
8	1	2:25.149	38.053	36.764	34.282	135.2	20:27.948	1	1	2:42.332 B	36.377	38.890	35.191	120.9	2:42.332
7	1	2:25.727	38.047	37.088	34.569	134.7	18:02.799	2	1	21:19.708 B	5:12.593			15.3	24:02.040
5	1	2:25.903	38.096	37.142	34.504	134.5	13:10.714								
6	1	2:26.358	37.925	37.350	34.732	134.1	15:37.072								
4	1	2:27.050	38.544	37.234	34.812	133.4	10:44.811								
3	1	2:27.251	38.299	37.623	34.584	133.3	8:17.761								
2	1	2:29.629	39.020	38.400	35.495	131.1	5:50.510								
1	1	3:20.881	1:24.079	41.509	37.253	97.7	3:20.881								
<b>12</b> 1.Mahmoud ELBANNA KAWASAKI 300 QSSP 300															
8	1	2:22.776	37.685	36.057	33.590	137.4	19:37.824								
9	1	2:22.995	37.727	36.311	33.422	137.2	22:00.819								
7	1	2:23.165	37.894	36.203	33.468	137.1	17:15.048								
4	1	2:23.571	37.718	36.594	33.751	136.7	10:04.520								
5	1	2:23.583	37.815	36.589	33.693	136.7	12:28.103								
6	1	2:23.780	37.821	36.425	33.922	136.5	14:51.883								
3	1	2:24.651	38.064	36.816	34.131	135.7	7:40.949								
2	1	2:27.215	38.674	37.882	34.514	133.3	5:16.298								
1	1	2:49.083	55.080	41.101	35.531	116.1	2:49.083								



## 2025 QSSP 300 Round 2

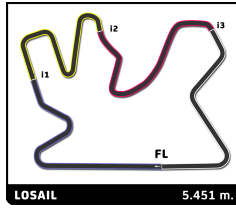
LIC

Free Practice

### Sector Analysis

— Invalidated Lap   ■ Personal Best   ■ Session Best   B Crossing the pit lane

Lap	R	Time	Sector 1	Sector 2	Sector 3	Kph	Elapsed	Lap	R	Time	Sector 1	Sector 2	Sector 3	Kph	Elapsed
<b>6</b> 1.Andrea GIACCHERO KAWASAKI 300 QSSP 300								<b>26</b> 1.Abedini AREZOO KAWASAKI 300 QSSP 300							
6	1	2:27.468	38.426	37.471	34.773	133.1	15:45.594	5	1	2:31.468	38.871	38.901	36.209	129.6	13:32.663
5	1	2:27.501	38.673	37.392	34.676	133.0	13:18.126	3	1	2:31.815	38.530	38.900	36.529	129.3	8:28.365
8	1	2:27.556	38.352	37.769	34.800	133.0	20:41.026	6	1	2:32.162	38.648	38.894	36.347	129.0	16:04.825
7	1	2:27.876	38.483	38.059	34.665	132.7	18:13.470	8	1	2:32.268	38.712	39.257	36.403	128.9	21:11.021
3	1	2:28.612	38.807	37.857	35.375	132.0	8:17.852	4	1	2:32.830	38.574	38.927	37.346	128.4	11:01.195
4	1	2:32.773	38.402	39.946	36.285	128.4	10:50.625	2	1	2:33.907	39.005	40.119	37.003	127.5	5:56.550
2	1	2:33.027	38.866	41.063	36.247	128.2	5:49.240	7	1	2:33.928	38.518	39.129	36.457	127.5	18:38.753
1	1	3:16.213	1:22.849	38.826	35.872	100.0	3:16.213	1	1	3:22.643	1:24.990	41.493	37.649	96.8	3:22.643
<b>7</b> 1.Jake FRANKLIN KAWASAKI 300 QSSP 300								<b>27</b> 1.Johann ZAHREN KAWASAKI 300 QSSP 300							
6	1	2:27.157	37.945	37.530	34.846	133.4	15:45.917	7	1	2:25.440	38.112	37.408	33.865	134.9	17:49.792
7	1	2:27.701	38.240	38.174	34.695	132.9	18:13.618	5	1	2:25.804	38.116	37.487	34.016	134.6	12:56.734
5	1	2:27.710	37.987	37.858	34.921	132.9	13:18.760	8	1	2:26.702	38.639	37.637	34.220	133.8	20:16.494
3	1	2:28.415	38.429	37.937	35.314	132.2	8:22.315	3	1	2:26.776	38.246	37.574	34.496	133.7	8:03.917
8	1	2:28.501	39.703	37.816	34.703	132.1	20:42.119	4	1	2:27.013	38.318	38.044	34.414	133.5	10:30.930
4	1	2:28.735	38.290	37.611	34.488	131.9	10:51.050	6	1	2:27.618	38.691	38.107	34.399	132.9	15:24.352
2	1	2:32.475	39.276	40.037	35.751	128.7	5:53.900	2	1	2:28.209	39.152	37.959	34.626	132.4	5:37.141
1	1	3:21.425	1:19.063	43.843	37.481	97.4	3:21.425	1	1	3:08.932	1:13.180	42.434	35.797	103.9	3:08.932
<b>9</b> 1.Mohammed AL MUTAWA KAWASAKI 300 QSSP 300								<b>95</b> 1.Kamal NAVAS KAWASAKI 300 QSSP 300							
8	1	2:25.149	38.053	36.764	34.282	135.2	20:27.948	1	1	2:42.332 B	36.377	38.890	35.191	120.9	2:42.332
7	1	2:25.727	38.047	37.088	34.569	134.7	18:02.799	2	1	21:19.708 B	5:12.593			15.3	24:02.040
5	1	2:25.903	38.096	37.142	34.504	134.5	13:10.714								
6	1	2:26.358	37.925	37.350	34.732	134.1	15:37.072								
4	1	2:27.050	38.544	37.234	34.812	133.4	10:44.811								
3	1	2:27.251	38.299	37.623	34.584	133.3	8:17.761								
2	1	2:29.629	39.020	38.400	35.495	131.1	5:50.510								
1	1	3:20.881	1:24.079	41.509	37.253	97.7	3:20.881								
<b>12</b> 1.Mahmoud ELBANNA KAWASAKI 300 QSSP 300															
8	1	2:22.776	37.685	36.057	33.590	137.4	19:37.824								
9	1	2:22.995	37.727	36.311	33.422	137.2	22:00.819								
7	1	2:23.165	37.894	36.203	33.468	137.1	17:15.048								
4	1	2:23.571	37.718	36.594	33.751	136.7	10:04.520								
5	1	2:23.583	37.815	36.589	33.693	136.7	12:28.103								
6	1	2:23.780	37.821	36.425	33.922	136.5	14:51.883								
3	1	2:24.651	38.064	36.816	34.131	135.7	7:40.949								
2	1	2:27.215	38.674	37.882	34.514	133.3	5:16.298								
1	1	2:49.083	55.080	41.101	35.531	116.1	2:49.083								



## 2025 QSSP 300 Round 2

LIC

Qualifying Practice

Classification

No	Rider	Nat	Team	Bike	Tires	Cl.	Time	Lap Total	Gap	Kph
1	12 Mahmoud ELBANNA	EGY		KAWASAKI 300	QSSP 300		<b>2:21.455</b>	6 8	- -	<b>138.7</b>
2	27 Johann ZAHREN	MAL		KAWASAKI 300	QSSP 300		<b>2:23.384</b>	5 8	+1.929 +1.929	<b>136.9</b>
3	7 Jake FRANKLIN	GBR		KAWASAKI 300	QSSP 300		<b>2:23.813</b>	5 7	+2.358 +0.429	<b>136.5</b>
4	9 Mohammed AL MUTAWA	QAT		KAWASAKI 300	QSSP 300		<b>2:23.856</b>	4 8	+2.401 +0.043	<b>136.4</b>
5	6 Andrea GIACCHERO	ITA		KAWASAKI 300	QSSP 300		<b>2:23.958</b>	8 8	+2.503 +0.102	<b>136.3</b>
6	95 Kamal NAVAS	IND		KAWASAKI 300	QSSP 300		<b>2:26.699</b>	8 8	+5.244 +2.741	<b>133.8</b>
7	26 Abedini AREZOO	IRN		KAWASAKI 300	QSSP 300		<b>2:28.002</b>	8 8	+6.547 +1.303	<b>132.6</b>

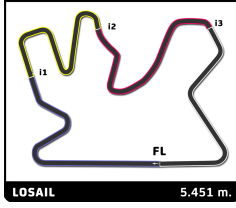
**Fastest Lap:** Lap 6 | Mahmoud ELBANNA | **2:21.455** | 138.7 Kph

The results are provisional until the end of the limit for protests and appeals.  
The limit time for protest expires 30' after publication of results.-Time.....

Published at: .....

Track Status: **DRY**

<p><b>Race Director</b> Franck Vayssie</p>		<p><b>Timekeeper:</b> Isaac Mulungi</p>	
--	---	---	---



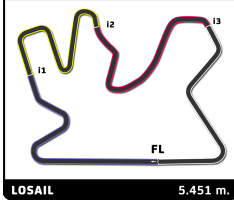
## 2025 QSSP 300 Round 2

LIC

Qualifying Practice

Best Sector Times

Sector 1			Sector 2			Sector 3			Ideal Lap	Best Lap					
Pos	No	Rider	Time	No	Rider	Time	No	Rider				Time			
1	12	M.ELBANNA	37.319	12	M.ELBANNA	35.784	12	M.ELBANNA	33.068	1	12	M.ELBANNA	2:21.169	2:21.455	(1)
2	27	J.ZAHREN	37.494	7	J.FRANKLIN	36.390	9	M.AL MUTAWA	33.407	2	27	J.ZAHREN	2:23.226	2:23.384	(2)
3	7	J.FRANKLIN	37.566	9	M.AL MUTAWA	36.452	27	J.ZAHREN	33.537	3	9	M.AL MUTAWA	2:23.249	2:23.856	(4)
4	9	M.AL MUTAWA	37.700	27	J.ZAHREN	36.487	6	A.GIACCHERO	33.755	4	6	A.GIACCHERO	2:23.778	2:23.958	(5)
5	6	A.GIACCHERO	37.716	6	A.GIACCHERO	36.491	7	J.FRANKLIN	33.988	5	7	J.FRANKLIN	2:23.781	2:23.813	(3)
6	26	A.AREZOO	38.093	95	K.NAVAS	37.327	95	K.NAVAS	34.030	6	95	K.NAVAS	2:26.227	2:26.699	(6)
7	95	K.NAVAS	38.315	26	A.AREZOO	37.834	26	A.AREZOO	35.430	7	26	A.AREZOO	2:28.002	2:28.002	(7)



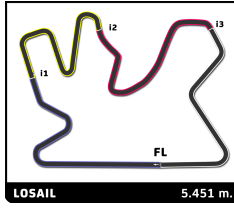
## 2025 QSSP 300 Round 2

LIC

After Qualifying Practice

Event maximum speed

No Rider	Team	Bike	Class	Top Speed	Lap	Session
9 Mohammed AL MUTAWA		KAWASAKI 300	QSSP 300	<b>190.8</b>	3	Free Practice
26 Abedini AREZOO		KAWASAKI 300	QSSP 300	<b>188.5</b>	2	Free Practice
6 Andrea GIACCHERO		KAWASAKI 300	QSSP 300	<b>187.8</b>	7	Free Practice
27 Johann ZAHREN		KAWASAKI 300	QSSP 300	<b>187.5</b>	6	Qualifying Practice
12 Mahmoud ELBANNA		KAWASAKI 300	QSSP 300	<b>187.2</b>	4	Qualifying Practice
7 Jake FRANKLIN		KAWASAKI 300	QSSP 300	<b>186.5</b>	6	Free Practice
95 Kamal NAVAS		KAWASAKI 300	QSSP 300	<b>184.9</b>	6	Qualifying Practice



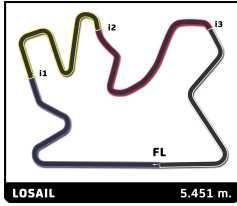
## 2025 QSSP 300 Round 2

LIC

Qualifying Practice

Fastest Lap Sequence

Elapsed	No Rider	Team	Bike	Class	Time	Kph	Lap
5:46.882	9 Mohammed AL MUTAWA		KAWASAKI 300	QSSP 300	<b>2:24.686</b>	135.6	2
5:56.822	12 Mahmoud ELBANNA		KAWASAKI 300	QSSP 300	<b>2:23.259</b>	137.0	2
8:18.739	12 Mahmoud ELBANNA		KAWASAKI 300	QSSP 300	<b>2:21.917</b>	138.3	3
13:02.354	12 Mahmoud ELBANNA		KAWASAKI 300	QSSP 300	<b>2:21.456</b>	138.7	5
15:23.809	12 Mahmoud ELBANNA		KAWASAKI 300	QSSP 300	<b>2:21.455</b>	138.7	6



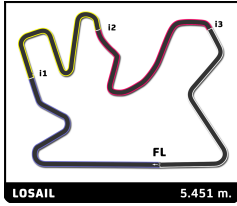
## 2025 QSSP 300 Round 2

### LIC Qualifying Practice

### Sector Analysis

— Invalidated Lap    ■ Personal Best    ■ Session Best    B Crossing the pit lane

Lap	R	Time	Sector 1	Sector 2	Sector 3	Kph	Elapsed	Lap	R	Time	Sector 1	Sector 2	Sector 3	Kph	Elapsed
<b>6</b> 1.Andrea GIACCHERO KAWASAKI 300 QSSP 300								<b>26</b> 1.Abedini AREZOO KAWASAKI 300 QSSP 300							
8	1	2:23.958	37.863	36.491	33.788	136.3	20:48.127	8	1	2:28.002	38.093	37.834	35.430	132.6	21:26.690
4	1	2:23.995	37.716	36.584	33.773	136.3	11:09.746	7	1	2:29.323	38.482	38.095	35.552	131.4	18:58.688
5	1	2:24.143	37.802	36.742	33.755	136.1	13:33.889	5	1	2:29.404	38.241	38.343	35.545	131.3	13:59.685
6	1	2:25.077	38.348	36.706	33.822	135.3	15:58.966	6	1	2:29.680	38.157	38.190	35.849	131.1	16:29.365
7	1	2:25.203	38.102	36.762	34.332	135.1	18:24.169	4	1	2:30.634	38.490	38.451	35.984	130.3	11:30.281
3	1	2:25.485	38.148	36.793	34.094	134.9	8:45.751	2	1	2:31.311	38.687	38.365	36.144	129.7	6:28.156
2	1	2:28.366	37.775	40.268	33.930	132.3	6:20.266	3	1	2:31.491	38.765	38.846	35.925	129.5	8:59.647
1	1	3:51.900	2:02.641	37.620	35.084	84.6	3:51.900	1	1	3:56.845	2:04.070	39.006	36.191	82.9	3:56.845
<b>7</b> 1.Jake FRANKLIN KAWASAKI 300 QSSP 300								<b>27</b> 1.Johann ZAHREN KAWASAKI 300 QSSP 300							
5	1	2:23.813	37.598	36.390	33.988	136.5	13:12.756	5	1	2:23.384	37.494	36.498	33.684	136.9	13:34.061
4	1	2:24.462	37.708	36.831	34.077	135.8	10:48.943	7	1	2:24.082	37.855	36.487	33.708	136.2	18:31.737
3	1	2:24.684	37.753	36.571	34.163	135.6	8:24.481	4	1	2:24.097	37.581	36.805	33.759	136.2	11:10.677
2	1	2:25.162	38.051	36.862	34.244	135.2	5:59.797	8	1	2:25.184	38.470	36.912	33.537	135.2	20:56.921
6	1	2:43.770 B	37.566	41.275	35.047	119.8	15:56.526	3	1	2:25.294	37.969	36.995	34.001	135.1	8:46.580
1	1	3:34.635	1:40.103	38.406	40.069	91.4	3:34.635	2	1	2:28.864	37.921	37.504	34.116	131.8	6:21.286
7	1	4:05.309	2:14.552	38.200	35.788	80.0	20:01.835	6	1	2:33.594	46.594	37.035	33.721	127.8	16:07.655
<b>9</b> 1.Mohammed AL MUTAWA KAWASAKI 300 QSSP 300								<b>95</b> 1.Kamal NAVAS KAWASAKI 300 QSSP 300							
4	1	2:23.856	37.774	36.568	33.741	136.4	10:34.721	8	1	2:26.699	38.447	37.487	34.210	133.8	22:13.991
7	1	2:23.916	37.825	36.858	33.407	136.4	17:46.895	3	1	2:26.837	38.469	37.620	34.161	133.6	8:17.626
3	1	2:23.983	37.700	36.497	33.887	136.3	8:10.865	2	1	2:26.842	38.324	37.870	34.030	133.6	5:50.789
5	1	2:24.104	37.729	36.589	33.823	136.2	12:58.825	7	1	2:27.109	38.396	37.327	34.621	133.4	19:47.292
6	1	2:24.154	37.754	36.472	33.937	136.1	15:22.979	6	1	2:27.549	38.315	37.467	34.650	133.0	17:20.183
8	1	2:24.346	38.031	36.452	33.945	135.9	20:11.241	4	1	2:43.395 B	38.381	37.776	34.270	120.1	11:01.021
2	1	2:24.686	38.002	36.964	34.030	135.6	5:46.882	1	1	3:23.947	1:33.202	38.583	34.702	96.2	3:23.947
1	1	3:22.196	1:33.687	37.817	34.543	97.1	3:22.196	5	1	3:51.613	2:02.762	37.726	34.257	84.7	14:52.634
<b>12</b> 1.Mahmoud ELBANNA KAWASAKI 300 QSSP 300															
6	1	2:21.455	37.319	35.784	33.290	138.7	15:23.809								
5	1	2:21.456	37.544	35.833	33.081	138.7	13:02.354								
3	1	2:21.917	37.587	35.870	33.294	138.3	8:18.739								
4	1	2:22.159	37.397	36.129	33.329	138.0	10:40.898								
7	1	2:23.149	37.514	35.927	33.068	137.1	17:46.958								
2	1	2:23.259	37.681	36.262	33.604	137.0	5:56.822								
8	1	3:05.627 B	47.132	43.380	40.043	105.7	20:52.585								
1	1	3:33.563	1:46.375	37.309	33.953	91.9	3:33.563								



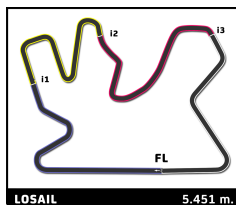
## 2025 QSSP 300 Round 2

### LIC Qualifying Practice

### Sector Analysis

— Invalidated Lap    ■ Personal Best    ■ Session Best    B Crossing the pit lane

Lap	R	Time	Sector 1	Sector 2	Sector 3	Kph	Elapsed	Lap	R	Time	Sector 1	Sector 2	Sector 3	Kph	Elapsed
<b>6</b> 1.Andrea GIACCHERO KAWASAKI 300 QSSP 300								<b>26</b> 1.Abedini AREZOO KAWASAKI 300 QSSP 300							
8	1	2:23.958	37.863	36.491	33.788	136.3	20:48.127	8	1	2:28.002	38.093	37.834	35.430	132.6	21:26.690
4	1	2:23.995	37.716	36.584	33.773	136.3	11:09.746	7	1	2:29.323	38.482	38.095	35.552	131.4	18:58.688
5	1	2:24.143	37.802	36.742	33.755	136.1	13:33.889	5	1	2:29.404	38.241	38.343	35.545	131.3	13:59.685
6	1	2:25.077	38.348	36.706	33.822	135.3	15:58.966	6	1	2:29.680	38.157	38.190	35.849	131.1	16:29.365
7	1	2:25.203	38.102	36.762	34.332	135.1	18:24.169	4	1	2:30.634	38.490	38.451	35.984	130.3	11:30.281
3	1	2:25.485	38.148	36.793	34.094	134.9	8:45.751	2	1	2:31.311	38.687	38.365	36.144	129.7	6:28.156
2	1	2:28.366	37.775	40.268	33.930	132.3	6:20.266	3	1	2:31.491	38.765	38.846	35.925	129.5	8:59.647
1	1	3:51.900	2:02.641	37.620	35.084	84.6	3:51.900	1	1	3:56.845	2:04.070	39.006	36.191	82.9	3:56.845
<b>7</b> 1.Jake FRANKLIN KAWASAKI 300 QSSP 300								<b>27</b> 1.Johann ZAHREN KAWASAKI 300 QSSP 300							
5	1	2:23.813	37.598	36.390	33.988	136.5	13:12.756	5	1	2:23.384	37.494	36.498	33.684	136.9	13:34.061
4	1	2:24.462	37.708	36.831	34.077	135.8	10:48.943	7	1	2:24.082	37.855	36.487	33.708	136.2	18:31.737
3	1	2:24.684	37.753	36.571	34.163	135.6	8:24.481	4	1	2:24.097	37.581	36.805	33.759	136.2	11:10.677
2	1	2:25.162	38.051	36.862	34.244	135.2	5:59.797	8	1	2:25.184	38.470	36.912	33.537	135.2	20:56.921
6	1	2:43.770 B	37.566	41.275	35.047	119.8	15:56.526	3	1	2:25.294	37.969	36.995	34.001	135.1	8:46.580
1	1	3:34.635	1:40.103	38.406	40.069	91.4	3:34.635	2	1	2:28.864	37.921	37.504	34.116	131.8	6:21.286
7	1	4:05.309	2:14.552	38.200	35.788	80.0	20:01.835	6	1	2:33.594	46.594	37.035	33.721	127.8	16:07.655
								1	1	3:52.422	2:02.536	38.485	34.491	84.4	3:52.422
<b>9</b> 1.Mohammed AL MUTAWA KAWASAKI 300 QSSP 300								<b>95</b> 1.Kamal NAVAS KAWASAKI 300 QSSP 300							
4	1	2:23.856	37.774	36.568	33.741	136.4	10:34.721	8	1	2:26.699	38.447	37.487	34.210	133.8	22:13.991
7	1	2:23.916	37.825	36.858	33.407	136.4	17:46.895	3	1	2:26.837	38.469	37.620	34.161	133.6	8:17.626
3	1	2:23.983	37.700	36.497	33.887	136.3	8:10.865	2	1	2:26.842	38.324	37.870	34.030	133.6	5:50.789
5	1	2:24.104	37.729	36.589	33.823	136.2	12:58.825	7	1	2:27.109	38.396	37.327	34.621	133.4	19:47.292
6	1	2:24.154	37.754	36.472	33.937	136.1	15:22.979	6	1	2:27.549	38.315	37.467	34.650	133.0	17:20.183
8	1	2:24.346	38.031	36.452	33.945	135.9	20:11.241	4	1	2:43.395 B	38.381	37.776	34.270	120.1	11:01.021
2	1	2:24.686	38.002	36.964	34.030	135.6	5:46.882	1	1	3:23.947	1:33.202	38.583	34.702	96.2	3:23.947
1	1	3:22.196	1:33.687	37.817	34.543	97.1	3:22.196	5	1	3:51.613	2:02.762	37.726	34.257	84.7	14:52.634
<b>12</b> 1.Mahmoud ELBANNA KAWASAKI 300 QSSP 300															
6	1	2:21.455	37.319	35.784	33.290	138.7	15:23.809								
5	1	2:21.456	37.544	35.833	33.081	138.7	13:02.354								
3	1	2:21.917	37.587	35.870	33.294	138.3	8:18.739								
4	1	2:22.159	37.397	36.129	33.329	138.0	10:40.898								
7	1	2:23.149	37.514	35.927	33.068	137.1	17:46.958								
2	1	2:23.259	37.681	36.262	33.604	137.0	5:56.822								
8	1	3:05.627 B	47.132	43.380	40.043	105.7	20:52.585								
1	1	3:33.563	1:46.375	37.309	33.953	91.9	3:33.563								



## 2025 QSSP 300 Round 2

LIC

Race 1 (8 Laps, 43.6 km.)

### Final Starting Grid

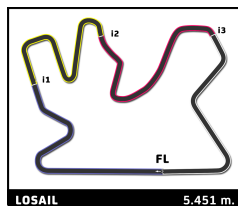
95 K. NAVAS	2:26.699	6	26 A. AREZOO	2:28.002	7	<b>3</b>
			6 A. GIACCHERO	2:23.958	5	
7 J. FRANKLIN	2:23.813	3	9 M. AL MUTAWA	2:23.856	4	<b>2</b>
			27 J. ZAHREN	2:23.384	2	
			12 M. ELBANNA	2:21.455	1	<b>1</b>

↓  
Pole

The results are provisional until the end of the limit for protests and appeals.

The limit time for protest expires 30' after publication of results. -Time.....

<b>Race Director</b> Franck Vayssie		<b>Timekeeper:</b> Isaac Mulungi	
--	---	-------------------------------------	---



## 2025 QSSP 300 Round 2

LIC

Race 1 (8 Laps, 43.6 km.)

### Classification

No	Rider	Nat	Team	Bike	Tires	Cl.	Laps	Total Time	Gap	Kph	Best Lap		
											Lap	Time	Kph
1	7 Jake FRANKLIN	GBR		KAWASAKI 300	QSSP 300		8	<b>18:50.793</b>	-	138.8	8	<b>2:20.268</b>	139.9
2	9 Mohammed AL MUTAWA	QAT		KAWASAKI 300	QSSP 300		8	<b>18:50.800</b>	+0.007	138.8	5	<b>2:20.826</b>	139.3
3	12 Mahmoud ELBANNA	EGY		KAWASAKI 300	QSSP 300		8	<b>18:56.063</b>	+5.270	138.2	4	<b>2:20.719</b>	139.5
4	6 Andrea GIACCHERO	ITA		KAWASAKI 300	QSSP 300		8	<b>19:04.238</b>	+13.445	137.2	8	<b>2:22.118</b>	138.1
5	27 Johann ZAHREN	MAL		KAWASAKI 300	QSSP 300		8	<b>19:13.477</b>	+22.684	136.1	3	<b>2:23.557</b>	136.7
6	26 Abedini AREZOO	IRN		KAWASAKI 300	QSSP 300		8	<b>20:13.468</b>	+1:22.675	129.4	7	<b>2:30.310</b>	130.6

#### Retired

95 Kamal NAVAS

IND

KAWASAKI 300

QSSP 300

1

**14:15.443**

#### Pole Position:

Mahmoud ELBANNA

**2:21.455**

138.7 Kph

#### Fastest Lap:

Lap8

Jake FRANKLIN

**2:20.268**

139.9 Kph

The results are provisional until the end of the limit for protests and appeals.

The limit time for protest expires 30' after publication of results. - Time.....

Published at: .....

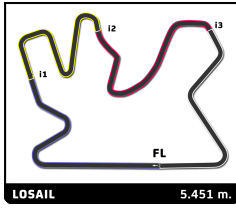
Track Status: **DRY**

**Race Director**  
Franck Vayssie



**Timekeeper:**  
Isaac Mulungi





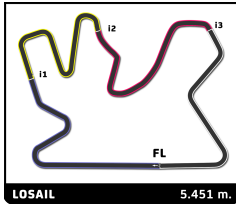
## 2025 QSSP 300 Round 2

LIC

Race 1

Lap Chart

No	Pos	Grid	Lap							
			1	2	3	4	5	6	7	8
12	1	12	9	9	9	9	9	9	9	7
27	2	27	7	7	7	7	7	7	7	9
7	3	7	12	12	12	12	12	12	12	12
9	4	9	27	6	6	6	6	6	6	6
6	5	6	6	27	27	27	27	27	27	27
95	6	95	26	26	26	26	26	26	26	26
26	7	26	95							



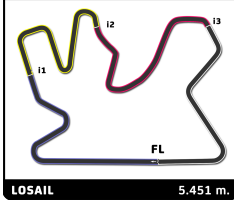
## 2025 QSSP 300 Round 2

LIC

Race 1

Best Sector Times

Sector 1			Sector 2			Sector 3			Ideal Lap	Best Lap	
Pos	No Rider	Time	No Rider	Time	No Rider	Time	Pos	No Rider			
1	7 J.FRANKLIN	36.791	9 M.AL MUTAWA	35.591	12 M.ELBANNA	32.889	1	7 J.FRANKLIN	2:20.071	2:20.268	(1)
2	12 M.ELBANNA	36.944	7 J.FRANKLIN	35.640	9 M.AL MUTAWA	33.015	2	12 M.ELBANNA	2:20.368	2:20.719	(2)
3	6 A.GIACCHERO	37.105	12 M.ELBANNA	35.652	7 J.FRANKLIN	33.035	3	9 M.AL MUTAWA	2:20.582	2:20.826	(3)
4	9 M.AL MUTAWA	37.105	6 A.GIACCHERO	36.103	6 A.GIACCHERO	33.323	4	6 A.GIACCHERO	2:21.762	2:22.118	(4)
5	27 J.ZAHREN	37.369	27 J.ZAHREN	36.437	27 J.ZAHREN	33.487	5	27 J.ZAHREN	2:23.019	2:23.557	(5)
6	26 A.AREZOO	38.436	26 A.AREZOO	38.336	26 A.AREZOO	35.843	6	26 A.AREZOO	2:30.094	2:30.310	(6)



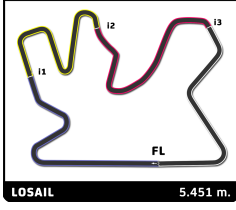
## 2025 QSSP 300 Round 2

LIC

After Race 1

Event maximum speed

No Rider	Team	Bike	Class	Top Speed	Lap	Session
12 Mahmoud ELBANNA		KAWASAKI 300	QSSP 300	<b>194.6</b>	5	Race 1
7 Jake FRANKLIN		KAWASAKI 300	QSSP 300	<b>192.2</b>	4	Race 1
9 Mohammed AL MUTAWA		KAWASAKI 300	QSSP 300	<b>190.8</b>	3	Free Practice
26 Abedini AREZOO		KAWASAKI 300	QSSP 300	<b>188.5</b>	2	Free Practice
27 Johann ZAHREN		KAWASAKI 300	QSSP 300	<b>188.2</b>	3	Race 1
6 Andrea GIACCHERO		KAWASAKI 300	QSSP 300	<b>187.8</b>	7	Free Practice
95 Kamal NAVAS		KAWASAKI 300	QSSP 300	<b>184.9</b>	6	Qualifying Practice



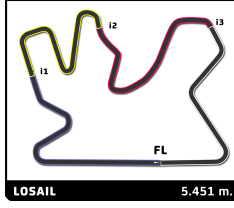
## 2025 QSSP 300 Round 2

LIC

Race 1

Leader Sequence by Class

No	Rider	Team	Bike	Start Lap	End Lap	Laps	Total Laps
<b>QSSP 300</b>							
9	Mohammed AL MUTAWA		KAWASAKI 300	1	7	7	7
7	Jake FRANKLIN		KAWASAKI 300	8	8	1	1



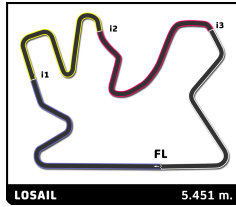
## 2025 QSSP 300 Round 2

LIC

Race 1

### Fastest Lap Sequence

Elapsed	No Rider	Team	Bike	Class	Time	Kph	Lap
7:05.958	9 Mohammed AL MUTAWA		KAWASAKI 300	QSSP 300	<b>2:21.688</b>	138.5	3
7:06.202	7 Jake FRANKLIN		KAWASAKI 300	QSSP 300	<b>2:21.633</b>	138.6	3
7:06.666	12 Mahmoud ELBANNA		KAWASAKI 300	QSSP 300	<b>2:21.039</b>	139.1	3
9:26.825	9 Mohammed AL MUTAWA		KAWASAKI 300	QSSP 300	<b>2:20.867</b>	139.3	4
9:27.385	12 Mahmoud ELBANNA		KAWASAKI 300	QSSP 300	<b>2:20.719</b>	139.5	4
11:47.880	7 Jake FRANKLIN		KAWASAKI 300	QSSP 300	<b>2:20.714</b>	139.5	5
18:50.793	7 Jake FRANKLIN		KAWASAKI 300	QSSP 300	<b>2:20.268</b>	139.9	8



## 2025 QSSP 300 Round 2

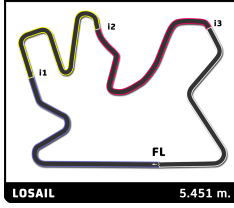
LIC

Race 1

Analysis by lap

Lapped

No	Lap Time	Gap	No	Lap Time	Gap	No	Lap Time	Gap	No	Lap Time	Gap	No	Lap Time	Gap
<b>Lap 1</b>														
			9	2:21.112										
			7	2:21.347	0.745									
9	2:22.670	0.000	12	2:21.838	3.615									
7	2:23.481	0.811	6	2:22.651	12.340									
12	2:24.582	1.912	27	2:23.925	19.604									
27	2:25.498	2.828	26	2:30.310	1:12.675									
6	2:25.681	3.011												
26	2:34.975	12.305	<b>Lap 8</b>											
<b>Lap 2</b>														
			7	2:20.268										
			9	2:21.020	0.007									
9	2:21.600		12	2:22.668	5.270									
7	2:21.088	0.299	6	2:22.118	13.445									
12	2:21.045	1.357	27	2:24.093	22.684									
6	2:22.376	3.787	26	2:31.013	1:22.675									
27	2:23.664	4.892												
26	2:32.866	23.571	<b>Lap 3</b>											
<b>Lap 3</b>														
9	2:21.688													
7	2:21.633	0.244												
12	2:21.039	0.708												
6	2:22.874	4.973												
27	2:23.557	6.761												
26	2:31.624	33.507												
<b>Lap 4</b>														
<b>Lap 4</b>														
9	2:20.867													
7	2:20.964	0.341												
12	2:20.719	0.560												
6	2:23.005	7.111												
27	2:24.152	10.046												
26	2:30.835	43.475												
<b>Lap 5</b>														
<b>Lap 5</b>														
9	2:20.826													
7	2:20.714	0.229												
12	2:22.038	1.772												
6	2:22.753	9.038												
27	2:24.191	13.411												
26	2:30.962	53.611												
<b>Lap 6</b>														
<b>Lap 6</b>														
9	2:21.017													
7	2:21.298	0.510												
12	2:22.134	2.889												
95	14:15.443	5 Laps												
6	2:22.780	10.801												
27	2:24.397	16.791												
26	2:30.883	1:03.477												
<b>Lap 7</b>														
<b>Lap 7</b>														



## 2025 QSSP 300 Round 2

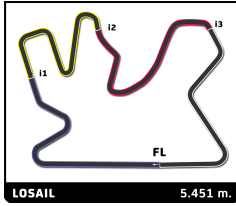
LIC

Race 1

Analysis by lap

Lapped ■

No	Lap Time	Gap	No	Lap Time	Gap	No	Lap Time	Gap	No	Lap Time	Gap
----	----------	-----	----	----------	-----	----	----------	-----	----	----------	-----



## 2025 QSSP 300 Round 2

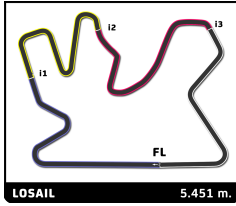
LIC

Race 1

### Sector Analysis

— Invalidated Lap    ■ Personal Best    ■ Session Best    B Crossing the pit lane

Lap	R	Time	Sector 1	Sector 2	Sector 3	Kph	Elapsed	Lap	R	Time	Sector 1	Sector 2	Sector 3	Kph	Elapsed		
<b>6</b>		1.Andrea GIACCHERO						KAWASAKI 300 QSSP 300		<b>26</b>		1.Abedini AREZOO					
8	1	2:22.118	37.461	36.103	33.323	138.1	19:04.238	7	1	2:30.310	38.436	38.336	35.989	130.6	17:42.455		
2	1	2:22.376	37.105	36.340	33.418	137.8	4:48.057	4	1	2:30.835	38.492	38.886	35.978	130.1	10:10.300		
7	1	2:22.651	37.654	36.231	33.436	137.6	16:42.120	6	1	2:30.883	38.570	38.759	35.860	130.1	15:12.145		
5	1	2:22.753	37.598	36.246	33.498	137.5	11:56.689	5	1	2:30.962	38.561	38.791	35.851	130.0	12:41.262		
6	1	2:22.780	37.508	36.217	33.718	137.4	14:19.469	8	1	2:31.013	38.603	38.744	35.843	129.9	20:13.468		
3	1	2:22.874	37.596	36.160	33.501	137.3	7:10.931	3	1	2:31.624	38.545	39.082	36.030	129.4	7:39.465		
4	1	2:23.005	37.469	36.227	33.581	137.2	9:33.936	2	1	2:32.866	38.658	38.981	36.361	128.4	5:07.841		
1	1	2:25.681	38.995	37.545	33.388	134.7	2:25.681	1	1	2:34.975	39.837	40.655	36.470	126.6	2:34.975		
<b>7</b>		1.Jake FRANKLIN						KAWASAKI 300 QSSP 300		<b>27</b>		1.Johann ZAHREN					
8	1	2:20.268	36.791	35.686	33.094	139.9	18:50.793	3	1	2:23.557	37.658	36.601	33.487	136.7	7:12.719		
5	1	2:20.714	37.434	35.640	33.035	139.5	11:47.880	2	1	2:23.664	37.369	36.756	33.706	136.6	4:49.162		
4	1	2:20.964	37.073	35.847	33.078	139.2	9:27.166	7	1	2:23.925	37.637	36.537	33.747	136.3	16:49.384		
2	1	2:21.088	37.059	35.779	33.369	139.1	4:44.569	8	1	2:24.093	37.565	36.658	33.897	136.2	19:13.477		
6	1	2:21.298	36.971	36.022	33.147	138.9	14:09.178	4	1	2:24.152	37.660	36.829	33.919	136.1	9:36.871		
7	1	2:21.347	37.242	35.913	33.348	138.8	16:30.525	5	1	2:24.191	37.628	36.437	33.867	136.1	12:01.062		
3	1	2:21.633	36.928	36.067	33.667	138.6	7:06.202	6	1	2:24.397	37.705	36.954	33.808	135.9	14:25.459		
1	1	2:23.481	38.031	36.440	33.903	136.8	2:23.481	1	1	2:25.498	38.501	37.773	33.498	134.9	2:25.498		
<b>9</b>		1.Mohammed AL MUTAWA						KAWASAKI 300 QSSP 300		<b>95</b>		1.Kamal NAVAS					
5	1	2:20.826	37.105	35.591	33.147	139.3	11:47.651	1	1	14:15.443 B	37.624			22.9	14:15.443		
4	1	2:20.867	37.224	35.631	33.104	139.3	9:26.825										
6	1	2:21.017	37.165	35.966	33.015	139.2	14:08.668										
8	1	2:21.020	37.128	35.734	33.252	139.2	18:50.800										
7	1	2:21.112	37.156	35.658	33.285	139.1	16:29.780										
2	1	2:21.600	37.157	35.963	33.275	138.6	4:44.270										
3	1	2:21.688	37.287	36.159	33.307	138.5	7:05.958										
1	1	2:22.670	37.672	36.205	33.606	137.5	2:22.670										
<b>12</b>		1.Mahmoud ELBANNA						KAWASAKI 300 QSSP 300									
4	1	2:20.719	36.944	35.785	33.107	139.5	9:27.385										
3	1	2:21.039	36.966	35.652	33.273	139.1	7:06.666										
2	1	2:21.045	37.327	35.760	32.889	139.1	4:45.627										
7	1	2:21.838	37.373	35.793	33.367	138.4	16:33.395										
5	1	2:22.038	37.642	35.925	33.073	138.2	11:49.423										
6	1	2:22.134	37.621	35.807	33.359	138.1	14:11.557										
8	1	2:22.668	37.545	36.092	33.449	137.5	18:56.063										
1	1	2:24.582	39.068	36.912	33.488	135.7	2:24.582										



## 2025 QSSP 300 Round 2

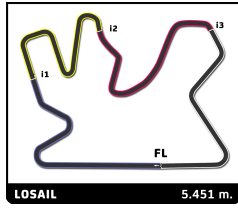
LIC

Race 1

### Sector Analysis

— Invalidated Lap    ■ Personal Best    ■ Session Best    B Crossing the pit lane

Lap	R	Time	Sector 1	Sector 2	Sector 3	Kph	Elapsed	Lap	R	Time	Sector 1	Sector 2	Sector 3	Kph	Elapsed
<b>6</b> 1.Andrea GIACCHERO KAWASAKI 300 QSSP 300								<b>26</b> 1.Abedini AREZOO KAWASAKI 300 QSSP 300							
8	1	2:22.118	37.461	36.103	33.323	138.1	19:04.238	7	1	2:30.310	38.436	38.336	35.989	130.6	17:42.455
2	1	2:22.376	37.105	36.340	33.418	137.8	4:48.057	4	1	2:30.835	38.492	38.886	35.978	130.1	10:10.300
7	1	2:22.651	37.654	36.231	33.436	137.6	16:42.120	6	1	2:30.883	38.570	38.759	35.860	130.1	15:12.145
5	1	2:22.753	37.598	36.246	33.498	137.5	11:56.689	5	1	2:30.962	38.561	38.791	35.851	130.0	12:41.262
6	1	2:22.780	37.508	36.217	33.718	137.4	14:19.469	8	1	2:31.013	38.603	38.744	35.843	129.9	20:13.468
3	1	2:22.874	37.596	36.160	33.501	137.3	7:10.931	3	1	2:31.624	38.545	39.082	36.030	129.4	7:39.465
4	1	2:23.005	37.469	36.227	33.581	137.2	9:33.936	2	1	2:32.866	38.658	38.981	36.361	128.4	5:07.841
1	1	2:25.681	38.995	37.545	33.388	134.7	2:25.681	1	1	2:34.975	39.837	40.655	36.470	126.6	2:34.975
<b>7</b> 1.Jake FRANKLIN KAWASAKI 300 QSSP 300								<b>27</b> 1.Johann ZAHREN KAWASAKI 300 QSSP 300							
8	1	2:20.268	36.791	35.686	33.094	139.9	18:50.793	3	1	2:23.557	37.658	36.601	33.487	136.7	7:12.719
5	1	2:20.714	37.434	35.640	33.035	139.5	11:47.880	2	1	2:23.664	37.369	36.756	33.706	136.6	4:49.162
4	1	2:20.964	37.073	35.847	33.078	139.2	9:27.166	7	1	2:23.925	37.637	36.537	33.747	136.3	16:49.384
2	1	2:21.088	37.059	35.779	33.369	139.1	4:44.569	8	1	2:24.093	37.565	36.658	33.897	136.2	19:13.477
6	1	2:21.298	36.971	36.022	33.147	138.9	14:09.178	4	1	2:24.152	37.660	36.829	33.919	136.1	9:36.871
7	1	2:21.347	37.242	35.913	33.348	138.8	16:30.525	5	1	2:24.191	37.628	36.437	33.867	136.1	12:01.062
3	1	2:21.633	36.928	36.067	33.667	138.6	7:06.202	6	1	2:24.397	37.705	36.954	33.808	135.9	14:25.459
1	1	2:23.481	38.031	36.440	33.903	136.8	2:23.481	1	1	2:25.498	38.501	37.773	33.498	134.9	2:25.498
<b>9</b> 1.Mohammed AL MUTAWA KAWASAKI 300 QSSP 300								<b>95</b> 1.Kamal NAVAS KAWASAKI 300 QSSP 300							
5	1	2:20.826	37.105	35.591	33.147	139.3	11:47.651	1	1	14:15.443 B	37.624			22.9	14:15.443
4	1	2:20.867	37.224	35.631	33.104	139.3	9:26.825								
6	1	2:21.017	37.165	35.966	33.015	139.2	14:08.668								
8	1	2:21.020	37.128	35.734	33.252	139.2	18:50.800								
7	1	2:21.112	37.156	35.658	33.285	139.1	16:29.780								
2	1	2:21.600	37.157	35.963	33.275	138.6	4:44.270								
3	1	2:21.688	37.287	36.159	33.307	138.5	7:05.958								
1	1	2:22.670	37.672	36.205	33.606	137.5	2:22.670								
<b>12</b> 1.Mahmoud ELBANNA KAWASAKI 300 QSSP 300															
4	1	2:20.719	36.944	35.785	33.107	139.5	9:27.385								
3	1	2:21.039	36.966	35.652	33.273	139.1	7:06.666								
2	1	2:21.045	37.327	35.760	32.889	139.1	4:45.627								
7	1	2:21.838	37.373	35.793	33.367	138.4	16:33.395								
5	1	2:22.038	37.642	35.925	33.073	138.2	11:49.423								
6	1	2:22.134	37.621	35.807	33.359	138.1	14:11.557								
8	1	2:22.668	37.545	36.092	33.449	137.5	18:56.063								
1	1	2:24.582	39.068	36.912	33.488	135.7	2:24.582								



## Weather Report

### Air Temperature

### Track Temperature

Temperature (°C)

Temperature (°C)

Session Time

Session Time

Humidity

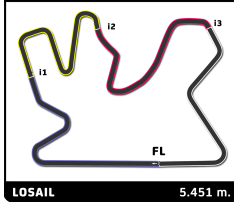
Pressure

Humidity (%)

Pressure (mBar)

Session Time

Session Time



## Weather Report

Wind Speed

Wind Direction

North=0°/360° East=90° South=180° West=270°

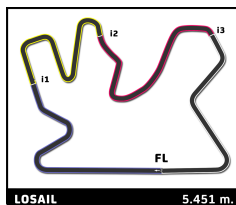
Speed (Kph)

Direction (Degrees)

Session Time

Session Time

Track Status: XXXXXXXXXX



## 2025 QSSP 300 Round 2

LIC

Race 2 (8 Laps, 43.6 km.)

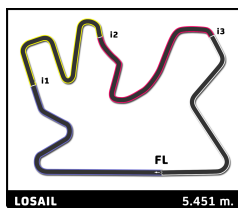
### Provisional Starting Grid

95 K. NAVAS	2:26.699	6	26 A. AREZOO	2:28.002	7	<b>3</b>
			6 A. GIACCHERO	2:23.958	5	
7 J. FRANKLIN	2:23.813	3	9 M. AL MUTAWA	2:23.856	4	<b>2</b>
			27 J. ZAHREN	2:23.384	2	
			12 M. ELBANNA	2:21.455	1	<b>1</b>
						<b>Pole</b>

The results are provisional until the end of the limit for protests and appeals.

The limit time for protest expires 30' after publication of results. -Time.....

<b>Race Director</b> Franck Vayssie		<b>Timekeeper:</b> Isaac Mulungi	
--	--	-------------------------------------	--



## 2025 QSSP 300 Round 2

LIC

Warm Up

### Classification

No	Rider	Nat	Team	Bike	Tires	Cl.	Time	Lap	Total	Gap	Kph
1	12 Mahmoud ELBANNA	EGY		KAWASAKI 300	QSSP 300		<b>2:20.511</b>	7	7	-	<b>139.7</b>
2	9 Mohammed AL MUTAWA	QAT		KAWASAKI 300	QSSP 300		<b>2:21.225</b>	4	5	+0.714	<b>139.0</b>
3	7 Jake FRANKLIN	GBR		KAWASAKI 300	QSSP 300		<b>2:21.620</b>	4	5	+1.109	<b>138.6</b>
4	6 Andrea GIACCHERO	ITA		KAWASAKI 300	QSSP 300		<b>2:22.707</b>	2	6	+2.196	<b>137.5</b>
5	95 Kamal NAVAS	IND		KAWASAKI 300	QSSP 300		<b>2:24.307</b>	5	7	+3.796	<b>136.0</b>
6	27 Johann ZAHREN	MAL		KAWASAKI 300	QSSP 300		<b>2:24.604</b>	6	6	+4.093	<b>135.7</b>
7	26 Abedini AREZOO	IRN		KAWASAKI 300	QSSP 300		<b>2:29.428</b>	4	6	+8.917	<b>131.3</b>

**Fastest Lap:** Lap 7 | Mahmoud ELBANNA | **2:20.511** | 139.7 Kph

The results are provisional until the end of the limit for protests and appeals.  
The limit time for protest expires 30' after publication of results.-Time.....

Published at: .....

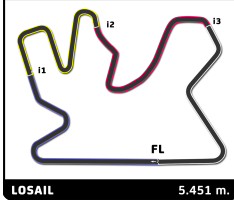
Track Status: **DRY**

**Race Director**  
Franck Vayssie



**Timekeeper:**  
Isaac Mulungi





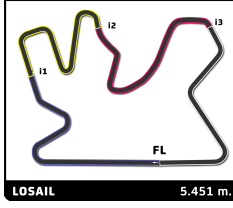
## 2025 QSSP 300 Round 2

LIC

After Warm Up

Event maximum speed

No Rider	Team	Bike	Class	Top Speed	Lap	Session
26 Abedini AREZOO		KAWASAKI 300	QSSP 300	<b>196.0</b>	3	Warm Up
12 Mahmoud ELBANNA		KAWASAKI 300	QSSP 300	<b>194.6</b>	5	Race 1
27 Johann ZAHREN		KAWASAKI 300	QSSP 300	<b>193.9</b>	5	Warm Up
95 Kamal NAVAS		KAWASAKI 300	QSSP 300	<b>192.9</b>	3	Warm Up
7 Jake FRANKLIN		KAWASAKI 300	QSSP 300	<b>192.2</b>	4	Race 1
6 Andrea GIACCHERO		KAWASAKI 300	QSSP 300	<b>191.2</b>	5	Warm Up
9 Mohammed AL MUTAWA		KAWASAKI 300	QSSP 300	<b>190.8</b>	3	Free Practice



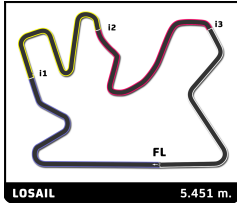
## 2025 QSSP 300 Round 2

LIC

Warm Up

Fastest Lap Sequence

Elapsed	No Rider	Team	Bike	Class	Time	Kph	Lap
5:13.101	12 Mahmoud ELBANNA		KAWASAKI 300	QSSP 300	<b>2:22.712</b>	137.5	2
5:45.713	9 Mohammed AL MUTAWA		KAWASAKI 300	QSSP 300	<b>2:22.603</b>	137.6	2
7:34.472	12 Mahmoud ELBANNA		KAWASAKI 300	QSSP 300	<b>2:21.371</b>	138.8	3
9:55.339	12 Mahmoud ELBANNA		KAWASAKI 300	QSSP 300	<b>2:20.867</b>	139.3	4
12:16.016	12 Mahmoud ELBANNA		KAWASAKI 300	QSSP 300	<b>2:20.677</b>	139.5	5
16:57.289	12 Mahmoud ELBANNA		KAWASAKI 300	QSSP 300	<b>2:20.511</b>	139.7	7



## 2025 QSSP 300 Round 2

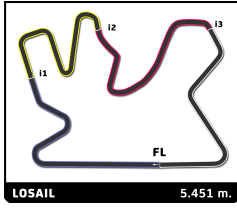
LIC

Warm Up

### Sector Analysis

— Invalidated Lap   ■ Personal Best   ■ Session Best   B Crossing the pit lane

Lap	R	Time	Sector 1	Sector 2	Sector 3	Kph	Elapsed	Lap	R	Time	Sector 1	Sector 2	Sector 3	Kph	Elapsed
<b>6</b> 1.Andrea GIACCHERO KAWASAKI 300 QSSP 300								<b>27</b> 1.Johann ZAHREN KAWASAKI 300 QSSP 300							
2	1	2:22.707	51.776	46.305		137.5	6:05.102	6	1	2:24.604	52.657	46.770		135.7	15:18.316
3	1	2:23.406	52.117	46.214		136.8	8:28.508	5	1	2:24.615	52.787	46.473		135.7	12:53.712
6	1	2:25.874	52.276	48.255		134.5	15:47.134	4	1	2:26.611	53.618	47.233		133.8	10:29.097
4	1	2:26.198	52.214	49.461		134.2	10:54.706	3	1	2:28.441	53.836	48.601		132.2	8:02.486
5	1	2:26.554	53.902	47.638		133.9	13:21.260	2	1	2:28.725	54.598	48.158		131.9	5:34.045
1	1	3:42.395	2:09.382	47.017		88.2	3:42.395	1	1	3:05.320	1:28.766	49.295		105.9	3:05.320
<b>7</b> 1.Jake FRANKLIN KAWASAKI 300 QSSP 300								<b>95</b> 1.Kamal NAVAS KAWASAKI 300 QSSP 300							
4	1	2:21.620	51.482	45.734		138.6	10:53.037	5	1	2:24.307	52.454	46.803		136.0	12:28.655
3	1	2:22.448	51.808	45.880		137.8	8:31.417	3	1	2:24.579	52.577	46.917		135.7	7:39.262
2	1	2:25.069	53.007	47.514		135.3	6:08.969	4	1	2:25.086	52.670	47.251		135.3	10:04.348
5	1	3:01.982 B	55.594	56.909		107.8	13:55.019	6	1	2:25.479	52.806	46.819		134.9	14:54.134
1	1	3:43.900	2:03.870	49.698		87.6	3:43.900	2	1	2:25.529	53.271	46.909		134.8	5:14.683
<b>9</b> 1.Mohammed AL MUTAWA KAWASAKI 300 QSSP 300								7 1 2:44.918 B 53.586 51.072 119.0 17:39.052							
4	1	2:21.225	51.589	45.433		139.0	10:28.826	1	1	2:49.154	1:15.273	48.232		116.0	2:49.154
3	1	2:21.888	51.963	45.586		138.3	8:07.601								
2	1	2:22.603	52.118	45.943		137.6	5:45.713								
5	1	2:39.974 B	52.790	45.547		122.7	13:08.800								
1	1	3:23.110	1:50.350	46.739		96.6	3:23.110								
<b>12</b> 1.Mahmoud ELBANNA KAWASAKI 300 QSSP 300															
7	1	2:20.511	51.408	45.474		139.7	16:57.289								
5	1	2:20.677	51.350	45.425		139.5	12:16.016								
6	1	2:20.762	51.402	45.499		139.4	14:36.778								
4	1	2:20.867	51.465	45.647		139.3	9:55.339								
3	1	2:21.371	51.816	45.776		138.8	7:34.472								
2	1	2:22.712	52.266	46.264		137.5	5:13.101								
1	1	2:50.389	1:17.886	47.429		115.2	2:50.389								
<b>26</b> 1.Abedini AREZOO KAWASAKI 300 QSSP 300															
4	1	2:29.428	53.539	48.448		131.3	10:45.132								
6	1	2:29.429	53.801	48.902		131.3	15:48.774								
3	1	2:29.463	53.252	48.704		131.3	8:15.704								
2	1	2:32.161	54.279	49.242		129.0	5:46.241								
5	1	2:34.213	53.539	53.111		127.2	13:19.345								
1	1	3:14.080	1:34.610	49.948		101.1	3:14.080								



## 2025 QSSP 300 Round 2

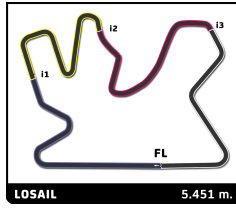
LIC

Warm Up

### Sector Analysis

— Invalidated Lap   ■ Personal Best   ■ Session Best   B Crossing the pit lane

Lap	R	Time	Sector 1	Sector 2	Sector 3	Kph	Elapsed	Lap	R	Time	Sector 1	Sector 2	Sector 3	Kph	Elapsed
<b>6</b> 1.Andrea GIACCHERO KAWASAKI 300 QSSP 300								<b>27</b> 1.Johann ZAHREN KAWASAKI 300 QSSP 300							
2	1	2:22.707	51.776	46.305		137.5	6:05.102	6	1	2:24.604	52.657	46.770		135.7	15:18.316
3	1	2:23.406	52.117	46.214		136.8	8:28.508	5	1	2:24.615	52.787	46.473		135.7	12:53.712
6	1	2:25.874	52.276	48.255		134.5	15:47.134	4	1	2:26.611	53.618	47.233		133.8	10:29.097
4	1	2:26.198	52.214	49.461		134.2	10:54.706	3	1	2:28.441	53.836	48.601		132.2	8:02.486
5	1	2:26.554	53.902	47.638		133.9	13:21.260	2	1	2:28.725	54.598	48.158		131.9	5:34.045
1	1	3:42.395	2:09.382	47.017		88.2	3:42.395	1	1	3:05.320	1:28.766	49.295		105.9	3:05.320
<b>7</b> 1.Jake FRANKLIN KAWASAKI 300 QSSP 300								<b>95</b> 1.Kamal NAVAS KAWASAKI 300 QSSP 300							
4	1	2:21.620	51.482	45.734		138.6	10:53.037	5	1	2:24.307	52.454	46.803		136.0	12:28.655
3	1	2:22.448	51.808	45.880		137.8	8:31.417	3	1	2:24.579	52.577	46.917		135.7	7:39.262
2	1	2:25.069	53.007	47.514		135.3	6:08.969	4	1	2:25.086	52.670	47.251		135.3	10:04.348
5	1	3:01.982 B	55.594	56.909		107.8	13:55.019	6	1	2:25.479	52.806	46.819		134.9	14:54.134
1	1	3:43.900	2:03.870	49.698		87.6	3:43.900	2	1	2:25.529	53.271	46.909		134.8	5:14.683
<b>9</b> 1.Mohammed AL MUTAWA KAWASAKI 300 QSSP 300								7 1 2:44.918 B 53.586 51.072 119.0 17:39.052							
4	1	2:21.225	51.589	45.433		139.0	10:28.826	1	1	2:49.154	1:15.273	48.232		116.0	2:49.154
3	1	2:21.888	51.963	45.586		138.3	8:07.601								
2	1	2:22.603	52.118	45.943		137.6	5:45.713								
5	1	2:39.974 B	52.790	45.547		122.7	13:08.800								
1	1	3:23.110	1:50.350	46.739		96.6	3:23.110								
<b>12</b> 1.Mahmoud ELBANNA KAWASAKI 300 QSSP 300															
7	1	2:20.511	51.408	45.474		139.7	16:57.289								
5	1	2:20.677	51.350	45.425		139.5	12:16.016								
6	1	2:20.762	51.402	45.499		139.4	14:36.778								
4	1	2:20.867	51.465	45.647		139.3	9:55.339								
3	1	2:21.371	51.816	45.776		138.8	7:34.472								
2	1	2:22.712	52.266	46.264		137.5	5:13.101								
1	1	2:50.389	1:17.886	47.429		115.2	2:50.389								
<b>26</b> 1.Abedini AREZOO KAWASAKI 300 QSSP 300															
4	1	2:29.428	53.539	48.448		131.3	10:45.132								
6	1	2:29.429	53.801	48.902		131.3	15:48.774								
3	1	2:29.463	53.252	48.704		131.3	8:15.704								
2	1	2:32.161	54.279	49.242		129.0	5:46.241								
5	1	2:34.213	53.539	53.111		127.2	13:19.345								
1	1	3:14.080	1:34.610	49.948		101.1	3:14.080								



## Weather Report

### Air Temperature

### Track Temperature

Temperature (°C)

Temperature (°C)

Session Time

Session Time

Humidity

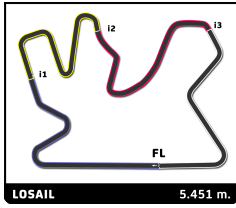
Pressure

Humidity (%)

Pressure (mBar)

Session Time

Session Time



## Weather Report

Wind Speed

Wind Direction

North=0°/360° East=90° South=180° West=270°

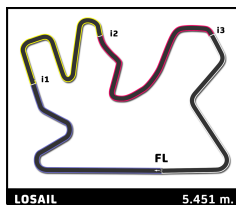
Speed (Kph)

Direction (Degrees)

Session Time

Session Time

Track Status: XXXXXXXXXX



## 2025 QSSP 300 Round 2

LIC

Race 2 (8 Laps, 43.6 km.)

### Final Starting Grid

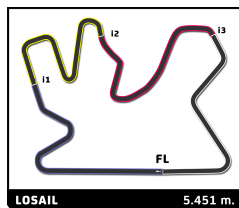
95 K. NAVAS	2:26.699	6	26 A. AREZOO	2:28.002	7	<b>3</b>
			6 A. GIACCHERO	2:23.958	5	
7 J. FRANKLIN	2:23.813	3	9 M. AL MUTAWA	2:23.856	4	<b>2</b>
			27 J. ZAHREN	2:23.384	2	
			12 M. ELBANNA	2:21.455	1	<b>1</b>

↓  
Pole

The results are provisional until the end of the limit for protests and appeals.

The limit time for protest expires 30' after publication of results. -Time.....

<b>Race Director</b> Franck Vayssie		<b>Timekeeper:</b> Isaac Mulungi	
--	--	-------------------------------------	--



## 2025 QSSP 300 Round 2

LIC

Race 2 (8 Laps, 43.6 km.)

### Classification

No	Rider	Nat	Team	Bike	Tires	Cl.	Laps	Total Time	Gap	Kph	Best Lap		
											Lap	Time	Kph
1	12 Mahmoud ELBANNA	EGY		KAWASAKI 300	QSSP 300		8	<b>18:49.027</b>	-	139.0	7	<b>2:20.202</b>	140.0
2	7 Jake FRANKLIN	GBR		KAWASAKI 300	QSSP 300		8	<b>18:55.165</b>	+6.138	138.3	4	<b>2:21.261</b>	138.9
3	9 Mohammed AL MUTAWA	QAT		KAWASAKI 300	QSSP 300		8	<b>18:55.364</b>	+6.337	138.3	3	<b>2:21.136</b>	139.0
4	95 Kamal NAVAS	IND		KAWASAKI 300	QSSP 300		8	<b>19:01.250</b>	+12.223	137.6	4	<b>2:21.292</b>	138.9
5	6 Andrea GIACCHERO	ITA		KAWASAKI 300	QSSP 300		8	<b>19:01.423</b>	+12.396	137.5	3	<b>2:21.108</b>	139.1
6	27 Johann ZAHREN	MAL		KAWASAKI 300	QSSP 300		8	<b>19:10.566</b>	+21.539	136.4	7	<b>2:23.226</b>	137.0
7	26 Abedini AREZOO	IRN		KAWASAKI 300	QSSP 300		8	<b>19:42.647</b>	+53.620	132.7	8	<b>2:27.190</b>	133.3

<b>Pole Position:</b>		Mahmoud ELBANNA	<b>2:21.455</b>	138.7 Kph
<b>Fastest Lap:</b>	Lap7	Mahmoud ELBANNA	<b>2:20.202</b>	140.0 Kph

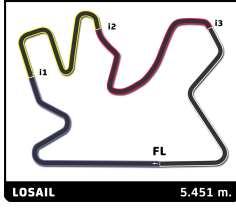
The results are provisional until the end of the limit for protests and appeals.

The limit time for protest expires 30' after publication of results. - Time: .....

Published at: .....

Track Status: **DRY**

<b>Race Director</b> Franck Vayssie		<b>Timekeeper:</b> Isaac Mulungi	
--	---	-------------------------------------	---



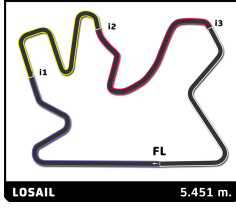
## 2025 QSSP 300 Round 2

LIC

Race 2

Lap Chart

No	Pos	Grid	Lap							
			1	2	3	4	5	6	7	8
12	1	12	9	7	9	12	12	12	12	12
27	2	27	7	9	12	7	9	9	7	7
7	3	7	12	12	7	9	7	7	9	9
9	4	9	6	95	6	95	95	95	95	95
6	5	6	95	6	95	6	6	6	6	6
95	6	95	27	27	27	27	27	27	27	27
26	7	26	26	26	26	26	26	26	26	26



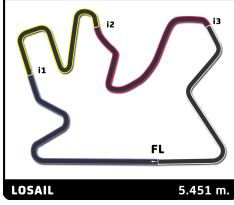
## 2025 QSSP 300 Round 2

LIC

Race 2

Best Sector Times

Sector 1		Sector 2		Sector 3		Pos	No Rider	Ideal Lap	Best Lap	
Pos	No Rider	No Rider	Time	No Rider	Time					
1	95 K.NAVAS	36.871	12 M.ELBANNA	35.180	12 M.ELBANNA	32.780	1	12 M.ELBANNA	2:19.714	2:20.202 (1)
2	9 M.AL MUTAWA	36.978	9 M.AL MUTAWA	35.671	9 M.AL MUTAWA	32.924	2	7 J.FRANKLIN	2:20.507	2:21.261 (4)
3	7 J.FRANKLIN	37.035	7 J.FRANKLIN	35.756	7 J.FRANKLIN	32.926	3	9 M.AL MUTAWA	2:20.543	2:21.136 (3)
4	12 M.ELBANNA	37.049	6 A.GIACCHERO	35.801	95 K.NAVAS	32.985	4	95 K.NAVAS	2:20.976	2:21.292 (5)
5	6 A.GIACCHERO	37.168	95 K.NAVAS	36.072	6 A.GIACCHERO	33.302	5	6 A.GIACCHERO	2:21.108	2:21.108 (2)
6	27 J.ZAHREN	37.389	27 J.ZAHREN	36.292	27 J.ZAHREN	33.513	6	27 J.ZAHREN	2:22.635	2:23.226 (6)
7	26 A.AREZOO	37.809	26 A.AREZOO	37.425	26 A.AREZOO	34.552	7	26 A.AREZOO	2:26.211	2:27.190 (7)



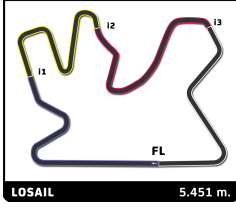
## 2025 QSSP 300 Round 2

LIC

After Race 2

Event maximum speed

No Rider	Team	Bike	Class	Top Speed	Lap	Session
95 Kamal NAVAS		KAWASAKI 300	QSSP 300	<b>209.3</b>	4	Race 2
26 Abedini AREZOO		KAWASAKI 300	QSSP 300	<b>196.0</b>	3	Warm Up
12 Mahmoud ELBANNA		KAWASAKI 300	QSSP 300	<b>194.6</b>	5	Race 1
27 Johann ZAHREN		KAWASAKI 300	QSSP 300	<b>193.9</b>	5	Warm Up
7 Jake FRANKLIN		KAWASAKI 300	QSSP 300	<b>192.2</b>	4	Race 1
6 Andrea GIACCHERO		KAWASAKI 300	QSSP 300	<b>191.5</b>	5	Race 2
9 Mohammed AL MUTAWA		KAWASAKI 300	QSSP 300	<b>190.8</b>	3	Free Practice



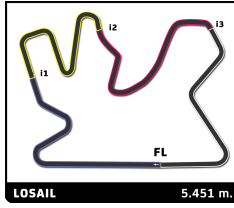
## 2025 QSSP 300 Round 2

LIC

Race 2

Leader Sequence by Class

No	Rider	Team	Bike	Start Lap	End Lap	Laps	Total Laps
<b>QSSP 300</b>							
9	Mohammed AL MUTAWA		KAWASAKI 300	1	1	1	1
7	Jake FRANKLIN		KAWASAKI 300	2	2	1	1
9	Mohammed AL MUTAWA		KAWASAKI 300	3	3	1	2
12	Mahmoud ELBANNA		KAWASAKI 300	4	8	5	5



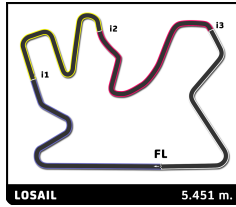
## 2025 QSSP 300 Round 2

LIC

Race 2

### Fastest Lap Sequence

Elapsed	No Rider	Team	Bike	Class	Time	Kph	Lap
4:43.954	7 Jake FRANKLIN		KAWASAKI 300	QSSP 300	<b>2:21.459</b>	138.7	2
4:44.240	12 Mahmoud ELBANNA		KAWASAKI 300	QSSP 300	<b>2:21.344</b>	138.8	2
7:05.101	9 Mohammed AL MUTAWA		KAWASAKI 300	QSSP 300	<b>2:21.136</b>	139.0	3
7:05.222	12 Mahmoud ELBANNA		KAWASAKI 300	QSSP 300	<b>2:20.982</b>	139.2	3
11:47.182	12 Mahmoud ELBANNA		KAWASAKI 300	QSSP 300	<b>2:20.764</b>	139.4	5
14:07.590	12 Mahmoud ELBANNA		KAWASAKI 300	QSSP 300	<b>2:20.408</b>	139.8	6
16:27.792	12 Mahmoud ELBANNA		KAWASAKI 300	QSSP 300	<b>2:20.202</b>	140.0	7



## 2025 QSSP 300 Round 2

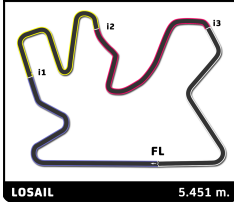
LIC

Race 2

Analysis by lap

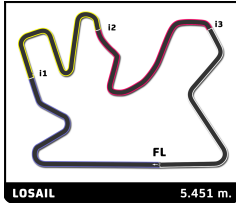
Lapped ■

No	Lap Time	Gap	No	Lap Time	Gap	No	Lap Time	Gap	No	Lap Time	Gap	No	Lap Time	Gap
<b>Lap 1</b>			6	2:22.694	7.414									
			27	2:23.238	15.706									
			26	2:27.932	40.648									
9	2:22.483	0.000	<b>Lap 7</b>											
7	2:22.495	0.012	12	2:20.202		7	2:22.966	4.900						
12	2:22.896	0.413	7	2:22.985	4.911	9	2:22.985	4.911						
6	2:24.272	1.789	95	2:23.645	10.844	95	2:23.645	10.844						
95	2:24.449	1.966	6	2:23.646	10.858	6	2:23.646	10.858						
27	2:25.336	2.853	27	2:23.226	18.730	27	2:23.226	18.730						
26	2:28.125	5.642	26	2:27.219	47.665	26	2:27.219	47.665						
<b>Lap 2</b>			<b>Lap 8</b>											
7	2:21.459		12	2:21.235		7	2:22.473	6.138						
9	2:21.482	0.011	7	2:22.473	6.138	9	2:22.661	6.337						
12	2:21.344	0.286	9	2:22.661	6.337	9	2:22.661	6.337						
95	2:21.644	2.139	95	2:22.614	12.223	95	2:22.614	12.223						
6	2:21.943	2.261	6	2:22.773	12.396	6	2:22.773	12.396						
27	2:23.671	5.053	27	2:24.044	21.539	27	2:24.044	21.539						
26	2:28.132	12.303	26	2:27.190	53.620	26	2:27.190	53.620						
<b>Lap 3</b>														
9	2:21.136													
12	2:20.982	0.121												
7	2:21.278	0.131												
6	2:21.108	2.222												
95	2:21.816	2.808												
27	2:23.579	7.485												
26	2:27.889	19.045												
<b>Lap 4</b>														
12	2:21.196													
7	2:21.261	0.075												
9	2:21.614	0.297												
95	2:21.292	2.783												
6	2:22.187	3.092												
27	2:24.011	10.179												
26	2:27.794	25.522												
<b>Lap 5</b>														
12	2:20.764													
9	2:21.158	0.691												
7	2:21.399	0.710												
95	2:22.789	4.808												
6	2:22.800	5.128												
27	2:23.461	12.876												
26	2:28.366	33.124												
<b>Lap 6</b>														
12	2:20.408													
9	2:21.845	2.128												
7	2:21.834	2.136												
95	2:23.001	7.401												



## Pit Stop Analysis

No	In Time	In Rider	Out Time	Out Rider	Pit Time	T.Pit Time	No	In Time	In Rider	Out Time	Out Rider	Pit Time	T.Pit Time



## 2025 QSSP 300 Round 2

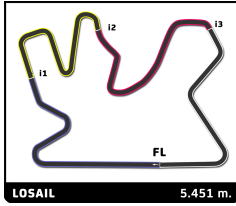
LIC

Race 2

### Sector Analysis

— Invalidated Lap   ■ Personal Best   ■ Session Best   B Crossing the pit lane

Lap	R	Time	Sector 1	Sector 2	Sector 3	Kph	Elapsed	Lap	R	Time	Sector 1	Sector 2	Sector 3	Kph	Elapsed	
<b>6</b>		1.Andrea GIACCHERO KAWASAKI 300 QSSP 300														
3	1	2:21.108	37.168	35.801	33.302	139.1	7:07.323	8	1	2:27.190	37.810	37.488	35.152	133.3	19:42.647	
2	1	2:21.943	37.328	35.881	33.466	138.2	4:46.215	7	1	2:27.219	37.989	37.624	35.181	133.3	17:15.457	
4	1	2:22.187	37.313	36.072	33.352	138.0	9:29.510	4	1	2:27.794	38.227	37.444	35.525	132.8	9:51.940	
6	1	2:22.694	37.594	36.069	33.449	137.5	14:15.004	3	1	2:27.889	38.053	37.556	35.143	132.7	7:24.146	
8	1	2:22.773	37.591	36.484	33.646	137.4	19:01.423	6	1	2:27.932	37.890	37.425	35.795	132.7	14:48.238	
5	1	2:22.800	37.264	36.307	33.815	137.4	11:52.310	1	1	2:28.125	39.541	37.511	34.552	132.5	2:28.125	
7	1	2:23.646	37.789	36.475	33.529	136.6	16:38.650	2	1	2:28.132	38.300	37.673	35.028	132.5	4:56.257	
1	1	2:24.272	38.869	36.538	33.668	136.0	2:24.272	5	1	2:28.366	37.809	38.220	35.522	132.3	12:20.306	
<b>7</b>		1.Jake FRANKLIN KAWASAKI 300 QSSP 300														
4	1	2:21.261	37.252	36.063	33.003	138.9	9:26.493	7	1	2:23.226	37.389	36.883	33.513	137.0	16:46.522	
3	1	2:21.278	37.464	35.756	33.204	138.9	7:05.232	6	1	2:23.238	37.573	36.292	33.653	137.0	14:23.296	
5	1	2:21.399	37.559	35.998	32.952	138.8	11:47.892	5	1	2:23.461	37.890	36.385	33.619	136.8	12:00.058	
2	1	2:21.459	37.436	35.822	33.047	138.7	4:43.954	3	1	2:23.579	37.451	36.465	33.902	136.7	7:12.586	
6	1	2:21.834	37.035	36.955	32.926	138.4	14:09.726	2	1	2:23.671	37.390	36.643	33.922	136.6	4:49.007	
8	1	2:22.473	37.587	36.089	33.584	137.7	18:55.165	4	1	2:24.011	37.531	36.765	33.659	136.3	9:36.597	
1	1	2:22.495	37.433	36.643	33.629	137.7	2:22.495	8	1	2:24.044	37.684	36.777	33.853	136.2	19:10.566	
7	1	2:22.966	37.363	36.541	33.743	137.3	16:32.692	1	1	2:25.336	38.208	36.983	34.367	135.0	2:25.336	
<b>9</b>		1.Mohammed AL MUTAWA KAWASAKI 300 QSSP 300														
3	1	2:21.136	37.368	35.671	32.926	139.0	7:05.101	4	1	2:21.292	36.884	36.177	32.985	138.9	9:29.201	
5	1	2:21.158	37.214	35.890	32.966	139.0	11:47.873	2	1	2:21.644	36.871	36.334	33.171	138.5	4:46.093	
2	1	2:21.482	37.285	35.716	33.456	138.7	4:43.965	3	1	2:21.816	37.555	36.072	33.023	138.4	7:07.909	
4	1	2:21.614	37.487	36.233	32.924	138.6	9:26.715	8	1	2:22.614	37.350	36.958	33.258	137.6	19:01.250	
6	1	2:21.845	36.978	36.190	33.328	138.3	14:09.718	5	1	2:22.789	37.672	36.352	33.441	137.4	11:51.990	
1	1	2:22.483	37.474	36.480	33.401	137.7	2:22.483	6	1	2:23.001	37.580	36.876	33.136	137.2	14:14.991	
8	1	2:22.661	37.736	36.169	33.642	137.6	18:55.364	7	1	2:23.645	37.999	36.497	33.604	136.6	16:38.636	
7	1	2:22.985	37.382	36.396	33.706	137.2	16:32.703	1	1	2:24.449	38.745	36.958	33.230	135.9	2:24.449	
<b>12</b>		1.Mahmoud ELBANNA KAWASAKI 300 QSSP 300														
7	1	2:20.202	37.353	35.276	32.780	140.0	16:27.792	4	1	2:21.292	36.884	36.177	32.985	138.9	9:29.201	
6	1	2:20.408	37.580	35.180	32.943	139.8	14:07.590	2	1	2:21.644	36.871	36.334	33.171	138.5	4:46.093	
5	1	2:20.764	37.576	35.420	32.959	139.4	11:47.182	3	1	2:21.816	37.555	36.072	33.023	138.4	7:07.909	
3	1	2:20.982	37.049	35.534	33.270	139.2	7:05.222	8	1	2:22.614	37.350	36.958	33.258	137.6	19:01.250	
4	1	2:21.196	37.263	35.721	33.133	139.0	9:26.418	5	1	2:22.789	37.672	36.352	33.441	137.4	11:51.990	
8	1	2:21.235	37.626	35.442	33.036	138.9	18:49.027	6	1	2:23.001	37.580	36.876	33.136	137.2	14:14.991	
2	1	2:21.344	37.227	35.796	33.130	138.8	4:44.240	7	1	2:23.645	37.999	36.497	33.604	136.6	16:38.636	
1	1	2:22.896	38.648	36.120	33.076	137.3	2:22.896	1	1	2:24.449	38.745	36.958	33.230	135.9	2:24.449	



## 2025 QSSP 300 Round 2

### LIC Race 2

### Sector Analysis

— Invalidated Lap   ■ Personal Best   ■ Session Best   B Crossing the pit lane

Lap	R	Time	Sector 1	Sector 2	Sector 3	Kph	Elapsed	Lap	R	Time	Sector 1	Sector 2	Sector 3	Kph	Elapsed
6								1.Andrea GIACCHERO KAWASAKI 300 QSSP 300							
3	1	2:21.108	37.168	35.801	33.302	139.1	7:07.323	8	1	2:27.190	37.810	37.488	35.152	133.3	19:42.647
2	1	2:21.943	37.328	35.881	33.466	138.2	4:46.215	7	1	2:27.219	37.989	37.624	35.181	133.3	17:15.457
4	1	2:22.187	37.313	36.072	33.352	138.0	9:29.510	4	1	2:27.794	38.227	37.444	35.525	132.8	9:51.940
6	1	2:22.694	37.594	36.069	33.449	137.5	14:15.004	3	1	2:27.889	38.053	37.556	35.143	132.7	7:24.146
8	1	2:22.773	37.591	36.484	33.646	137.4	19:01.423	6	1	2:27.932	37.890	37.425	35.795	132.7	14:48.238
5	1	2:22.800	37.264	36.307	33.815	137.4	11:52.310	1	1	2:28.125	39.541	37.511	34.552	132.5	2:28.125
7	1	2:23.646	37.789	36.475	33.529	136.6	16:38.650	2	1	2:28.132	38.300	37.673	35.028	132.5	4:56.257
1	1	2:24.272	38.869	36.538	33.668	136.0	2:24.272	5	1	2:28.366	37.809	38.220	35.522	132.3	12:20.306
7								1.Jake FRANKLIN KAWASAKI 300 QSSP 300							
4	1	2:21.261	37.252	36.063	33.003	138.9	9:26.493	7	1	2:23.226	37.389	36.883	33.513	137.0	16:46.522
3	1	2:21.278	37.464	35.756	33.204	138.9	7:05.232	6	1	2:23.238	37.573	36.292	33.653	137.0	14:23.296
5	1	2:21.399	37.559	35.998	32.952	138.8	11:47.892	5	1	2:23.461	37.890	36.385	33.619	136.8	12:00.058
2	1	2:21.459	37.436	35.822	33.047	138.7	4:43.954	3	1	2:23.579	37.451	36.465	33.902	136.7	7:12.586
6	1	2:21.834	37.035	36.955	32.926	138.4	14:09.726	2	1	2:23.671	37.390	36.643	33.922	136.6	4:49.007
8	1	2:22.473	37.587	36.089	33.584	137.7	18:55.165	4	1	2:24.011	37.531	36.765	33.659	136.3	9:36.597
1	1	2:22.495	37.433	36.643	33.629	137.7	2:22.495	8	1	2:24.044	37.684	36.777	33.853	136.2	19:10.566
7	1	2:22.966	37.363	36.541	33.743	137.3	16:32.692	1	1	2:25.336	38.208	36.983	34.367	135.0	2:25.336
9								1.Mohammed AL MUTAWA KAWASAKI 300 QSSP 300							
3	1	2:21.136	37.368	35.671	32.926	139.0	7:05.101	4	1	2:21.292	36.884	36.177	32.985	138.9	9:29.201
5	1	2:21.158	37.214	35.890	32.966	139.0	11:47.873	2	1	2:21.644	36.871	36.334	33.171	138.5	4:46.093
2	1	2:21.482	37.285	35.716	33.456	138.7	4:43.965	3	1	2:21.816	37.555	36.072	33.023	138.4	7:07.909
4	1	2:21.614	37.487	36.233	32.924	138.6	9:26.715	8	1	2:22.614	37.350	36.958	33.258	137.6	19:01.250
6	1	2:21.845	36.978	36.190	33.328	138.3	14:09.718	5	1	2:22.789	37.672	36.352	33.441	137.4	11:51.990
1	1	2:22.483	37.474	36.480	33.401	137.7	2:22.483	6	1	2:23.001	37.580	36.876	33.136	137.2	14:14.991
8	1	2:22.661	37.736	36.169	33.642	137.6	18:55.364	7	1	2:23.645	37.999	36.497	33.604	136.6	16:38.636
7	1	2:22.985	37.382	36.396	33.706	137.2	16:32.703	1	1	2:24.449	38.745	36.958	33.230	135.9	2:24.449
12								1.Mahmoud ELBANNA KAWASAKI 300 QSSP 300							
7	1	2:20.202	37.353	35.276	32.780	140.0	16:27.792	4	1	2:21.292	36.884	36.177	32.985	138.9	9:29.201
6	1	2:20.408	37.580	35.180	32.943	139.8	14:07.590	2	1	2:21.644	36.871	36.334	33.171	138.5	4:46.093
5	1	2:20.764	37.576	35.420	32.959	139.4	11:47.182	3	1	2:21.816	37.555	36.072	33.023	138.4	7:07.909
3	1	2:20.982	37.049	35.534	33.270	139.2	7:05.222	8	1	2:22.614	37.350	36.958	33.258	137.6	19:01.250
4	1	2:21.196	37.263	35.721	33.133	139.0	9:26.418	5	1	2:22.789	37.672	36.352	33.441	137.4	11:51.990
8	1	2:21.235	37.626	35.442	33.036	138.9	18:49.027	6	1	2:23.001	37.580	36.876	33.136	137.2	14:14.991
2	1	2:21.344	37.227	35.796	33.130	138.8	4:44.240	7	1	2:23.645	37.999	36.497	33.604	136.6	16:38.636
1	1	2:22.896	38.648	36.120	33.076	137.3	2:22.896	1	1	2:24.449	38.745	36.958	33.230	135.9	2:24.449



## 2025 QATAR SUPERSPORT 300

### Round 2

After Race 2

### Championship Results After Round 1 Race 2

FINAL

Pos	Participant	Total Points	Round 1		Round 2		Round 3		Round 4		Round 5		
			Race 1	Race 2	Race 1	Race 2	Race 1	Race 2	Race 1	Race 2	Race 1	Race 2	
1	<sup>12</sup> Mahmoud ELBANNA	91	25	25	16	25							0.00
2	<sup>27</sup> Johann ZAHREN	57	20	16	11	10							0.00
3	<sup>6</sup> Andrea GIACCHERO	53	16	13	13	11							0.00
4	<sup>95</sup> Kamal NAVAS	46	13	20	RET	13							0.00
5	<sup>7</sup> Jake FRANKLIN	45	DNEDNE		25	20							0.00
6	<sup>26</sup> Abedini AREZOO	41	11	11	10	9							0.00
7	<sup>9</sup> Mohammed AL MUTAWA	36	DNEDNE		20	16							0.00

(DIS= DISQUALIFIED) (RET = RETIRED) (NS = NOT STARTED) (DNE = DID NOT ENTER) (\* = NOT CLASSIFIED) (0 = NO POINTS BUT CLASSIFIED)

SIGNED BY: RACE DIRECTOR.....

27/09/2025 Pa