

2025 QSSP 300 Round 1

LIC

Final Entry List

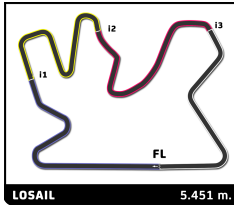
List of competitors, riders and bikes allowed to take part

No Rider	Nat	Team	Bike	Class
6 Andrea GIACCHERO	ITA		KAWASAKI 301	QSSP 300
12 Mahmoud ELBANNA	EGY		KAWASAKI 300	QSSP 300
26 Abedini AREZOO	IRN		KAWASAKI 300	QSSP 300
27 Johann ZAHREN	MAL		KAWASAKI 300	QSSP 300
95 Kamal NAVAS	IND		KAWASAKI 300	QSSP 300

5 Competitors

The results are provisional until the end of the limit for protests and appeals.
The limit time for protest expires 30' after publication of results.-Time.....
Published at:

<p>Race Director Franck Vayssie</p>		<p>Timekeeper: Isaac Mulungi</p>	
--	---	---	---



2025 QSSP 300 Round 1

LIC

Free Practice

Classification

No	Rider	Nat	Team	Bike	Tires	Cl.	Time	Lap	Total	Gap	Kph
1	12 Mahmoud ELBANNA	EGY		KAWASAKI 300	QSSP 300		2:22.222	6	8	-	138.0
2	95 Kamal NAVAS	IND		KAWASAKI 300	QSSP 300		2:28.571	6	8	+6.349	132.1
3	27 Johann ZAHREN	MAL		KAWASAKI 300	QSSP 300		2:29.075	4	8	+6.853	131.6
4	6 Andrea GIACCHERO	ITA		KAWASAKI 300	QSSP 300		2:31.667	7	8	+9.445	129.4
5	26 Abedini AREZOO	IRN		KAWASAKI 300	QSSP 300		2:33.138	8	8	+10.916	128.1

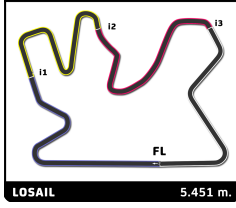
Fastest Lap:	Lap 6	Mahmoud ELBANNA	2:22.222	138.0 Kph
---------------------	-------	-----------------	-----------------	-----------

The results are provisional until the end of the limit for protests and appeals.
The limit time for protest expires 30' after publication of results.-Time.....

Published at:

Track Status: **DRY**

<p>Race Director Franck Vayssie</p>		<p>Timekeeper: Isaac Mulungi</p>	
--	--	---	--



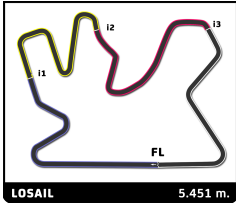
2025 QSSP 300 Round 1

LIC

Free Practice

Best Sector Times

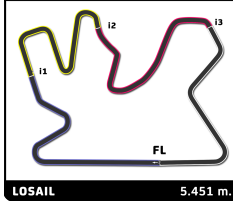
Sector 1			Sector 2			Sector 3			Ideal Lap	Best Lap	
Pos	No Rider	Time	No Rider	Time	No Rider	Time	Pos	No Rider			
1	12 M.ELBANNA	37.391	12 M.ELBANNA	35.681	12 M.ELBANNA	33.158	1	12 M.ELBANNA	2:21.156	2:22.222	(1)
2	95 K.NAVAS	38.677	95 K.NAVAS	37.809	95 K.NAVAS	34.680	2	95 K.NAVAS	2:28.276	2:28.571	(2)
3	27 J.ZAHREN	38.974	27 J.ZAHREN	38.046	27 J.ZAHREN	34.871	3	27 J.ZAHREN	2:28.745	2:29.075	(3)
4	6 A.GIACCHERO	39.203	6 A.GIACCHERO	38.760	6 A.GIACCHERO	35.393	4	6 A.GIACCHERO	2:31.156	2:31.667	(4)
5	26 A.AREZOO	39.305	26 A.AREZOO	39.389	26 A.AREZOO	36.100	5	26 A.AREZOO	2:32.284	2:33.138	(5)



After

Event maximum speed

No Rider	Team	Bike	Class	Top Speed	Lap	Session
----------	------	------	-------	-----------	-----	---------



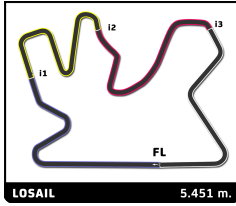
2025 QSSP 300 Round 1

LIC

Free Practice

Fastest Lap Sequence

Elapsed	No Rider	Team	Bike	Class	Time	Kph	Lap
6:13.831	12 Mahmoud ELBANNA		KAWASAKI 300	QSSP 300	2:25.225	135.1	2
8:37.351	12 Mahmoud ELBANNA		KAWASAKI 300	QSSP 300	2:23.520	136.7	3
11:00.243	12 Mahmoud ELBANNA		KAWASAKI 300	QSSP 300	2:22.892	137.3	4
15:48.456	12 Mahmoud ELBANNA		KAWASAKI 300	QSSP 300	2:22.222	138.0	6



2025 QSSP 300 Round 1

LIC

Free Practice

Sector Analysis

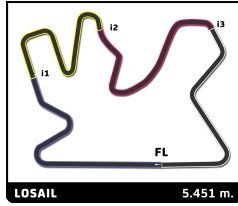
— Invalidated Lap

■ Personal Best

■ Session Best

B Crossing the pit lane

Lap	R	Time	Sector 1	Sector 2	Sector 3	Kph	Elapsed	Lap	R	Time	Sector 1	Sector 2	Sector 3	Kph	Elapsed		
6		1.Andrea GIACCHERO					KAWASAKI 300 QSSP 300		95		1.Kamal NAVAS					KAWASAKI 300 QSSP 300	
7	1	2:31.667	39.203	38.760	35.789	129.4	19:28.792	6	1	2:28.571	38.677	37.935	34.849	132.1	17:04.771		
6	1	2:32.642	39.493	39.306	35.816	128.6	16:57.125	7	1	2:29.155	38.859	37.809	34.946	131.6	19:33.926		
5	1	2:32.685	39.705	39.266	35.914	128.5	14:24.483	5	1	2:29.881	38.786	38.260	35.139	130.9	14:36.200		
4	1	2:34.217	39.963	39.832	36.324	127.2	11:51.798	3	1	2:31.074	39.204	38.116	35.217	129.9	9:34.690		
3	1	2:35.436	40.305	40.329	36.706	126.2	9:17.581	4	1	2:31.629	39.395	38.304	35.150	129.4	12:06.319		
2	1	2:39.270	41.518	40.665	37.874	123.2	6:42.145	8	1	2:44.290 B	38.966	38.305	34.680	119.4	22:18.216		
8	1	2:54.231 B	39.354	39.398	35.393	112.6	22:23.023	2	1	3:22.479	1:31.183	38.362	35.107	96.9	7:03.616		
1	1	4:02.875	1:59.331	43.916	39.480	80.8	4:02.875	1	1	3:41.137 B	1:37.943	39.821	35.772	88.7	3:41.137		
12		1.Mahmoud ELBANNA					KAWASAKI 300 QSSP 300										
6	1	2:22.222	37.832	35.984	33.480	138.0	15:48.456										
4	1	2:22.892	37.774	36.067	33.769	137.3	11:00.243										
3	1	2:23.520	38.165	36.310	33.619	136.7	8:37.351										
2	1	2:25.225	38.494	36.872	34.191	135.1	6:13.831										
5	1	2:25.991	37.718	36.237	34.968	134.4	13:26.234										
7	1	2:28.905	37.391	35.681	33.158	131.8	18:17.361										
8	1	2:38.421 B	37.767	35.983	33.681	123.9	20:55.782										
1	1	3:48.606	1:57.920	38.777	34.999	85.8	3:48.606										
26		1.Abedini AREZOO					KAWASAKI 300 QSSP 300										
8	1	2:33.138	39.305	40.243	36.100	128.1	22:01.650										
5	1	2:33.374	39.540	39.389	36.575	127.9	14:21.131										
7	1	2:33.578	39.525	39.462	36.653	127.8	19:28.512										
6	1	2:33.803	39.742	39.725	36.586	127.6	16:54.934										
4	1	2:34.834	39.688	39.842	37.282	126.7	11:47.757										
2	1	2:36.985	40.530	40.115	38.177	125.0	6:32.617										
3	1	2:40.306	43.898	40.536	37.268	122.4	9:12.923										
1	1	3:55.632	1:51.567	41.856	42.679	83.3	3:55.632										
27		1.Johann ZAHREN					KAWASAKI 300 QSSP 300										
4	1	2:29.075	38.974	38.249	34.998	131.6	11:28.183										
7	1	2:29.491	39.101	38.046	35.238	131.3	19:04.484										
3	1	2:29.554	39.321	38.291	34.871	131.2	8:59.108										
2	1	2:32.170	39.244	39.950	36.036	129.0	6:29.554										
6	1	2:32.721	41.600	38.646	35.420	128.5	16:34.993										
5	1	2:34.089	39.038	42.659	35.308	127.4	14:02.272										
8	1	3:02.623 B	44.640	44.369	39.679	107.5	22:07.107										
1	1	3:57.384	2:02.719	40.749	36.384	82.7	3:57.384										



2025 QSSP 300 Round 1

LIC

Free Practice

Sector Analysis

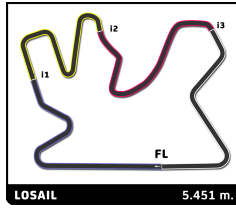
— Invalidated Lap

■ Personal Best

■ Session Best

B Crossing the pit lane

Lap	R	Time	Sector 1	Sector 2	Sector 3	Kph	Elapsed	Lap	R	Time	Sector 1	Sector 2	Sector 3	Kph	Elapsed		
6		1.Andrea GIACCHERO					KAWASAKI 300 QSSP 300		95		1.Kamal NAVAS					KAWASAKI 300 QSSP 300	
7	1	2:31.667	39.203	38.760	35.789	129.4	19:28.792	6	1	2:28.571	38.677	37.935	34.849	132.1	17:04.771		
6	1	2:32.642	39.493	39.306	35.816	128.6	16:57.125	7	1	2:29.155	38.859	37.809	34.946	131.6	19:33.926		
5	1	2:32.685	39.705	39.266	35.914	128.5	14:24.483	5	1	2:29.881	38.786	38.260	35.139	130.9	14:36.200		
4	1	2:34.217	39.963	39.832	36.324	127.2	11:51.798	3	1	2:31.074	39.204	38.116	35.217	129.9	9:34.690		
3	1	2:35.436	40.305	40.329	36.706	126.2	9:17.581	4	1	2:31.629	39.395	38.304	35.150	129.4	12:06.319		
2	1	2:39.270	41.518	40.665	37.874	123.2	6:42.145	8	1	2:44.290 B	38.966	38.305	34.680	119.4	22:18.216		
8	1	2:54.231 B	39.354	39.398	35.393	112.6	22:23.023	2	1	3:22.479	1:31.183	38.362	35.107	96.9	7:03.616		
1	1	4:02.875	1:59.331	43.916	39.480	80.8	4:02.875	1	1	3:41.137 B	1:37.943	39.821	35.772	88.7	3:41.137		
12		1.Mahmoud ELBANNA					KAWASAKI 300 QSSP 300										
6	1	2:22.222	37.832	35.984	33.480	138.0	15:48.456										
4	1	2:22.892	37.774	36.067	33.769	137.3	11:00.243										
3	1	2:23.520	38.165	36.310	33.619	136.7	8:37.351										
2	1	2:25.225	38.494	36.872	34.191	135.1	6:13.831										
5	1	2:25.991	37.718	36.237	34.968	134.4	13:26.234										
7	1	2:28.905	37.391	35.681	33.158	131.8	18:17.361										
8	1	2:38.421 B	37.767	35.983	33.681	123.9	20:55.782										
1	1	3:48.606	1:57.920	38.777	34.999	85.8	3:48.606										
26		1.Abedini AREZOO					KAWASAKI 300 QSSP 300										
8	1	2:33.138	39.305	40.243	36.100	128.1	22:01.650										
5	1	2:33.374	39.540	39.389	36.575	127.9	14:21.131										
7	1	2:33.578	39.525	39.462	36.653	127.8	19:28.512										
6	1	2:33.803	39.742	39.725	36.586	127.6	16:54.934										
4	1	2:34.834	39.688	39.842	37.282	126.7	11:47.757										
2	1	2:36.985	40.530	40.115	38.177	125.0	6:32.617										
3	1	2:40.306	43.898	40.536	37.268	122.4	9:12.923										
1	1	3:55.632	1:51.567	41.856	42.679	83.3	3:55.632										
27		1.Johann ZAHREN					KAWASAKI 300 QSSP 300										
4	1	2:29.075	38.974	38.249	34.998	131.6	11:28.183										
7	1	2:29.491	39.101	38.046	35.238	131.3	19:04.484										
3	1	2:29.554	39.321	38.291	34.871	131.2	8:59.108										
2	1	2:32.170	39.244	39.950	36.036	129.0	6:29.554										
6	1	2:32.721	41.600	38.646	35.420	128.5	16:34.993										
5	1	2:34.089	39.038	42.659	35.308	127.4	14:02.272										
8	1	3:02.623 B	44.640	44.369	39.679	107.5	22:07.107										
1	1	3:57.384	2:02.719	40.749	36.384	82.7	3:57.384										



2025 QSSP 300 Round 1

LIC

Qualifying Practice

Classification

No	Rider	Nat	Team	Bike	Tires	Cl.	Time	Lap	Total	Gap	Kph	
1	12 Mahmoud ELBANNA	EGY		KAWASAKI 300	QSSP 300		2:20.877	7	8	-	-	139.3
2	27 Johann ZAHREN	MAL		KAWASAKI 300	QSSP 300		2:26.181	4	8	+5.304	+5.304	134.2
3	95 Kamal NAVAS	IND		KAWASAKI 300	QSSP 300		2:26.510	5	8	+5.633	+0.329	133.9
4	6 Andrea GIACCHERO	ITA		KAWASAKI 300	QSSP 300		2:27.593	6	8	+6.716	+1.083	133.0
5	26 Abedini AREZOO	IRN		KAWASAKI 300	QSSP 300		2:33.137	7	8	+12.260	+5.544	128.1

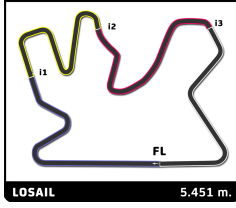
Fastest Lap: Lap 7 | Mahmoud ELBANNA | **2:20.877** | 139.3 Kph

The results are provisional until the end of the limit for protests and appeals.
The limit time for protest expires 30' after publication of results. -Time.....

Published at:

Track Status: **DRY**

<p>Race Director Franck Vayssie</p>		<p>Timekeeper: Isaac Mulungi</p>	
--	--	---	--



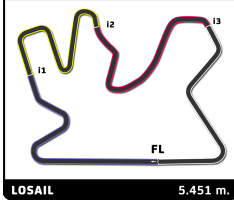
2025 QSSP 300 Round 1

LIC

Qualifying Practice

Best Sector Times

Sector 1			Sector 2			Sector 3			Ideal Lap	Best Lap	
Pos	No Rider	Time	No Rider	Time	No Rider	Time	Pos	No Rider			
1	12 M.ELBANNA	37.144	12 M.ELBANNA	35.578	12 M.ELBANNA	33.107	1	12 M.ELBANNA	2:20.642	2:20.877	(1)
2	95 K.NAVAS	38.024	95 K.NAVAS	37.380	95 K.NAVAS	33.774	2	95 K.NAVAS	2:25.465	2:26.510	(3)
3	27 J.ZAHREN	38.124	27 J.ZAHREN	37.449	27 J.ZAHREN	34.228	3	27 J.ZAHREN	2:26.075	2:26.181	(2)
4	6 A.GIACCHERO	38.498	6 A.GIACCHERO	37.669	6 A.GIACCHERO	34.680	4	6 A.GIACCHERO	2:27.501	2:27.593	(4)
5	26 A.AREZOO	39.140	26 A.AREZOO	38.837	26 A.AREZOO	36.512	5	26 A.AREZOO	2:32.526	2:33.137	(5)



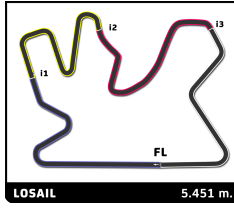
2025 QSSP 300 Round 1

LIC

After Qualifying Practice

Event maximum speed

No Rider	Team	Bike	Class	Top Speed	Lap	Session
27 Johann ZAHREN		KAWASAKI 300	QSSP 300	191.8	7	Qualifying Practice
95 Kamal NAVAS		KAWASAKI 300	QSSP 300	188.5	6	Qualifying Practice
26 Abedini AREZOO		KAWASAKI 300	QSSP 300	185.2	3	Qualifying Practice
12 Mahmoud ELBANNA		KAWASAKI 300	QSSP 300	184.9	4	Qualifying Practice



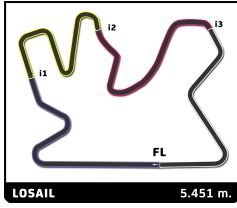
2025 QSSP 300 Round 1

LIC

Qualifying Practice

Fastest Lap Sequence

Elapsed	No Rider	Team	Bike	Class	Time	Kph	Lap
5:48.003	95 Kamal NAVAS		KAWASAKI 300	QSSP 300	2:28.969	131.7	2
6:05.425	12 Mahmoud ELBANNA		KAWASAKI 300	QSSP 300	2:26.536	133.9	2
8:27.586	12 Mahmoud ELBANNA		KAWASAKI 300	QSSP 300	2:22.161	138.0	3
13:12.188	12 Mahmoud ELBANNA		KAWASAKI 300	QSSP 300	2:22.005	138.2	5
15:33.264	12 Mahmoud ELBANNA		KAWASAKI 300	QSSP 300	2:21.076	139.1	6
17:54.141	12 Mahmoud ELBANNA		KAWASAKI 300	QSSP 300	2:20.877	139.3	7



2025 QSSP 300 Round 1

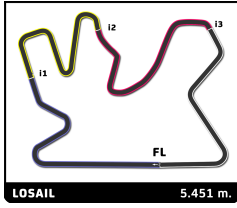
LIC

Qualifying Practice

Sector Analysis

— Invalidated Lap ■ Personal Best ■ Session Best B Crossing the pit lane

Lap	R	Time	Sector 1	Sector 2	Sector 3	Kph	Elapsed	Lap	R	Time	Sector 1	Sector 2	Sector 3	Kph	Elapsed		
6		1.Andrea GIACCHERO					KAWASAKI 300 QSSP 300		95		1.Kamal NAVAS					KAWASAKI 300 QSSP 300	
6	1	2:27.593	38.498	37.669	34.772	133.0	16:51.388	5	1	2:26.510	38.585	37.864	33.774	133.9	13:14.502		
8	1	2:27.719	38.711	37.672	34.680	132.8	21:47.609	2	1	2:28.969	38.771	38.395	35.002	131.7	5:48.003		
7	1	2:28.502	38.761	37.768	35.035	132.1	19:19.890	3	1	2:29.354	38.024	38.069	35.801	131.4	8:17.357		
5	1	2:28.636	38.823	38.032	34.913	132.0	14:23.795	4	1	2:30.635	38.513	37.380	35.446	130.3	10:47.992		
3	1	2:29.213	38.810	38.411	34.963	131.5	9:25.351	6	1	2:44.352 B	38.509	37.684	36.366	119.4	15:58.854		
4	1	2:29.808	38.823	38.562	35.215	131.0	11:55.159	8	1	3:05.865 B	38.320	40.406	35.854	105.6	23:04.934		
2	1	2:32.285	39.155	39.557	35.490	128.9	6:56.138	1	1	3:19.034	1:28.371	38.766	34.740	98.6	3:19.034		
1	1	4:23.853	2:28.802	40.020	36.942	74.4	4:23.853	7	1	4:00.215	2:11.404	37.649	34.153	81.7	19:59.069		
12		1.Mahmoud ELBANNA					KAWASAKI 300 QSSP 300										
7	1	2:20.877	37.203	35.644	33.107	139.3	17:54.141										
6	1	2:21.076	37.340	35.808	33.115	139.1	15:33.264										
5	1	2:22.005	37.144	36.327	33.370	138.2	13:12.188										
3	1	2:22.161	37.543	36.091	33.404	138.0	8:27.586										
4	1	2:22.597	37.401	36.600	33.461	137.6	10:50.183										
2	1	2:26.536	37.796	39.252	33.681	133.9	6:05.425										
8	1	2:29.558	37.346	35.578	33.318	131.2	20:23.699										
1	1	3:38.889	1:51.375	37.539	34.170	89.7	3:38.889										
26		1.Abedini AREZOO					KAWASAKI 300 QSSP 300										
7	1	2:33.137	39.140	38.837	37.123	128.1	19:11.804										
8	1	2:33.254	39.184	38.987	36.512	128.0	21:45.058										
4	1	2:33.311	39.201	39.196	36.807	128.0	11:31.490										
5	1	2:33.362	39.264	38.938	36.758	128.0	14:04.852										
3	1	2:33.475	39.365	38.880	37.021	127.9	8:58.179										
6	1	2:33.815	39.314	39.207	36.987	127.6	16:38.667										
2	1	2:34.392	39.248	39.920	36.707	127.1	6:24.704										
1	1	3:50.312	1:55.529	39.955	36.709	85.2	3:50.312										
27		1.Johann ZAHREN					KAWASAKI 300 QSSP 300										
4	1	2:26.181	38.184	37.495	34.228	134.2	11:07.355										
5	1	2:26.606	38.124	37.483	34.415	133.9	13:33.961										
7	1	2:26.838	38.313	37.449	34.304	133.6	18:28.600										
3	1	2:27.176	38.333	37.604	34.625	133.3	8:41.174										
8	1	2:27.654	38.540	37.601	34.832	132.9	20:56.254										
6	1	2:27.801	38.271	37.539	35.274	132.8	16:01.762										
2	1	2:28.360	38.462	38.177	34.861	132.3	6:13.998										
1	1	3:45.638	1:53.327	39.326	35.369	87.0	3:45.638										



2025 QSSP 300 Round 1

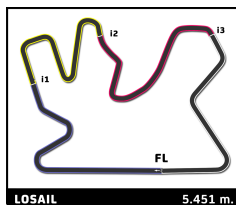
LIC

Qualifying Practice

Sector Analysis

— Invalidated Lap ■ Personal Best ■ Session Best B Crossing the pit lane

Lap	R	Time	Sector 1	Sector 2	Sector 3	Kph	Elapsed	Lap	R	Time	Sector 1	Sector 2	Sector 3	Kph	Elapsed	
6		1.Andrea GIACCHERO						KAWASAKI 300				QSSP 300				
6	1	2:27.593	38.498	37.669	34.772	133.0	16:51.388	5	1	2:26.510	38.585	37.864	33.774	133.9	13:14.502	
8	1	2:27.719	38.711	37.672	34.680	132.8	21:47.609	2	1	2:28.969	38.771	38.395	35.002	131.7	5:48.003	
7	1	2:28.502	38.761	37.768	35.035	132.1	19:19.890	3	1	2:29.354	38.024	38.069	35.801	131.4	8:17.357	
5	1	2:28.636	38.823	38.032	34.913	132.0	14:23.795	4	1	2:30.635	38.513	37.380	35.446	130.3	10:47.992	
3	1	2:29.213	38.810	38.411	34.963	131.5	9:25.351	6	1	2:44.352 B	38.509	37.684	36.366	119.4	15:58.854	
4	1	2:29.808	38.823	38.562	35.215	131.0	11:55.159	8	1	3:05.865 B	38.320	40.406	35.854	105.6	23:04.934	
2	1	2:32.285	39.155	39.557	35.490	128.9	6:56.138	1	1	3:19.034	1:28.371	38.766	34.740	98.6	3:19.034	
1	1	4:23.853	2:28.802	40.020	36.942	74.4	4:23.853	7	1	4:00.215	2:11.404	37.649	34.153	81.7	19:59.069	
12		1.Mahmoud ELBANNA						KAWASAKI 300				QSSP 300				
7	1	2:20.877	37.203	35.644	33.107	139.3	17:54.141									
6	1	2:21.076	37.340	35.808	33.115	139.1	15:33.264									
5	1	2:22.005	37.144	36.327	33.370	138.2	13:12.188									
3	1	2:22.161	37.543	36.091	33.404	138.0	8:27.586									
4	1	2:22.597	37.401	36.600	33.461	137.6	10:50.183									
2	1	2:26.536	37.796	39.252	33.681	133.9	6:05.425									
8	1	2:29.558	37.346	35.578	33.318	131.2	20:23.699									
1	1	3:38.889	1:51.375	37.539	34.170	89.7	3:38.889									
26		1.Abedini AREZOO						KAWASAKI 300				QSSP 300				
7	1	2:33.137	39.140	38.837	37.123	128.1	19:11.804									
8	1	2:33.254	39.184	38.987	36.512	128.0	21:45.058									
4	1	2:33.311	39.201	39.196	36.807	128.0	11:31.490									
5	1	2:33.362	39.264	38.938	36.758	128.0	14:04.852									
3	1	2:33.475	39.365	38.880	37.021	127.9	8:58.179									
6	1	2:33.815	39.314	39.207	36.987	127.6	16:38.667									
2	1	2:34.392	39.248	39.920	36.707	127.1	6:24.704									
1	1	3:50.312	1:55.529	39.955	36.709	85.2	3:50.312									
27		1.Johann ZAHREN						KAWASAKI 300				QSSP 300				
4	1	2:26.181	38.184	37.495	34.228	134.2	11:07.355									
5	1	2:26.606	38.124	37.483	34.415	133.9	13:33.961									
7	1	2:26.838	38.313	37.449	34.304	133.6	18:28.600									
3	1	2:27.176	38.333	37.604	34.625	133.3	8:41.174									
8	1	2:27.654	38.540	37.601	34.832	132.9	20:56.254									
6	1	2:27.801	38.271	37.539	35.274	132.8	16:01.762									
2	1	2:28.360	38.462	38.177	34.861	132.3	6:13.998									
1	1	3:45.638	1:53.327	39.326	35.369	87.0	3:45.638									



2025 QSSP 300 Round 1

LIC

Race 1 (8 Laps, 43.6 km.)

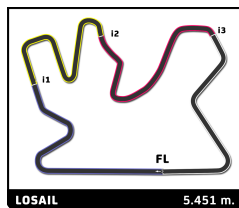
Final Starting Grid

26 A. AREZOO	2:33.137 5	6 A. GIACCHERO	2:27.593 4	2
95 K. NAVAS	2:26.510 3	27 J. ZAHREN	2:26.181 2	
		12 M. ELBANNA	2:20.877 1	1

↓
Pole

The results are provisional until the end of the limit for protests and appeals.
The limit time for protest expires 30' after publication of results. -Time.....

Race Director Franck Vayssie		Timekeeper: Isaac Mulungi	
--	--	-------------------------------------	--



2025 QSSP 300 Round 1

LIC

Race 1 (8 Laps, 43.6 km.)

Classification

No	Rider	Nat	Team	Bike	Tires	Cl.	Laps	Total Time	Gap	Kph	Best Lap		
											Lap	Time	Kph
1	12 Mahmoud ELBANNA	EGY		KAWASAKI 300	QSSP 300		8	19:07.385	-	136.8	6	2:22.254	137.9
2	27 Johann ZAHREN	MAL		KAWASAKI 300	QSSP 300		8	19:24.019	+16.634	134.9	2	2:25.049	135.3
3	6 Andrea GIACCHERO	ITA		KAWASAKI 300	QSSP 300		8	19:30.816	+23.431	134.1	4	2:25.507	134.9
4	95 Kamal NAVAS	IND		KAWASAKI 300	QSSP 300		8	19:36.825	+29.440	133.4	5	2:25.358	135.0
5	26 Abedini AREZOO	IRN		KAWASAKI 300	QSSP 300		8	20:20.819	+1:13.434	128.6	5	2:31.810	129.3

Pole Position:	Mahmoud ELBANNA	2:20.877	139.3 Kph
Fastest Lap:	Lap 6 Mahmoud ELBANNA	2:22.254	137.9 Kph

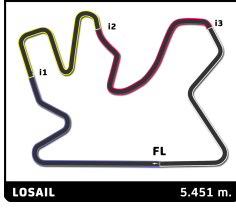
The results are provisional until the end of the limit for protests and appeals.

The limit time for protest expires 30' after publication of results. - Time.....

Published at:

Track Status: **DRY**

Race Director Franck Vayssie		Timekeeper: Isaac Mulungi	
--	---	-------------------------------------	---



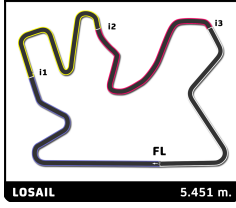
2025 QSSP 300 Round 1

LIC

Race 1

Lap Chart

No	Pos	Grid	Lap							
			1	2	3	4	5	6	7	8
12	1	12	12	12	12	12	12	12	12	12
27	2	27	27	27	27	27	27	27	27	27
95	3	95	6	6	6	6	95	6	6	6
6	4	6	95	95	95	95	6	95	95	95
26	5	26	26	26	26	26	26	26	26	26



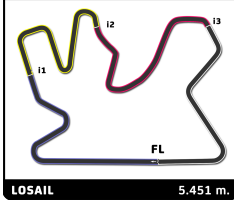
2025 QSSP 300 Round 1

LIC

Race 1

Best Sector Times

Sector 1		Sector 2		Sector 3				Ideal Lap	Best Lap
Pos	No Rider	Time	No Rider	Time	No Rider	Time	Pos	No Rider	
1	95 K.NAVAS	37.480	12 M.ELBANNA	36.163	12 M.ELBANNA	33.200	1	12 M.ELBANNA	2:22.207 2:22.254 (1)
2	12 M.ELBANNA	37.586	6 A.GIACCHERO	36.823	27 J.ZAHREN	33.663	2	27 J.ZAHREN	2:24.540 2:25.049 (2)
3	27 J.ZAHREN	37.709	27 J.ZAHREN	36.906	95 K.NAVAS	33.836	3	95 K.NAVAS	2:24.828 2:25.358 (3)
4	6 A.GIACCHERO	37.768	95 K.NAVAS	37.095	6 A.GIACCHERO	34.038	4	6 A.GIACCHERO	2:24.973 2:25.507 (4)
5	26 A.AREZOO	39.125	26 A.AREZOO	38.620	26 A.AREZOO	35.979	5	26 A.AREZOO	2:31.246 2:31.810 (5)



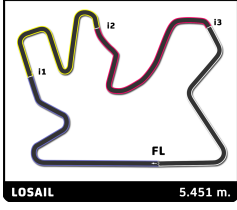
2025 QSSP 300 Round 1

LIC

After Race 1

Event maximum speed

No Rider	Team	Bike	Class	Top Speed	Lap	Session
27 Johann ZAHREN		KAWASAKI 300	QSSP 300	191.8	7	Qualifying Practice
6 Andrea GIACCHERO		KAWASAKI 300	QSSP 300	190.1	4	Race 1
95 Kamal NAVAS		KAWASAKI 300	QSSP 300	188.5	6	Qualifying Practice
26 Abedini AREZOO		KAWASAKI 300	QSSP 300	185.2	3	Qualifying Practice
12 Mahmoud ELBANNA		KAWASAKI 300	QSSP 300	184.9	4	Qualifying Practice



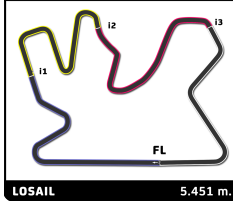
2025 QSSP 300 Round 1

LIC

Race 1

Leader Sequence by Class

No	Rider	Team	Bike	Start Lap	End Lap	Laps	Total Laps
QSSP 300							
12	Mahmoud ELBANNA		KAWASAKI 300	1	8	8	8



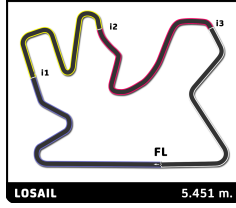
2025 QSSP 300 Round 1

LIC

Race 1

Fastest Lap Sequence

Elapsed	No Rider	Team	Bike	Class	Time	Kph	Lap
4:50.187	12 Mahmoud ELBANNA		KAWASAKI 300	QSSP 300	2:23.917	136.4	2
7:13.388	12 Mahmoud ELBANNA		KAWASAKI 300	QSSP 300	2:23.201	137.0	3
9:36.423	12 Mahmoud ELBANNA		KAWASAKI 300	QSSP 300	2:23.035	137.2	4
11:59.248	12 Mahmoud ELBANNA		KAWASAKI 300	QSSP 300	2:22.825	137.4	5
14:21.502	12 Mahmoud ELBANNA		KAWASAKI 300	QSSP 300	2:22.254	137.9	6



2025 QSSP 300 Round 1

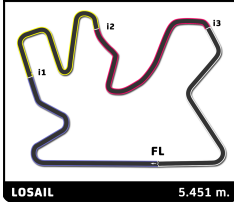
LIC

Race 1

Analysis by lap

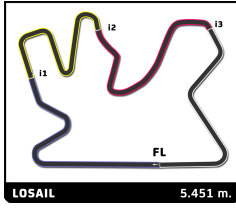
Lapped ■

No	Lap Time	Gap	No	Lap Time	Gap	No	Lap Time	Gap	No	Lap Time	Gap	No	Lap Time	Gap
Lap 1			Lap 8											
12	2:26.270	0.000	12	2:23.027										
27	2:26.750	0.480	27	2:25.213	16.634									
6	2:28.732	2.462	6	2:26.230	23.431									
95	2:29.891	3.621	95	2:26.110	29.440									
26	2:33.869	7.599	26	2:32.599	1:13.434									
Lap 2														
12	2:23.917													
27	2:25.049	1.612												
6	2:26.509	5.054												
95	2:26.149	5.853												
26	2:32.733	16.415												
Lap 3														
12	2:23.201													
27	2:26.337	4.748												
6	2:26.687	8.540												
95	2:25.911	8.563												
26	2:32.583	25.797												
Lap 4														
12	2:23.035													
27	2:25.213	6.926												
6	2:25.507	11.012												
95	2:25.608	11.136												
26	2:32.417	35.179												
Lap 5														
12	2:22.825													
27	2:25.191	9.292												
95	2:25.358	13.669												
6	2:25.569	13.756												
26	2:31.810	44.164												
Lap 6														
12	2:22.254													
27	2:25.082	12.120												
6	2:25.677	17.179												
95	2:29.028	20.443												
26	2:32.417	54.327												
Lap 7														
12	2:22.856													
27	2:25.184	14.448												
6	2:25.905	20.228												
95	2:28.770	26.357												
26	2:32.391	1:03.862												



Pit Stop Analysis

No	In Time	In Rider	Out Time	Out Rider	Pit Time	T.Pit Time	No	In Time	In Rider	Out Time	Out Rider	Pit Time	T.Pit Time



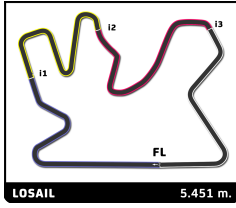
2025 QSSP 300 Round 1

LIC
Race 1

Sector Analysis

— Invalidated Lap ■ Personal Best ■ Session Best B Crossing the pit lane

Lap	R	Time	Sector 1	Sector 2	Sector 3	Kph	Elapsed	Lap	R	Time	Sector 1	Sector 2	Sector 3	Kph	Elapsed	
6		1.Andrea GIACCHERO						KAWASAKI 300 QSSP 300								
4	1	2:25.507	37.768	36.823	34.142	134.9	9:47.435	5	1	2:25.358	37.480	37.095	33.836	135.0	12:12.917	
5	1	2:25.569	37.964	37.074	34.176	134.8	12:13.004	4	1	2:25.608	37.546	37.577	34.068	134.8	9:47.559	
6	1	2:25.677	38.087	37.064	34.182	134.7	14:38.681	3	1	2:25.911	37.767	37.612	33.967	134.5	7:21.951	
7	1	2:25.905	38.236	36.953	34.261	134.5	17:04.586	8	1	2:26.110	37.888	37.131	34.239	134.3	19:36.825	
8	1	2:26.230	38.229	36.983	34.363	134.2	19:30.816	2	1	2:26.149	38.254	37.300	33.963	134.3	4:56.040	
2	1	2:26.509	38.576	37.374	34.038	133.9	4:55.241	7	1	2:28.770	38.924	38.971	34.106	131.9	17:10.715	
3	1	2:26.687	38.416	37.394	34.137	133.8	7:21.928	6	1	2:29.028	38.061	38.096	35.768	131.7	14:41.945	
1	1	2:28.732	39.426	38.273	34.260	131.9	2:28.732	1	1	2:29.891	38.846	38.087	36.173	130.9	2:29.891	
12		1.Mahmoud ELBANNA						KAWASAKI 300 QSSP 300								
6	1	2:22.254	37.633	36.163	33.200	137.9	14:21.502	4	1	2:22.825	37.674	36.323	33.293	137.4	11:59.248	
5	1	2:22.825	37.674	36.323	33.293	137.4	11:59.248	7	1	2:22.856	37.765	36.178	33.301	137.4	16:44.358	
7	1	2:22.856	37.765	36.178	33.301	137.4	16:44.358	8	1	2:23.027	37.641	36.286	33.438	137.2	19:07.385	
8	1	2:23.027	37.641	36.286	33.438	137.2	19:07.385	4	1	2:23.035	37.586	36.346	33.449	137.2	9:36.423	
4	1	2:23.035	37.586	36.346	33.449	137.2	9:36.423	3	1	2:23.201	37.787	36.217	33.411	137.0	7:13.388	
3	1	2:23.201	37.787	36.217	33.411	137.0	7:13.388	2	1	2:23.917	37.970	36.447	33.647	136.4	4:50.187	
2	1	2:23.917	37.970	36.447	33.647	136.4	4:50.187	1	1	2:26.270	39.162	37.136	33.688	134.2	2:26.270	
1	1	2:26.270	39.162	37.136	33.688	134.2	2:26.270									
26		1.Abedini AREZOO						KAWASAKI 300 QSSP 300								
5	1	2:31.810	39.155	39.154	35.979	129.3	12:43.412	7	1	2:32.391	39.125	38.908	36.309	128.8	17:48.220	
7	1	2:32.391	39.125	38.908	36.309	128.8	17:48.220	4	1	2:32.417	39.346	38.620	36.247	128.7	10:11.602	
4	1	2:32.417	39.346	38.620	36.247	128.7	10:11.602	6	1	2:32.417	39.293	38.635	36.149	128.7	15:15.829	
6	1	2:32.417	39.293	38.635	36.149	128.7	15:15.829	3	1	2:32.583	39.199	38.799	36.585	128.6	7:39.185	
3	1	2:32.583	39.199	38.799	36.585	128.6	7:39.185	8	1	2:32.599	39.153	39.058	36.317	128.6	20:20.819	
8	1	2:32.599	39.153	39.058	36.317	128.6	20:20.819	2	1	2:32.733	39.465	38.741	36.311	128.5	5:06.602	
2	1	2:32.733	39.465	38.741	36.311	128.5	5:06.602	1	1	2:33.869	40.725	38.992	36.049	127.5	2:33.869	
1	1	2:33.869	40.725	38.992	36.049	127.5	2:33.869									
27		1.Johann ZAHREN						KAWASAKI 300 QSSP 300								
2	1	2:25.049	37.709	37.122	33.707	135.3	4:51.799	6	1	2:25.082	37.926	36.906	33.779	135.3	14:33.622	
6	1	2:25.082	37.926	36.906	33.779	135.3	14:33.622	7	1	2:25.184	38.188	36.990	33.744	135.2	16:58.806	
7	1	2:25.184	38.188	36.990	33.744	135.2	16:58.806	5	1	2:25.191	38.095	36.934	33.772	135.2	12:08.540	
5	1	2:25.191	38.095	36.934	33.772	135.2	12:08.540	4	1	2:25.213	38.018	37.114	33.663	135.1	9:43.349	
4	1	2:25.213	38.018	37.114	33.663	135.1	9:43.349	8	1	2:25.213	38.037	36.928	33.818	135.1	19:24.019	
8	1	2:25.213	38.037	36.928	33.818	135.1	19:24.019	3	1	2:26.337	38.984	37.058	33.898	134.1	7:18.136	
3	1	2:26.337	38.984	37.058	33.898	134.1	7:18.136	1	1	2:26.750	38.937	37.727	33.760	133.7	2:26.750	
1	1	2:26.750	38.937	37.727	33.760	133.7	2:26.750									



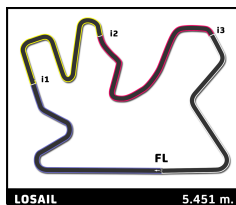
2025 QSSP 300 Round 1

LIC
Race 1

Sector Analysis

— Invalidated Lap ■ Personal Best ■ Session Best B Crossing the pit lane

Lap	R	Time	Sector 1	Sector 2	Sector 3	Kph	Elapsed	Lap	R	Time	Sector 1	Sector 2	Sector 3	Kph	Elapsed		
6		1.Andrea GIACCHERO					KAWASAKI 300 QSSP 300		95		1.Kamal NAVAS					KAWASAKI 300 QSSP 300	
4	1	2:25.507	37.768	36.823	34.142	134.9	9:47.435	5	1	2:25.358	37.480	37.095	33.836	135.0	12:12.917		
5	1	2:25.569	37.964	37.074	34.176	134.8	12:13.004	4	1	2:25.608	37.546	37.577	34.068	134.8	9:47.559		
6	1	2:25.677	38.087	37.064	34.182	134.7	14:38.681	3	1	2:25.911	37.767	37.612	33.967	134.5	7:21.951		
7	1	2:25.905	38.236	36.953	34.261	134.5	17:04.586	8	1	2:26.110	37.888	37.131	34.239	134.3	19:36.825		
8	1	2:26.230	38.229	36.983	34.363	134.2	19:30.816	2	1	2:26.149	38.254	37.300	33.963	134.3	4:56.040		
2	1	2:26.509	38.576	37.374	34.038	133.9	4:55.241	7	1	2:28.770	38.924	38.971	34.106	131.9	17:10.715		
3	1	2:26.687	38.416	37.394	34.137	133.8	7:21.928	6	1	2:29.028	38.061	38.096	35.768	131.7	14:41.945		
1	1	2:28.732	39.426	38.273	34.260	131.9	2:28.732	1	1	2:29.891	38.846	38.087	36.173	130.9	2:29.891		
12		1.Mahmoud ELBANNA					KAWASAKI 300 QSSP 300										
6	1	2:22.254	37.633	36.163	33.200	137.9	14:21.502										
5	1	2:22.825	37.674	36.323	33.293	137.4	11:59.248										
7	1	2:22.856	37.765	36.178	33.301	137.4	16:44.358										
8	1	2:23.027	37.641	36.286	33.438	137.2	19:07.385										
4	1	2:23.035	37.586	36.346	33.449	137.2	9:36.423										
3	1	2:23.201	37.787	36.217	33.411	137.0	7:13.388										
2	1	2:23.917	37.970	36.447	33.647	136.4	4:50.187										
1	1	2:26.270	39.162	37.136	33.688	134.2	2:26.270										
26		1.Abedini AREZOO					KAWASAKI 300 QSSP 300										
5	1	2:31.810	39.155	39.154	35.979	129.3	12:43.412										
7	1	2:32.391	39.125	38.908	36.309	128.8	17:48.220										
4	1	2:32.417	39.346	38.620	36.247	128.7	10:11.602										
6	1	2:32.417	39.293	38.635	36.149	128.7	15:15.829										
3	1	2:32.583	39.199	38.799	36.585	128.6	7:39.185										
8	1	2:32.599	39.153	39.058	36.317	128.6	20:20.819										
2	1	2:32.733	39.465	38.741	36.311	128.5	5:06.602										
1	1	2:33.869	40.725	38.992	36.049	127.5	2:33.869										
27		1.Johann ZAHREN					KAWASAKI 300 QSSP 300										
2	1	2:25.049	37.709	37.122	33.707	135.3	4:51.799										
6	1	2:25.082	37.926	36.906	33.779	135.3	14:33.622										
7	1	2:25.184	38.188	36.990	33.744	135.2	16:58.806										
5	1	2:25.191	38.095	36.934	33.772	135.2	12:08.540										
4	1	2:25.213	38.018	37.114	33.663	135.1	9:43.349										
8	1	2:25.213	38.037	36.928	33.818	135.1	19:24.019										
3	1	2:26.337	38.984	37.058	33.898	134.1	7:18.136										
1	1	2:26.750	38.937	37.727	33.760	133.7	2:26.750										



2025 QSSP 300 Round 1

LIC

Race 2 (8 Laps, 43.6 km.)

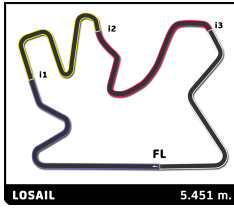
Provisional Starting Grid

	26 A. AREZOO	2:33.137 5		6 A. GIACCHERO	2:27.593 4	2
95 K. NAVAS	2:26.510 3		27 J. ZAHREN	2:26.181 2		
				12 M. ELBANNA	2:20.877 1	1

↓
Pole

The results are provisional until the end of the limit for protests and appeals.
The limit time for protest expires 30' after publication of results. -Time.....

Race Director Franck Vayssie		Timekeeper: Isaac Mulungi	
--	--	-------------------------------------	--



2025 QSSP 300 Round 1

LIC

Warm Up

Classification

No	Rider	Nat	Team	Bike	Tires	Cl.	Time	Lap	Total	Gap	Kph
1	12 Mahmoud ELBANNA	EGY		KAWASAKI 300	QSSP 300		2:22.564	6	6	-	137.6
2	95 Kamal NAVAS	IND		KAWASAKI 300	QSSP 300		2:26.707	5	6	+4.143	133.8
3	27 Johann ZAHREN	MAL		KAWASAKI 300	QSSP 300		2:27.116	6	6	+4.552	133.4
4	6 Andrea GIACCHERO	ITA		KAWASAKI 300	QSSP 300		2:27.684	5	6	+5.120	132.9
5	26 Abedini AREZOO	IRN		KAWASAKI 300	QSSP 300		2:30.975	5	6	+8.411	130.0

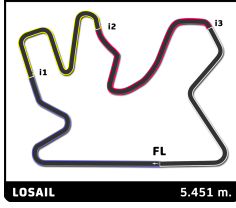
Fastest Lap:	Lap 6	Mahmoud ELBANNA	2:22.564	137.6 Kph
---------------------	-------	-----------------	-----------------	-----------

The results are provisional until the end of the limit for protests and appeals.
The limit time for protest expires 30' after publication of results.-Time.....

Published at:

Track Status: **DRY**

<p>Race Director Franck Vayssie</p>		<p>Timekeeper: Isaac Mulungi</p>	
--	--	---	--



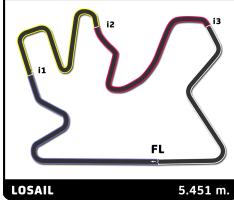
2025 QSSP 300 Round 1

LIC

Warm Up

Best Sector Times

Sector 1			Sector 2			Sector 3			Ideal Lap	Best Lap	
Pos	No Rider	Time	No Rider	Time	No Rider	Time	Pos	No Rider			
1	12 M.ELBANNA	37.767	12 M.ELBANNA	36.240	12 M.ELBANNA	33.148	1	12 M.ELBANNA	2:22.332	2:22.564	(1)
2	95 K.NAVAS	38.382	95 K.NAVAS	37.214	95 K.NAVAS	33.570	2	95 K.NAVAS	2:25.715	2:26.707	(2)
3	27 J.ZAHREN	38.420	6 A.GIACCHERO	37.548	27 J.ZAHREN	34.130	3	27 J.ZAHREN	2:26.860	2:27.116	(3)
4	6 A.GIACCHERO	38.801	27 J.ZAHREN	38.028	6 A.GIACCHERO	34.371	4	6 A.GIACCHERO	2:27.150	2:27.684	(4)
5	26 A.AREZOO	39.267	26 A.AREZOO	38.644	26 A.AREZOO	35.938	5	26 A.AREZOO	2:30.764	2:30.975	(5)



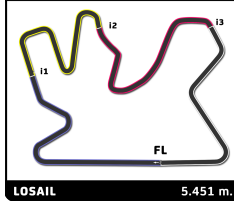
2025 QSSP 300 Round 1

LIC

After Warm Up

Event maximum speed

No Rider	Team	Bike	Class	Top Speed	Lap	Session
27 Johann ZAHREN		KAWASAKI 300	QSSP 300	191.8	7	Qualifying Practice
6 Andrea GIACCHERO		KAWASAKI 300	QSSP 300	190.1	4	Race 1
12 Mahmoud ELBANNA		KAWASAKI 300	QSSP 300	189.8	4	Warm Up
95 Kamal NAVAS		KAWASAKI 300	QSSP 300	188.5	6	Qualifying Practice
26 Abedini AREZOO		KAWASAKI 300	QSSP 300	185.2	3	Qualifying Practice



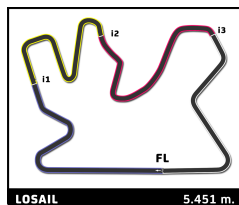
2025 QSSP 300 Round 1

LIC

Warm Up

Fastest Lap Sequence

Elapsed	No Rider	Team	Bike	Class	Time	Kph	Lap
5:55.603	95 Kamal NAVAS		KAWASAKI 300	QSSP 300	2:27.347	133.2	2
8:55.474	12 Mahmoud ELBANNA		KAWASAKI 300	QSSP 300	2:26.429	134.0	3
11:18.821	12 Mahmoud ELBANNA		KAWASAKI 300	QSSP 300	2:23.347	136.9	4
13:41.920	12 Mahmoud ELBANNA		KAWASAKI 300	QSSP 300	2:23.099	137.1	5
16:04.484	12 Mahmoud ELBANNA		KAWASAKI 300	QSSP 300	2:22.564	137.6	6



2025 QSSP 300 Round 1

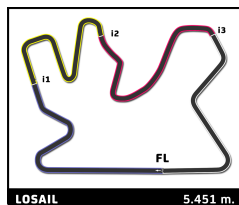
LIC

Warm Up

Sector Analysis

— Invalidated Lap ■ Personal Best ■ Session Best B Crossing the pit lane

Lap	R	Time	Sector 1	Sector 2	Sector 3	Kph	Elapsed	Lap	R	Time	Sector 1	Sector 2	Sector 3	Kph	Elapsed
6 1.Andrea GIACCHERO KAWASAKI 300 QSSP 300															
5	1	2:27.684	38.801	37.600	34.371	132.9	13:52.500								
4	1	2:28.053	38.871	38.054	34.440	132.5	11:24.816								
6	1	2:28.239	39.162	37.970	34.677	132.4	16:20.739								
2	1	2:29.988	38.862	39.611	34.978	130.8	6:26.692								
3	1	2:30.071	38.920	37.548	36.666	130.8	8:56.763								
1	1	3:56.704	2:03.969	39.985	35.764	82.9	3:56.704								
12 1.Mahmoud ELBANNA KAWASAKI 300 QSSP 300															
6	1	2:22.564	37.938	36.301	33.148	137.6	16:04.484								
5	1	2:23.099	38.196	36.240	33.221	137.1	13:41.920								
4	1	2:23.347	37.767	36.739	33.432	136.9	11:18.821								
3	1	2:26.429	39.080	36.512	33.957	134.0	8:55.474								
2	1	2:31.116	38.321	38.598	35.776	129.9	6:29.045								
1	1	3:57.929	2:08.763	38.122	34.174	82.5	3:57.929								
26 1.Abedini AREZOO KAWASAKI 300 QSSP 300															
5	1	2:30.975	39.271	38.851	35.938	130.0	14:01.614								
6	1	2:31.029	39.267	38.644	36.123	129.9	16:32.643								
4	1	2:31.606	39.337	38.982	36.137	129.4	11:30.639								
2	1	2:35.038	40.591	39.648	36.769	126.6	6:22.953								
3	1	2:36.080	40.113	39.641	38.369	125.7	8:59.033								
1	1	3:47.915	1:50.595	41.620	37.445	86.1	3:47.915								
27 1.Johann ZAHREN KAWASAKI 300 QSSP 300															
6	1	2:27.116	38.420	38.284	34.130	133.4	16:20.388								
5	1	2:27.475	38.822	38.028	34.236	133.1	13:53.272								
2	1	2:29.279	39.317	38.629	34.578	131.5	6:25.772								
3	1	2:29.320	39.148	38.775	34.714	131.4	8:55.092								
4	1	2:30.705	38.891	38.876	34.837	130.2	11:25.797								
1	1	3:56.493	2:01.458	40.579	36.398	83.0	3:56.493								
95 1.Kamal NAVAS KAWASAKI 300 QSSP 300															
5	1	2:26.707	38.382	37.214	33.570	133.8	13:17.079								
4	1	2:27.006	38.901	37.359	34.197	133.5	10:50.372								
2	1	2:27.347	38.638	37.691	33.943	133.2	5:55.603								
3	1	2:27.763	38.699	37.482	34.102	132.8	8:23.366								
6	1	2:44.639B	39.840	39.452	34.686	119.2	16:01.718								
1	1	3:28.256	1:38.687	37.998	34.679	94.2	3:28.256								



2025 QSSP 300 Round 1

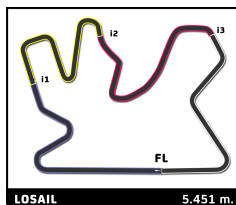
LIC

Warm Up

Sector Analysis

— Invalidated Lap ■ Personal Best ■ Session Best B Crossing the pit lane

Lap	R	Time	Sector 1	Sector 2	Sector 3	Kph	Elapsed	Lap	R	Time	Sector 1	Sector 2	Sector 3	Kph	Elapsed
6		1.Andrea GIACCHERO									KAWASAKI 300 QSSP 300				
5	1	2:27.684	38.801	37.600	34.371	132.9	13:52.500								
4	1	2:28.053	38.871	38.054	34.440	132.5	11:24.816								
6	1	2:28.239	39.162	37.970	34.677	132.4	16:20.739								
2	1	2:29.988	38.862	39.611	34.978	130.8	6:26.692								
3	1	2:30.071	38.920	37.548	36.666	130.8	8:56.763								
1	1	3:56.704	2:03.969	39.985	35.764	82.9	3:56.704								
12		1.Mahmoud ELBANNA									KAWASAKI 300 QSSP 300				
6	1	2:22.564	37.938	36.301	33.148	137.6	16:04.484								
5	1	2:23.099	38.196	36.240	33.221	137.1	13:41.920								
4	1	2:23.347	37.767	36.739	33.432	136.9	11:18.821								
3	1	2:26.429	39.080	36.512	33.957	134.0	8:55.474								
2	1	2:31.116	38.321	38.598	35.776	129.9	6:29.045								
1	1	3:57.929	2:08.763	38.122	34.174	82.5	3:57.929								
26		1.Abedini AREZOO									KAWASAKI 300 QSSP 300				
5	1	2:30.975	39.271	38.851	35.938	130.0	14:01.614								
6	1	2:31.029	39.267	38.644	36.123	129.9	16:32.643								
4	1	2:31.606	39.337	38.982	36.137	129.4	11:30.639								
2	1	2:35.038	40.591	39.648	36.769	126.6	6:22.953								
3	1	2:36.080	40.113	39.641	38.369	125.7	8:59.033								
1	1	3:47.915	1:50.595	41.620	37.445	86.1	3:47.915								
27		1.Johann ZAHREN									KAWASAKI 300 QSSP 300				
6	1	2:27.116	38.420	38.284	34.130	133.4	16:20.388								
5	1	2:27.475	38.822	38.028	34.236	133.1	13:53.272								
2	1	2:29.279	39.317	38.629	34.578	131.5	6:25.772								
3	1	2:29.320	39.148	38.775	34.714	131.4	8:55.092								
4	1	2:30.705	38.891	38.876	34.837	130.2	11:25.797								
1	1	3:56.493	2:01.458	40.579	36.398	83.0	3:56.493								
95		1.Kamal NAVAS									KAWASAKI 300 QSSP 300				
5	1	2:26.707	38.382	37.214	33.570	133.8	13:17.079								
4	1	2:27.006	38.901	37.359	34.197	133.5	10:50.372								
2	1	2:27.347	38.638	37.691	33.943	133.2	5:55.603								
3	1	2:27.763	38.699	37.482	34.102	132.8	8:23.366								
6	1	2:44.639B	39.840	39.452	34.686	119.2	16:01.718								
1	1	3:28.256	1:38.687	37.998	34.679	94.2	3:28.256								



2025 QSSP 300 Round 1

LIC

Race 2 (8 Laps, 43.6 km.)

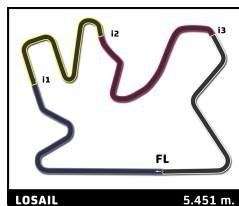
Final Starting Grid

	26 A. AREZOO	2:33.137 5		6 A. GIACCHERO	2:27.593 4	2
95 K. NAVAS	2:26.510 3		27 J. ZAHREN	2:26.181 2		
				12 M. ELBANNA	2:20.877 1	1

↓
Pole

The results are provisional until the end of the limit for protests and appeals.
The limit time for protest expires 30' after publication of results. -Time.....

Race Director Franck Vayssie		Timekeeper: Isaac Mulungi	
--	--	-------------------------------------	--



2025 QSSP 300 Round 1

LIC

Race 2 (8 Laps, 43.6 km.)

Classification

No	Rider	Nat	Team	Bike	Tires	Cl.	Laps	Total Time	Gap	Kph	Best Lap		
											Lap	Time	Kph
1	12 Mahmoud ELBANNA	EGY		KAWASAKI 300	QSSP 300		8	20:05.119	-	130.3	7	2:21.789	138.4
2	95 Kamal NAVAS	IND		KAWASAKI 300	QSSP 300		8	20:17.449	+12.330	128.9	7	2:22.244	138.0
3	27 Johann ZAHREN	MAL		KAWASAKI 300	QSSP 300		8	20:19.250	+14.131	128.8	4	2:24.092	136.2
4	6 Andrea GIACCHERO	ITA		KAWASAKI 300	QSSP 300		8	20:27.377	+22.258	127.9	3	2:24.659	135.7
5	26 Abedini AREZOO	IRN		KAWASAKI 300	QSSP 300		8	21:07.816	+1:02.697	123.8	4	2:30.035	130.8

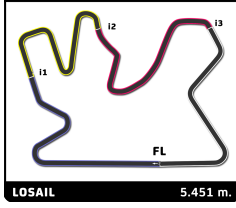
Pole Position:	Mahmoud ELBANNA	2:20.877	139.3 Kph
Fastest Lap:	Lap7 Mahmoud ELBANNA	2:21.789	138.4 Kph

The results are provisional until the end of the limit for protests and appeals.
The limit time for protest expires 30' after publication of results.-Time.....

Published at:

Track Status: **DRY**

Race Director Franck Vayssie		Timekeeper: Isaac Mulungi	
--	---	-------------------------------------	---



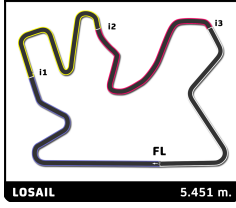
2025 QSSP 300 Round 1

LIC

Race 2

Lap Chart

No	Pos	Grid	Lap							
			1	2	3	4	5	6	7	8
12	1	12	95	12	95	95	12	12	12	12
27	2	27	12	95	12	12	27	27	27	95
95	3	95	27	27	27	27	95	95	95	27
6	4	6	6	6	6	6	6	6	6	6
26	5	26	26	26	26	26	26	26	26	26



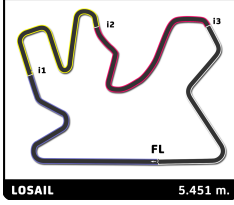
2025 QSSP 300 Round 1

LIC

Race 2

Best Sector Times

Sector 1		Sector 2		Sector 3				Ideal Lap	Best Lap
Pos	No Rider	Time	No Rider	Time	No Rider	Time	Pos	No Rider	
1	12 M.ELBANNA	37.440	12 M.ELBANNA	35.802	95 K.NAVAS	32.714	1	12 M.ELBANNA	2:21.455 2:21.789 (1)
2	95 K.NAVAS	37.572	95 K.NAVAS	36.166	12 M.ELBANNA	33.025	2	95 K.NAVAS	2:21.669 2:22.244 (2)
3	27 J.ZAHREN	37.923	6 A.GIACCHERO	36.608	27 J.ZAHREN	33.569	3	27 J.ZAHREN	2:24.089 2:24.092 (3)
4	6 A.GIACCHERO	37.986	27 J.ZAHREN	36.729	6 A.GIACCHERO	33.823	4	6 A.GIACCHERO	2:24.320 2:24.659 (4)
5	26 A.AREZOO	38.986	26 A.AREZOO	38.294	26 A.AREZOO	35.674	5	26 A.AREZOO	2:29.716 2:30.035 (5)



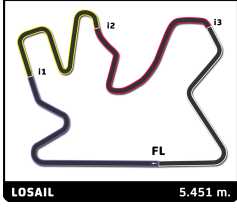
2025 QSSP 300 Round 1

LIC

After Race 2

Event maximum speed

No Rider	Team	Bike	Class	Top Speed	Lap	Session
27 Johann ZAHREN		KAWASAKI 300	QSSP 300	191.8	7	Qualifying Practice
6 Andrea GIACCHERO		KAWASAKI 300	QSSP 300	190.1	4	Race 1
12 Mahmoud ELBANNA		KAWASAKI 300	QSSP 300	189.8	4	Warm Up
95 Kamal NAVAS		KAWASAKI 300	QSSP 300	188.8	3	Race 2
26 Abedini AREZOO		KAWASAKI 300	QSSP 300	185.2	3	Qualifying Practice



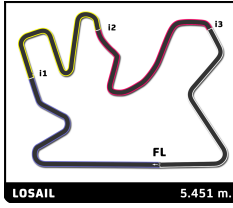
2025 QSSP 300 Round 1

LIC

Race 2

Leader Sequence by Class

No	Rider	Team	Bike	Start Lap	End Lap	Laps	Total Laps
QSSP 300							
95	Kamal NAVAS		KAWASAKI 300	1	1	1	1
12	Mahmoud ELBANNA		KAWASAKI 300	2	2	1	1
95	Kamal NAVAS		KAWASAKI 300	3	4	2	3
12	Mahmoud ELBANNA		KAWASAKI 300	5	8	4	5



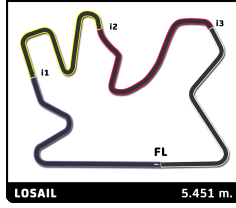
2025 QSSP 300 Round 1

LIC

Race 2

Fastest Lap Sequence

Elapsed	No Rider	Team	Bike	Class	Time	Kph	Lap
5:48.002	12 Mahmoud ELBANNA		KAWASAKI 300	QSSP 300	2:22.929	137.3	2
12:58.979	12 Mahmoud ELBANNA		KAWASAKI 300	QSSP 300	2:22.142	138.1	5
17:42.937	12 Mahmoud ELBANNA		KAWASAKI 300	QSSP 300	2:21.789	138.4	7



2025 QSSP 300 Round 1

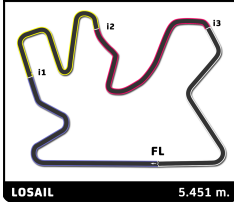
LIC

Race 2

Analysis by lap

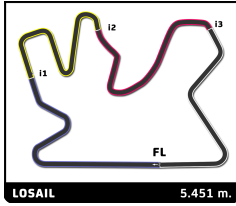
Lapped ■

No	Lap Time	Gap	No	Lap Time	Gap	No	Lap Time	Gap	No	Lap Time	Gap	No	Lap Time	Gap
Lap 1			Lap 8											
95	3:25.013	0.000	12	2:22.182										
12	3:25.073	0.060	95	2:22.647	12.330									
27	3:26.439	1.426	27	2:25.213	14.131									
6	3:27.494	2.481	6	2:28.065	22.258									
26	3:32.136	7.123	26	2:31.288	1:02.697									
Lap 2														
12	2:22.929													
95	2:23.534	0.545												
27	2:24.708	3.145												
6	2:24.867	4.359												
26	2:30.832	14.966												
Lap 3														
95	2:22.964													
12	2:23.591	0.082												
27	2:24.730	4.366												
6	2:24.659	5.509												
26	2:30.378	21.835												
Lap 4														
95	2:24.938													
12	2:25.244	0.388												
27	2:24.092	3.520												
6	2:25.661	6.232												
26	2:30.035	26.932												
Lap 5														
12	2:22.142													
27	2:24.444	5.434												
95	2:32.223	9.693												
6	2:26.107	9.809												
26	2:31.859	36.261												
Lap 6														
12	2:22.169													
27	2:24.610	7.875												
95	2:23.886	11.410												
6	2:25.127	12.767												
26	2:30.531	44.623												
Lap 7														
12	2:21.789													
27	2:25.014	11.100												
95	2:22.244	11.865												
6	2:25.397	16.375												
26	2:30.757	53.591												



Pit Stop Analysis

No	In Time	In Rider	Out Time	Out Rider	Pit Time	T.Pit Time	No	In Time	In Rider	Out Time	Out Rider	Pit Time	T.Pit Time



2025 QSSP 300 Round 1

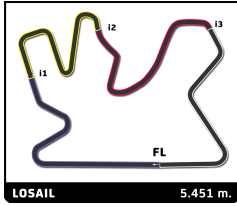
LIC

Race 2

Sector Analysis

— Invalidated Lap ■ Personal Best ■ Session Best B Crossing the pit lane

Lap	R	Time	Sector 1	Sector 2	Sector 3	Kph	Elapsed	Lap	R	Time	Sector 1	Sector 2	Sector 3	Kph	Elapsed		
6		1.Andrea GIACCHERO					KAWASAKI 300 QSSP 300		95		1.Kamal NAVAS					KAWASAKI 300 QSSP 300	
3	1	2:24.659	38.025	36.908	33.823	135.7	8:17.020	7	1	2:22.244	37.749	36.166	32.714	138.0	17:54.802		
2	1	2:24.867	37.986	36.933	33.895	135.5	5:52.361	8	1	2:22.647	37.572	36.210	33.221	137.6	20:17.449		
6	1	2:25.127	38.550	36.608	33.967	135.2	15:33.915	3	1	2:22.964	37.618	36.252	33.177	137.3	8:11.511		
7	1	2:25.397	38.134	36.835	34.075	135.0	17:59.312	2	1	2:23.534	38.483	36.820	33.014	136.7	5:48.547		
4	1	2:25.661	38.305	37.168	34.082	134.7	10:42.681	6	1	2:23.886	38.200	36.514	33.607	136.4	15:32.558		
5	1	2:26.107	38.227	37.244	34.147	134.3	13:08.788	4	1	2:24.938	37.717	37.665	33.498	135.4	10:36.449		
8	1	2:28.065	38.784	37.423	34.782	132.5	20:27.377	5	1	2:32.223	37.741	37.103	33.466	128.9	13:08.672		
1	1	3:27.494	1:39.265	37.569	34.214	94.6	3:27.494	1	1	3:25.013	1:38.468	36.834	33.719	95.7	3:25.013		
12		1.Mahmoud ELBANNA					KAWASAKI 300 QSSP 300										
7	1	2:21.789	37.774	35.802	33.025	138.4	17:42.937										
5	1	2:22.142	37.440	35.850	33.378	138.1	12:58.979										
6	1	2:22.169	37.853	35.832	33.178	138.0	15:21.148										
8	1	2:22.182	37.894	35.828	33.161	138.0	20:05.119										
2	1	2:22.929	37.997	36.187	33.261	137.3	5:48.002										
3	1	2:23.591	37.962	36.037	33.776	136.7	8:11.593										
4	1	2:25.244	37.687	36.194	33.045	135.1	10:36.837										
1	1	3:25.073	1:38.962	36.852	33.354	95.7	3:25.073										
26		1.Abedini AREZOO					KAWASAKI 300 QSSP 300										
4	1	2:30.035	38.986	38.294	35.848	130.8	11:03.381										
3	1	2:30.378	39.208	38.394	35.674	130.5	8:33.346										
6	1	2:30.531	39.154	38.544	36.071	130.4	16:05.771										
7	1	2:30.757	39.082	38.706	36.010	130.2	18:36.528										
2	1	2:30.832	39.144	38.447	35.929	130.1	6:02.968										
8	1	2:31.288	39.274	38.446	36.290	129.7	21:07.816										
5	1	2:31.859	39.245	38.331	37.204	129.2	13:35.240										
1	1	3:32.136	1:40.638	38.591	35.944	92.5	3:32.136										
27		1.Johann ZAHREN					KAWASAKI 300 QSSP 300										
4	1	2:24.092	37.923	36.729	33.572	136.2	10:39.969										
5	1	2:24.444	38.031	36.753	33.706	135.9	13:04.413										
6	1	2:24.610	38.078	36.788	33.757	135.7	15:29.023										
2	1	2:24.708	37.973	37.020	33.589	135.6	5:51.147										
3	1	2:24.730	38.329	36.898	33.632	135.6	8:15.877										
7	1	2:25.014	38.238	37.166	33.569	135.3	17:54.037										
8	1	2:25.213	38.595	36.861	33.690	135.1	20:19.250										
1	1	3:26.439	1:38.553	37.786	34.140	95.1	3:26.439										



2025 QSSP 300 Round 1

LIC

Race 2

Sector Analysis

— Invalidated Lap ■ Personal Best ■ Session Best B Crossing the pit lane

Lap	R	Time	Sector 1	Sector 2	Sector 3	Kph	Elapsed	Lap	R	Time	Sector 1	Sector 2	Sector 3	Kph	Elapsed	
6		1.Andrea GIACCHERO						KAWASAKI 300 QSSP 300								
3	1	2:24.659	38.025	36.908	33.823	135.7	8:17.020	7	1	2:22.244	37.749	36.166	32.714	138.0	17:54.802	
2	1	2:24.867	37.986	36.933	33.895	135.5	5:52.361	8	1	2:22.647	37.572	36.210	33.221	137.6	20:17.449	
6	1	2:25.127	38.550	36.608	33.967	135.2	15:33.915	3	1	2:22.964	37.618	36.252	33.177	137.3	8:11.511	
7	1	2:25.397	38.134	36.835	34.075	135.0	17:59.312	2	1	2:23.534	38.483	36.820	33.014	136.7	5:48.547	
4	1	2:25.661	38.305	37.168	34.082	134.7	10:42.681	6	1	2:23.886	38.200	36.514	33.607	136.4	15:32.558	
5	1	2:26.107	38.227	37.244	34.147	134.3	13:08.788	4	1	2:24.938	37.717	37.665	33.498	135.4	10:36.449	
8	1	2:28.065	38.784	37.423	34.782	132.5	20:27.377	5	1	2:32.223	37.741	37.103	33.466	128.9	13:08.672	
1	1	3:27.494	1:39.265	37.569	34.214	94.6	3:27.494	1	1	3:25.013	1:38.468	36.834	33.719	95.7	3:25.013	
12		1.Mahmoud ELBANNA						KAWASAKI 300 QSSP 300								
7	1	2:21.789	37.774	35.802	33.025	138.4	17:42.937									
5	1	2:22.142	37.440	35.850	33.378	138.1	12:58.979									
6	1	2:22.169	37.853	35.832	33.178	138.0	15:21.148									
8	1	2:22.182	37.894	35.828	33.161	138.0	20:05.119									
2	1	2:22.929	37.997	36.187	33.261	137.3	5:48.002									
3	1	2:23.591	37.962	36.037	33.776	136.7	8:11.593									
4	1	2:25.244	37.687	36.194	33.045	135.1	10:36.837									
1	1	3:25.073	1:38.962	36.852	33.354	95.7	3:25.073									
26		1.Abedini AREZOO						KAWASAKI 300 QSSP 300								
4	1	2:30.035	38.986	38.294	35.848	130.8	11:03.381									
3	1	2:30.378	39.208	38.394	35.674	130.5	8:33.346									
6	1	2:30.531	39.154	38.544	36.071	130.4	16:05.771									
7	1	2:30.757	39.082	38.706	36.010	130.2	18:36.528									
2	1	2:30.832	39.144	38.447	35.929	130.1	6:02.968									
8	1	2:31.288	39.274	38.446	36.290	129.7	21:07.816									
5	1	2:31.859	39.245	38.331	37.204	129.2	13:35.240									
1	1	3:32.136	1:40.638	38.591	35.944	92.5	3:32.136									
27		1.Johann ZAHREN						KAWASAKI 300 QSSP 300								
4	1	2:24.092	37.923	36.729	33.572	136.2	10:39.969									
5	1	2:24.444	38.031	36.753	33.706	135.9	13:04.413									
6	1	2:24.610	38.078	36.788	33.757	135.7	15:29.023									
2	1	2:24.708	37.973	37.020	33.589	135.6	5:51.147									
3	1	2:24.730	38.329	36.898	33.632	135.6	8:15.877									
7	1	2:25.014	38.238	37.166	33.569	135.3	17:54.037									
8	1	2:25.213	38.595	36.861	33.690	135.1	20:19.250									
1	1	3:26.439	1:38.553	37.786	34.140	95.1	3:26.439									



2025 QATAR SUPERSPORT 300

Round 1

After Race 2

Championship Results After Round 1 Race 2

FINAL

Pos	Participant	Total Points	Round 1		Round 2		Round 3		Round 4		Round 5		
			Race 1	Race 2	Race 1	Race 2	Race 1	Race 2	Race 1	Race 2	Race 1	Race 2	
1	¹² Mahmoud ELBANNA	50	25	25									0.00
2	²⁷ Johann ZAHREN	36	20	16									0.00
3	⁹⁵ Kamal NAVAS	33	13	20									0.00
4	⁶ Andrea GIACCHERO	29	16	13									0.00
5	²⁶ Abedini AREZOO	22	11	11									0.00

(EX = EXCLUDED) (RET = RETIRED) (NS = NOT STARTED) (/ = DID NOT RACE) (* = NOT CLASSIFIED) (0 = NO POINTS BUT CLASSIFIED)

SIGNED BY: RACE DIRECTOR

13/09/2025 Paq