

2025 QSSP 300 OFFICIAL TEST

LIC

QSSP 300 Final Entry List

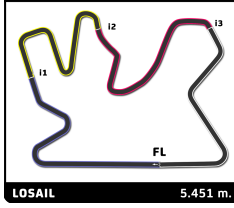
List of competitors, riders and bikes allowed to take part

No Rider	Nat	Team	Bike	Class
12 Mahmoud ELBANNA	EGY		KAWASAKI 300	
26 Abedini AREZOO	IRN		KAWASAKI 300	
27 Johann ZAHREN	MAL		KAWASAKI 300	
95 Kamal NAVAS	IND		KAWASAKI 300	

4 Competitors

The results are provisional until the end of the limit for protests and appeals.
The limit time for protest expires 30' after publication of results.-Time.....
Published at:

<p>Race Director Franck Vayssie</p>		<p>Timekeeper: Isaac Mulungi</p>	
--	---	---	---



2025 QSSP 300 OFFICIAL TEST

LIC

QSSP 300 Practice Session 1

Classification

No	Rider	Nat	Team	Bike	Tires	Cl.	Time	Lap Total	Gap	Kph
1	12 Mahmoud ELBANNA	EGY		KAWASAKI 300			2:27.463	7 7	- -	133.1
2	27 Johann ZAHREN	MAL		KAWASAKI 300			2:28.981	5 7	+1.518 +1.518	131.7
3	95 Kamal NAVAS	IND		KAWASAKI 300			2:37.619	3 7	+10.156 +8.638	124.5
4	26 Abedini AREZOO	IRN		KAWASAKI 300			2:40.373	4 5	+12.910 +2.754	122.4

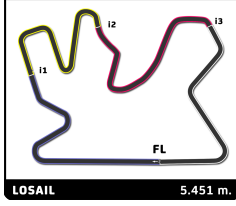
Fastest Lap:	Lap 7	Mahmoud ELBANNA	2:27.463	133.1 Kph
---------------------	-------	-----------------	-----------------	-----------

The results are provisional until the end of the limit for protests and appeals.
The limit time for protest expires 30'after publication of results.-Time.....

Published at:

Track Status: **DRY**

<p>Race Director Franck Vayssie</p>		<p>Timekeeper: Isaac Mulungi</p>	
--	--	---	--



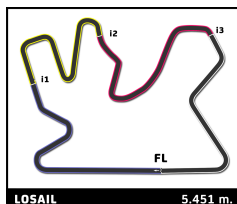
2025 QSSP 300 OFFICIAL TEST

LIC

QSSP 300 Practice Session 1

Best Sector Times

Sector 1			Sector 2			Sector 3			Ideal Lap	Best Lap	
Pos	No Rider	Time	No Rider	Time	No Rider	Time	Pos	No Rider			
1	12 M.ELBANNA	38.734	12 M.ELBANNA	37.413	12 M.ELBANNA	34.787	1	12 M.ELBANNA	2:27.420	2:27.463	(1)
2	27 J.ZAHREN	38.818	27 J.ZAHREN	38.244	27 J.ZAHREN	35.168	2	27 J.ZAHREN	2:28.981	2:28.981	(2)
3	95 K.NAVAS	40.081	95 K.NAVAS	39.773	95 K.NAVAS	36.513	3	95 K.NAVAS	2:35.498	2:37.619	(3)
4	26 A.AREZOO	40.528	26 A.AREZOO	40.674	26 A.AREZOO	38.470	4	26 A.AREZOO	2:39.074	2:40.373	(4)



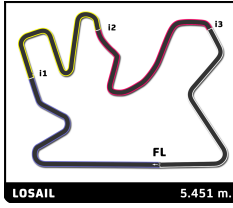
2025 QSSP 300 OFFICIAL TEST

LIC

After QSSP 300 Practice Session 1

Event maximum speed

No Rider	Team	Bike	Class	Top Speed	Lap	Session
27 Johann ZAHREN		KAWASAKI 300		185.6	5	QSSP 300 Practice Sessio
95 Kamal NAVAS		KAWASAKI 300		185.6	4	QSSP 300 Practice Sessio
12 Mahmoud ELBANNA		KAWASAKI 300		184.6	3	QSSP 300 Practice Sessio



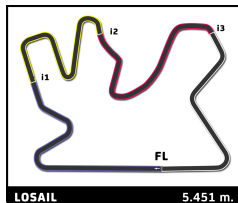
2025 QSSP 300 OFFICIAL TEST

LIC

QSSP 300 Practice Session 1

Fastest Lap Sequence

Elapsed	No Rider	Team	Bike	Class	Time	Kph	Lap
16:58.200	27 Johann ZAHREN		KAWASAKI 300		2:33.338	128.0	2
19:29.482	27 Johann ZAHREN		KAWASAKI 300		2:31.282	129.7	3
21:59.719	27 Johann ZAHREN		KAWASAKI 300		2:30.237	130.6	4
24:28.700	27 Johann ZAHREN		KAWASAKI 300		2:28.981	131.7	5
24:41.755	12 Mahmoud ELBANNA		KAWASAKI 300		2:28.574	132.1	4
27:09.451	12 Mahmoud ELBANNA		KAWASAKI 300		2:27.696	132.9	5
32:05.912	12 Mahmoud ELBANNA		KAWASAKI 300		2:27.463	133.1	7



2025 QSSP 300 OFFICIAL TEST

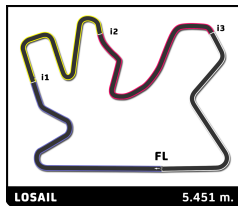
LIC

QSSP 300 Practice Session 1

Sector Analysis

— Invalidated Lap ■ Personal Best ■ Session Best B Crossing the pit lane

Lap	R	Time	Sector 1	Sector 2	Sector 3	Kph	Elapsed	Lap	R	Time	Sector 1	Sector 2	Sector 3	Kph	Elapsed
KAWASAKI 300															
12	1.Mahmoud ELBANNA														
7	1	2:27.463	38.734	37.413	34.787	133.1	32:05.912								
5	1	2:27.696	38.825	37.432	34.953	132.9	27:09.451								
4	1	2:28.574	39.026	37.889	34.933	132.1	24:41.755								
6	1	2:28.998	38.788	38.773	34.889	131.7	29:38.449								
3	1	2:30.381	39.294	38.402	35.806	130.5	22:13.181								
2	1	2:31.649	39.614	38.666	35.806	129.4	19:42.800								
1	1	17:11.151	...	42.261	37.282	19.0	17:11.151								
KAWASAKI 300															
26	1.Abedini AREZOO														
4	1	2:40.373	40.824	41.098	38.636	122.4	23:24.425								
3	1	2:41.098	40.958	41.888	38.850	121.8	20:44.052								
2	1	2:43.837	42.586	42.348	39.051	119.8	18:02.954								
5	1	2:46.896 B	40.528	40.674	38.470	117.6	26:11.321								
1	1	15:19.117	...	45.432	41.419	21.4	15:19.117								
KAWASAKI 300															
27	1.Johann ZAHREN														
5	1	2:28.981	38.818	38.244	35.168	131.7	24:28.700								
4	1	2:30.237	39.207	38.592	35.258	130.6	21:59.719								
3	1	2:31.282	39.102	39.070	35.967	129.7	19:29.482								
6	1	2:32.346	41.203	38.786	35.326	128.8	27:01.046								
2	1	2:33.338	40.005	39.563	35.877	128.0	16:58.200								
7	1	3:18.819 B	44.865	46.150	47.198	98.7	30:19.865								
1	1	14:24.862	...	43.615	37.274	22.7	14:24.862								
KAWASAKI 300															
95	1.Kamal NAVAS														
3	1	2:37.619	40.157	40.456	37.429	124.5	19:36.682								
5	1	2:38.967	41.061	40.824	37.046	123.4	24:56.388								
6	1	2:40.147	40.272	42.791	37.645	122.5	27:36.535								
4	1	2:40.739	40.554	43.041	38.013	122.1	22:17.421								
2	1	2:42.458	41.750	41.502	38.718	120.8	16:59.063								
7	1	2:49.082 B	40.081	39.773	36.513	116.1	30:25.617								
1	1	14:16.605	...	45.173	40.973	22.9	14:16.605								



2025 QSSP 300 OFFICIAL TEST

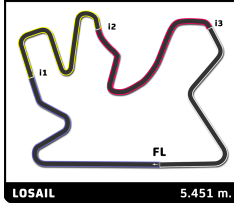
LIC

QSSP 300 Practice Session 1

Sector Analysis

— Invalidated Lap ■ Personal Best ■ Session Best B Crossing the pit lane

Lap	R	Time	Sector 1	Sector 2	Sector 3	Kph	Elapsed	Lap	R	Time	Sector 1	Sector 2	Sector 3	Kph	Elapsed
12 1.Mahmoud ELBANNA KAWASAKI 300															
7	1	2:27.463	38.734	37.413	34.787	133.1	32:05.912								
5	1	2:27.696	38.825	37.432	34.953	132.9	27:09.451								
4	1	2:28.574	39.026	37.889	34.933	132.1	24:41.755								
6	1	2:28.998	38.788	38.773	34.889	131.7	29:38.449								
3	1	2:30.381	39.294	38.402	35.806	130.5	22:13.181								
2	1	2:31.649	39.614	38.666	35.806	129.4	19:42.800								
1	1	17:11.151	...	42.261	37.282	19.0	17:11.151								
26 1.Abedini AREZOO KAWASAKI 300															
4	1	2:40.373	40.824	41.098	38.636	122.4	23:24.425								
3	1	2:41.098	40.958	41.888	38.850	121.8	20:44.052								
2	1	2:43.837	42.586	42.348	39.051	119.8	18:02.954								
5	1	2:46.896 B	40.528	40.674	38.470	117.6	26:11.321								
1	1	15:19.117	...	45.432	41.419	21.4	15:19.117								
27 1.Johann ZAHREN KAWASAKI 300															
5	1	2:28.981	38.818	38.244	35.168	131.7	24:28.700								
4	1	2:30.237	39.207	38.592	35.258	130.6	21:59.719								
3	1	2:31.282	39.102	39.070	35.967	129.7	19:29.482								
6	1	2:32.346	41.203	38.786	35.326	128.8	27:01.046								
2	1	2:33.338	40.005	39.563	35.877	128.0	16:58.200								
7	1	3:18.819 B	44.865	46.150	47.198	98.7	30:19.865								
1	1	14:24.862	...	43.615	37.274	22.7	14:24.862								
95 1.Kamal NAVAS KAWASAKI 300															
3	1	2:37.619	40.157	40.456	37.429	124.5	19:36.682								
5	1	2:38.967	41.061	40.824	37.046	123.4	24:56.388								
6	1	2:40.147	40.272	42.791	37.645	122.5	27:36.535								
4	1	2:40.739	40.554	43.041	38.013	122.1	22:17.421								
2	1	2:42.458	41.750	41.502	38.718	120.8	16:59.063								
7	1	2:49.082 B	40.081	39.773	36.513	116.1	30:25.617								
1	1	14:16.605	...	45.173	40.973	22.9	14:16.605								



2025 QSSP 300 OFFICIAL TEST

LIC

QSSP 300 Practice Session 2

Classification

No	Rider	Nat	Team	Bike	Tires	Cl.	Time	Lap Total	Gap	Kph
1	12 Mahmoud ELBANNA	EGY		KAWASAKI 300			2:24.697	7 9	- -	135.6
2	27 Johann ZAHREN	MAL		KAWASAKI 300			2:28.600	6 9	+3.903 +3.903	132.1
3	95 Kamal NAVAS	IND		KAWASAKI 300			2:30.379	6 8	+5.682 +1.779	130.5
4	26 Abedini AREZOO	IRN		KAWASAKI 300			2:37.689	6 7	+12.992 +7.310	124.4

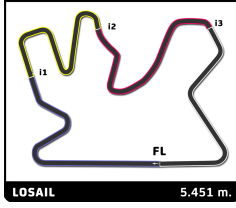
Fastest Lap:	Lap 7	Mahmoud ELBANNA	2:24.697	135.6 Kph
---------------------	-------	-----------------	-----------------	-----------

The results are provisional until the end of the limit for protests and appeals.
The limit time for protest expires 30'after publication of results.-Time.....

Published at:

Track Status: **DRY**

<p>Race Director Franck Vayssie</p>		<p>Timekeeper: Isaac Mulungi</p>	
--	--	---	--



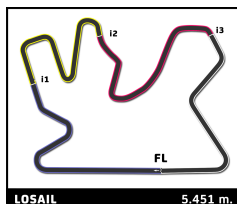
2025 QSSP 300 OFFICIAL TEST

LIC

QSSP 300 Practice Session 2

Best Sector Times

Sector 1			Sector 2			Sector 3			Ideal Lap	Best Lap
Pos	No Rider	Time	No Rider	Time	No Rider	Time	Pos	No Rider		
1	12 M.ELBANNA	37.903	12 M.ELBANNA	36.444	12 M.ELBANNA	34.084	1	12 M.ELBANNA	2:24.170	2:24.697 (1)
2	27 J.ZAHREN	38.668	27 J.ZAHREN	37.903	27 J.ZAHREN	34.801	2	27 J.ZAHREN	2:28.187	2:28.600 (2)
3	95 K.NAVAS	38.863	95 K.NAVAS	38.417	95 K.NAVAS	35.168	3	95 K.NAVAS	2:29.919	2:30.379 (3)
4	26 A.AREZOO	40.224	26 A.AREZOO	40.394	26 A.AREZOO	37.507	4	26 A.AREZOO	2:37.133	2:37.689 (4)



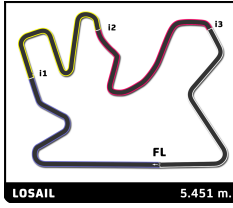
2025 QSSP 300 OFFICIAL TEST

LIC

After QSSP 300 Practice Session 2

Event maximum speed

No Rider	Team	Bike	Class	Top Speed	Lap	Session
95 Kamal NAVAS		KAWASAKI 300		186.9	6	QSSP 300 Practice Sessio
27 Johann ZAHREN		KAWASAKI 300		185.6	5	QSSP 300 Practice Sessio
12 Mahmoud ELBANNA		KAWASAKI 300		184.6	3	QSSP 300 Practice Sessio
26 Abedini AREZOO		KAWASAKI 300		183.7	3	QSSP 300 Practice Sessio



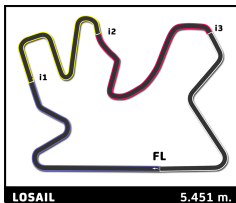
2025 QSSP 300 OFFICIAL TEST

LIC

QSSP 300 Practice Session 2

Fastest Lap Sequence

Elapsed	No Rider	Team	Bike	Class	Time	Kph	Lap
7:49.836	12 Mahmoud ELBANNA		KAWASAKI 300		2:28.659	132.0	2
10:16.347	12 Mahmoud ELBANNA		KAWASAKI 300		2:26.511	133.9	3
12:42.491	12 Mahmoud ELBANNA		KAWASAKI 300		2:26.144	134.3	4
15:07.546	12 Mahmoud ELBANNA		KAWASAKI 300		2:25.055	135.3	5
20:12.141	12 Mahmoud ELBANNA		KAWASAKI 300		2:24.697	135.6	7



2025 QSSP 300 OFFICIAL TEST

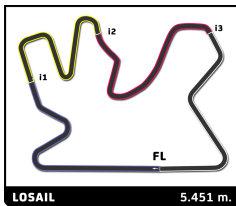
LIC

QSSP 300 Practice Session 2

Sector Analysis

— Invalidated Lap ■ Personal Best ■ Session Best B Crossing the pit lane

Lap	R	Time	Sector 1	Sector 2	Sector 3	Kph	Elapsed	Lap	R	Time	Sector 1	Sector 2	Sector 3	Kph	Elapsed
KAWASAKI 300															
12	1.Mahmoud ELBANNA														
7	1	2:24.697	38.114	36.588	34.256	135.6	20:12.141								
8	1	2:24.808	37.903	36.444	34.084	135.5	22:36.949								
5	1	2:25.055	38.326	36.711	34.143	135.3	15:07.546								
4	1	2:26.144	38.509	37.335	34.325	134.3	12:42.491								
3	1	2:26.511	38.942	37.006	34.432	133.9	10:16.347								
2	1	2:28.659	39.914	37.569	34.605	132.0	7:49.836								
6	1	2:39.898	38.206	46.889	37.100	122.7	17:47.444								
9	1	2:55.885 B	45.008	39.931	37.613	111.6	25:32.834								
1	1	5:21.177	3:28.302	40.127	35.198	61.1	5:21.177								
KAWASAKI 300															
26	1.Abedini AREZOO														
6	1	2:37.689	40.224	40.786	37.671	124.4	19:31.299								
3	1	2:37.959	40.442	40.394	37.600	124.2	11:24.593								
2	1	2:39.050	40.986	41.019	37.507	123.4	8:46.634								
5	1	2:39.376	40.401	41.498	38.156	123.1	16:53.610								
4	1	2:49.641	40.416	40.779	48.244	115.7	14:14.234								
7	1	3:24.885 B	47.981	48.994	47.518	95.8	22:56.184								
1	1	6:07.584	4:05.658	43.043	38.311	53.4	6:07.584								
KAWASAKI 300															
27	1.Johann ZAHREN														
6	1	2:28.600	38.779	37.903	34.862	132.1	17:55.704								
7	1	2:29.082	38.668	38.014	34.801	131.6	20:24.786								
5	1	2:29.253	39.030	38.451	34.957	131.5	15:27.104								
8	1	2:29.694	39.109	38.120	35.083	131.1	22:54.480								
4	1	2:30.299	39.216	38.494	35.207	130.6	12:57.851								
3	1	2:31.459	39.446	39.065	35.634	129.6	10:27.552								
2	1	2:33.272	39.834	39.820	36.112	128.0	7:56.093								
9	1	2:42.425 B	39.001	38.136	35.130	120.8	25:36.905								
1	1	5:22.821	3:28.793	40.054	35.940	60.8	5:22.821								
KAWASAKI 300															
95	1.Kamal NAVAS														
6	1	2:30.379	39.157	38.583	35.168	130.5	18:07.374								
7	1	2:30.825	38.875	38.750	35.216	130.1	20:38.199								
4	1	2:30.957	39.202	38.665	35.325	130.0	13:04.642								
5	1	2:32.353	39.897	38.417	35.177	128.8	15:36.995								
3	1	2:32.854	39.573	39.084	35.759	128.4	10:33.685								
2	1	2:35.242	39.939	40.050	36.706	126.4	8:00.831								
8	1	2:44.210 B	38.863	38.650	35.175	119.5	23:22.409								
1	1	5:25.589	3:28.189	41.384	37.074	60.3	5:25.589								



2025 QSSP 300 OFFICIAL TEST

LIC

QSSP 300 Practice Session 2

Sector Analysis

— Invalidated Lap ■ Personal Best ■ Session Best B Crossing the pit lane

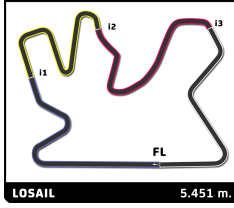
Lap	R	Time	Sector 1	Sector 2	Sector 3	Kph	Elapsed	Lap	R	Time	Sector 1	Sector 2	Sector 3	Kph	Elapsed
-----	---	------	----------	----------	----------	-----	---------	-----	---	------	----------	----------	----------	-----	---------

12 1.Mahmoud ELBANNA KAWASAKI 300															
7	1	2:24.697	38.114	36.588	34.256	135.6	20:12.141								
8	1	2:24.808	37.903	36.444	34.084	135.5	22:36.949								
5	1	2:25.055	38.326	36.711	34.143	135.3	15:07.546								
4	1	2:26.144	38.509	37.335	34.325	134.3	12:42.491								
3	1	2:26.511	38.942	37.006	34.432	133.9	10:16.347								
2	1	2:28.659	39.914	37.569	34.605	132.0	7:49.836								
6	1	2:39.898	38.206	46.889	37.100	122.7	17:47.444								
9	1	2:55.885 B	45.008	39.931	37.613	111.6	25:32.834								
1	1	5:21.177	3:28.302	40.127	35.198	61.1	5:21.177								

26 1.Abedini AREZOO KAWASAKI 300															
6	1	2:37.689	40.224	40.786	37.671	124.4	19:31.299								
3	1	2:37.959	40.442	40.394	37.600	124.2	11:24.593								
2	1	2:39.050	40.986	41.019	37.507	123.4	8:46.634								
5	1	2:39.376	40.401	41.498	38.156	123.1	16:53.610								
4	1	2:49.641	40.416	40.779	48.244	115.7	14:14.234								
7	1	3:24.885 B	47.981	48.994	47.518	95.8	22:56.184								
1	1	6:07.584	4:05.658	43.043	38.311	53.4	6:07.584								

27 1.Johann ZAHREN KAWASAKI 300															
6	1	2:28.600	38.779	37.903	34.862	132.1	17:55.704								
7	1	2:29.082	38.668	38.014	34.801	131.6	20:24.786								
5	1	2:29.253	39.030	38.451	34.957	131.5	15:27.104								
8	1	2:29.694	39.109	38.120	35.083	131.1	22:54.480								
4	1	2:30.299	39.216	38.494	35.207	130.6	12:57.851								
3	1	2:31.459	39.446	39.065	35.634	129.6	10:27.552								
2	1	2:33.272	39.834	39.820	36.112	128.0	7:56.093								
9	1	2:42.425 B	39.001	38.136	35.130	120.8	25:36.905								
1	1	5:22.821	3:28.793	40.054	35.940	60.8	5:22.821								

95 1.Kamal NAVAS KAWASAKI 300															
6	1	2:30.379	39.157	38.583	35.168	130.5	18:07.374								
7	1	2:30.825	38.875	38.750	35.216	130.1	20:38.199								
4	1	2:30.957	39.202	38.665	35.325	130.0	13:04.642								
5	1	2:32.353	39.897	38.417	35.177	128.8	15:36.995								
3	1	2:32.854	39.573	39.084	35.759	128.4	10:33.685								
2	1	2:35.242	39.939	40.050	36.706	126.4	8:00.831								
8	1	2:44.210 B	38.863	38.650	35.175	119.5	23:22.409								
1	1	5:25.589	3:28.189	41.384	37.074	60.3	5:25.589								



2025 QSSP 300 OFFICIAL TEST

LIC

QSSP 300 Practice Session 3

Classification

No	Rider	Nat	Team	Bike	Tires	Cl.	Time	Lap Total	Gap	Kph
1	12 Mahmoud ELBANNA	EGY		KAWASAKI 300			2:24.047	5 10	- -	136.2
2	27 Johann ZAHREN	MAL		KAWASAKI 300			2:27.740	7 9	+3.693 +3.693	132.8
3	95 Kamal NAVAS	IND		KAWASAKI 300			2:28.877	6 10	+4.830 +1.137	131.8
4	26 Abedini AREZOO	IRN		KAWASAKI 300			2:35.277	8 9	+11.230 +6.400	126.4

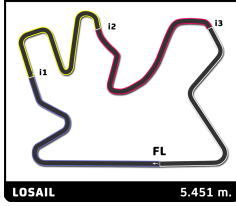
Fastest Lap:	Lap 5	Mahmoud ELBANNA	2:24.047	136.2 Kph
---------------------	-------	-----------------	-----------------	-----------

The results are provisional until the end of the limit for protests and appeals.
The limit time for protest expires 30'after publication of results.-Time.....

Published at:

Track Status: **DRY**

<p>Race Director Franck Vayssie</p>		<p>Timekeeper: Isaac Mulungi</p>	
--	---	---	---



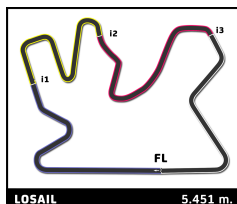
2025 QSSP 300 OFFICIAL TEST

LIC

QSSP 300 Practice Session 3

Best Sector Times

Sector 1			Sector 2			Sector 3			Ideal Lap	Best Lap	
Pos	No Rider	Time	No Rider	Time	No Rider	Time	Pos	No Rider			
1	12 M.ELBANNA	38.084	12 M.ELBANNA	36.338	12 M.ELBANNA	33.871	1	12 M.ELBANNA	2:23.853	2:24.047	(1)
2	27 J.ZAHREN	38.572	27 J.ZAHREN	37.663	27 J.ZAHREN	34.531	2	27 J.ZAHREN	2:27.414	2:27.740	(2)
3	95 K.NAVAS	38.937	95 K.NAVAS	37.709	95 K.NAVAS	34.697	3	95 K.NAVAS	2:28.293	2:28.877	(3)
4	26 A.AREZOO	39.766	26 A.AREZOO	39.768	26 A.AREZOO	36.485	4	26 A.AREZOO	2:34.547	2:35.277	(4)



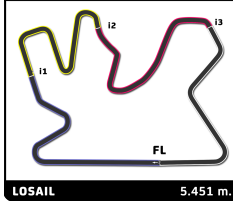
2025 QSSP 300 OFFICIAL TEST

LIC

After QSSP 300 Practice Session 3

Event maximum speed

No Rider	Team	Bike	Class	Top Speed	Lap	Session
12 Mahmoud ELBANNA		KAWASAKI 300		187.5	6	QSSP 300 Practice Sessio
95 Kamal NAVAS		KAWASAKI 300		186.9	6	QSSP 300 Practice Sessio
27 Johann ZAHREN		KAWASAKI 300		185.6	5	QSSP 300 Practice Sessio
26 Abedini AREZOO		KAWASAKI 300		183.7	3	QSSP 300 Practice Sessio



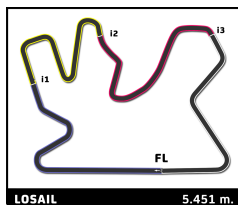
2025 QSSP 300 OFFICIAL TEST

LIC

QSSP 300 Practice Session 3

Fastest Lap Sequence

Elapsed	No Rider	Team	Bike	Class	Time	Kph	Lap
6:16.178	95 Kamal NAVAS		KAWASAKI 300		2:31.503	129.5	2
6:22.218	27 Johann ZAHREN		KAWASAKI 300		2:28.537	132.1	2
6:32.486	12 Mahmoud ELBANNA		KAWASAKI 300		2:26.196	134.2	2
11:25.536	12 Mahmoud ELBANNA		KAWASAKI 300		2:24.980	135.4	4
13:49.583	12 Mahmoud ELBANNA		KAWASAKI 300		2:24.047	136.2	5



2025 QSSP 300 OFFICIAL TEST

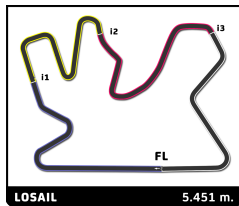
LIC

QSSP 300 Practice Session 3

Sector Analysis

— Invalidated Lap ■ Personal Best ■ Session Best B Crossing the pit lane

Lap	R	Time	Sector 1	Sector 2	Sector 3	Kph	Elapsed	Lap	R	Time	Sector 1	Sector 2	Sector 3	Kph	Elapsed
12								1.Mahmoud ELBANNA							
								KAWASAKI 300							
10	1	2:58.193 B	39.254	42.957	39.928	110.1	28:55.460	1	1	3:44.675	1:50.722	40.077	35.688	87.3	3:44.675
8	1	4:22.669	2:29.393	39.515	35.626	74.7	23:23.873								
5	1	2:24.047	38.089	36.391	34.007	136.2	13:49.583								
7	1	2:24.335	38.133	36.470	33.871	136.0	18:39.326								
9	1	2:24.797	38.084	36.338	33.951	135.5	23:56.810								
4	1	2:24.980	38.248	36.808	33.994	135.4	11:25.536								
6	1	2:25.408	38.586	36.568	34.088	135.0	16:14.991								
2	1	2:26.196	38.674	37.035	34.279	134.2	6:32.486								
3	1	2:28.070	38.211	39.010	34.229	132.5	9:00.556								
8	1	2:52.687	46.257	44.945	41.439	113.6	21:32.013								
10	1	3:00.981 B	45.558	41.371	38.060	108.4	26:57.791								
1	1	4:06.290	2:16.259	37.967	34.814	79.7	4:06.290								
26								1.Abedini AREZOO							
								KAWASAKI 300							
8	1	2:35.277	39.766	39.768	36.986	126.4	22:07.176								
3	1	2:35.405	39.843	40.130	36.485	126.3	9:06.003								
7	1	2:35.804	39.801	40.372	37.103	126.0	19:31.899								
6	1	2:35.987	40.163	39.892	37.044	125.8	16:56.095								
5	1	2:36.714	39.890	40.394	37.434	125.2	14:20.108								
2	1	2:36.914	40.215	40.335	37.140	125.1	6:30.598								
4	1	2:37.391	39.951	40.051	37.535	124.7	11:43.394								
9	1	3:10.635 B	42.450	49.434	42.835	102.9	25:17.811								
1	1	3:53.684	1:55.303	40.964	37.860	84.0	3:53.684								
27								1.Johann ZAHREN							
								KAWASAKI 300							
7	1	2:27.740	38.802	37.759	34.531	132.8	20:26.112								
6	1	2:28.347	39.049	37.663	34.749	132.3	17:58.372								
5	1	2:28.409	38.721	37.881	34.779	132.2	15:30.025								
2	1	2:28.537	39.053	37.836	34.795	132.1	6:22.218								
8	1	2:29.774	38.713	37.663	35.708	131.0	22:55.886								
3	1	2:51.723 B	39.875	38.754	39.306	114.3	9:13.941								
9	1	2:52.858 B	38.572	38.498	37.894	113.5	25:48.744								
4	1	3:47.675	1:57.846	38.054	34.782	86.2	13:01.616								
1	1	3:53.681	2:02.244	38.791	35.199	84.0	3:53.681								
95								1.Kamal NAVAS							
								KAWASAKI 300							
6	1	2:28.877	39.035	38.195	34.697	131.8	16:18.103								
5	1	2:29.870	39.221	38.151	34.999	130.9	13:49.226								
3	1	2:31.020	39.093	38.989	35.163	129.9	8:47.198								
2	1	2:31.503	39.200	39.074	35.314	129.5	6:16.178								
4	1	2:32.158	39.046	38.253	36.634	129.0	11:19.356								
9	1	2:33.394	39.058	38.204	36.217	127.9	25:57.267								
7	1	2:43.101 B	38.937	37.709	36.894	120.3	19:01.204								



2025 QSSP 300 OFFICIAL TEST

LIC

QSSP 300 Practice Session 3

Sector Analysis

— Invalidated Lap ■ Personal Best ■ Session Best B Crossing the pit lane

Lap	R	Time	Sector 1	Sector 2	Sector 3	Kph	Elapsed	Lap	R	Time	Sector 1	Sector 2	Sector 3	Kph	Elapsed
12								1.Mahmoud ELBANNA							
								KAWASAKI 300							
10	1	2:58.193 B	39.254	42.957	39.928	110.1	28:55.460	1	1	3:44.675	1:50.722	40.077	35.688	87.3	3:44.675
8	1	4:22.669	2:29.393	39.515	35.626	74.7	23:23.873								
5	1	2:24.047	38.089	36.391	34.007	136.2	13:49.583								
7	1	2:24.335	38.133	36.470	33.871	136.0	18:39.326								
9	1	2:24.797	38.084	36.338	33.951	135.5	23:56.810								
4	1	2:24.980	38.248	36.808	33.994	135.4	11:25.536								
6	1	2:25.408	38.586	36.568	34.088	135.0	16:14.991								
2	1	2:26.196	38.674	37.035	34.279	134.2	6:32.486								
3	1	2:28.070	38.211	39.010	34.229	132.5	9:00.556								
8	1	2:52.687	46.257	44.945	41.439	113.6	21:32.013								
10	1	3:00.981 B	45.558	41.371	38.060	108.4	26:57.791								
1	1	4:06.290	2:16.259	37.967	34.814	79.7	4:06.290								
26								1.Abedini AREZOO							
								KAWASAKI 300							
8	1	2:35.277	39.766	39.768	36.986	126.4	22:07.176								
3	1	2:35.405	39.843	40.130	36.485	126.3	9:06.003								
7	1	2:35.804	39.801	40.372	37.103	126.0	19:31.899								
6	1	2:35.987	40.163	39.892	37.044	125.8	16:56.095								
5	1	2:36.714	39.890	40.394	37.434	125.2	14:20.108								
2	1	2:36.914	40.215	40.335	37.140	125.1	6:30.598								
4	1	2:37.391	39.951	40.051	37.535	124.7	11:43.394								
9	1	3:10.635 B	42.450	49.434	42.835	102.9	25:17.811								
1	1	3:53.684	1:55.303	40.964	37.860	84.0	3:53.684								
27								1.Johann ZAHREN							
								KAWASAKI 300							
7	1	2:27.740	38.802	37.759	34.531	132.8	20:26.112								
6	1	2:28.347	39.049	37.663	34.749	132.3	17:58.372								
5	1	2:28.409	38.721	37.881	34.779	132.2	15:30.025								
2	1	2:28.537	39.053	37.836	34.795	132.1	6:22.218								
8	1	2:29.774	38.713	37.663	35.708	131.0	22:55.886								
3	1	2:51.723 B	39.875	38.754	39.306	114.3	9:13.941								
9	1	2:52.858 B	38.572	38.498	37.894	113.5	25:48.744								
4	1	3:47.675	1:57.846	38.054	34.782	86.2	13:01.616								
1	1	3:53.681	2:02.244	38.791	35.199	84.0	3:53.681								
95								1.Kamal NAVAS							
								KAWASAKI 300							
6	1	2:28.877	39.035	38.195	34.697	131.8	16:18.103								
5	1	2:29.870	39.221	38.151	34.999	130.9	13:49.226								
3	1	2:31.020	39.093	38.989	35.163	129.9	8:47.198								
2	1	2:31.503	39.200	39.074	35.314	129.5	6:16.178								
4	1	2:32.158	39.046	38.253	36.634	129.0	11:19.356								
9	1	2:33.394	39.058	38.204	36.217	127.9	25:57.267								
7	1	2:43.101 B	38.937	37.709	36.894	120.3	19:01.204								