

MINI MAX

MENA Karting Nations Cup 2024

Practice 6



Classification


No	Driver	Nat	Team	Car	Cl.	Time	Lap Total	Gap	Kph
1	105	ARE	Faris HAROUN	ROTAX 125 Mini MAX	MINI	51.077	11 16	-	72.2
2	100	QAT	Saif AL OBAIDLI	ROTAX 125 Mini MAX	MINI	51.172	11 17	+0.095	72.0
3	102	BHR	Ahmed AL KHALIFA	ROTAX 125 Mini MAX	MINI	51.251	15 15	+0.174	71.9
4	101	PSE	Tamem MUSTAFA	ROTAX 125 Mini MAX	MINI	51.288	4 15	+0.211	71.9
5	107	LBN	Joe MOURAD	ROTAX 125 Mini MAX	MINI	51.457	14 16	+0.380	71.6
6	108	QAT	Austin Ian GRAY	ROTAX 125 Mini MAX	MINI	51.550	8 16	+0.473	71.5
7	109	DZA	Roslan Sryer AISSA	ROTAX 125 Mini MAX	MINI	51.596	11 16	+0.519	71.4
8	106	OMN	Aymen MACKI	ROTAX 125 Mini MAX	MINI	51.697	9 17	+0.620	71.3
9	104	SAU	Abulrazzaq ALQURAIISHI	ROTAX 125 Mini MAX	MINI	52.205	8 17	+1.128	70.6
10	103	MAR	Omar BOUYACOUB	ROTAX 125 Mini MAX	MINI	52.304	9 17	+1.227	70.5

Fastest Lap: Lap 11 | Faris HAROUN | 51.077 | 72.2 Kph

Published at:

Track Status: **DRY**

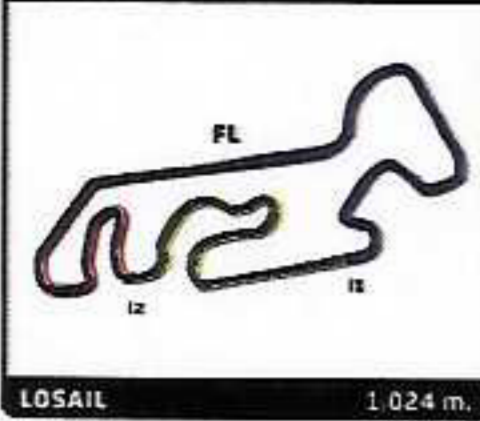
Race Director Mark Horsley 	Timekeeper: Isaac Mulungui 
---	---



MINI MAX MENA Karting Nations Cup 2024 Practice 6

Best Sector Times

Sector 1			Sector 2		Sector 3		Pos	No Driver	Ideal Lap	Best Lap	
Pos	No Driver	Time	No Driver	Time	No Driver	Time					
1	105 F.HAROUN	18.705	101 T.MUSTAFA	16.084	100 S.AL OBAIDLI	16.167	1	105 F.HAROUN	0:51.037	51.077	(1)
2	100 S.AL OBAIDLI	18.805	105 F.HAROUN	16.090	105 F.HAROUN	16.242	2	100 S.AL OBAIDLI	0:51.121	51.172	(2)
3	102 A.AL KHALIFA	18.811	102 A.AL KHALIFA	16.119	102 A.AL KHALIFA	16.244	3	102 A.AL KHALIFA	0:51.174	51.251	(3)
4	101 T.MUSTAFA	18.829	107 J.MOURAD	16.137	108 A.GRAY	16.269	4	101 T.MUSTAFA	0:51.191	51.288	(4)
5	109 R.AISSA	18.853	109 R.AISSA	16.139	101 T.MUSTAFA	16.278	5	107 J.MOURAD	0:51.338	51.457	(5)
6	107 J.MOURAD	18.889	100 S.AL OBAIDLI	16.149	106 A.MACKI	16.294	6	109 R.AISSA	0:51.423	51.596	(7)
7	108 A.GRAY	18.895	103 O.BOUYACOUB	16.178	107 J.MOURAD	16.312	7	108 A.GRAY	0:51.426	51.550	(6)
8	104 A.ALQURAISHI	18.946	106 A.MACKI	16.223	109 R.AISSA	16.431	8	106 A.MACKI	0:51.516	51.697	(8)
9	106 A.MACKI	18.999	108 A.GRAY	16.262	104 A.ALQURAISHI	16.549	9	103 O.BOUYACOUB	0:51.856	52.304	(10)
10	103 O.BOUYACOUB	19.115	104 A.ALQURAISHI	16.421	103 O.BOUYACOUB	16.563	10	104 A.ALQURAISHI	0:51.916	52.205	(9)



MINI MAX
MENA Karting Nations Cup 2024
Practice 6

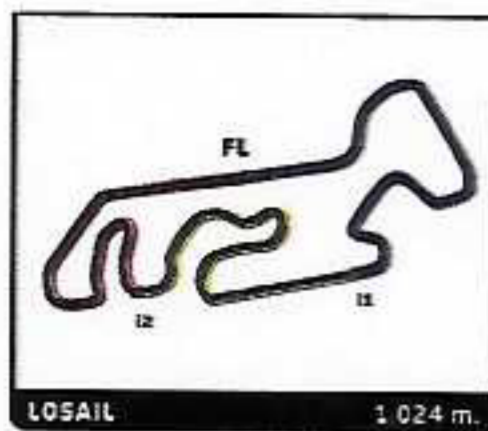
Fastest Lap Sequence

Elapsed	No	Driver	Team	Car	Class	Time	Kph	Lap
2:03.390	100	Saif AL OBAIDLI		ROTAX 125 Mini MAX	MINI	53.130	69.4	2
2:03.823	109	Roslan Sryer AISSA		ROTAX 125 Mini MAX	MINI	53.128	69.4	2
2:20.611	104	Abulrazzaq ALQURAISHI		ROTAX 125 Mini MAX	MINI	52.697	70.0	2
2:21.082	102	Ahmed AL KHALIFA		ROTAX 125 Mini MAX	MINI	51.756	71.2	2
2:27.130	105	Faris HAROUN		ROTAX 125 Mini MAX	MINI	51.510	71.6	2
2:54.429	101	Tamem MUSTAFA		ROTAX 125 Mini MAX	MINI	51.460	71.6	2
3:18.567	105	Faris HAROUN		ROTAX 125 Mini MAX	MINI	51.437	71.7	3
4:04.247	102	Ahmed AL KHALIFA		ROTAX 125 Mini MAX	MINI	51.393	71.7	4
4:09.754	105	Faris HAROUN		ROTAX 125 Mini MAX	MINI	51.187	72.0	4
10:41.399	100	Saif AL OBAIDLI		ROTAX 125 Mini MAX	MINI	51.172	72.0	11
11:23.449	105	Faris HAROUN		ROTAX 125 Mini MAX	MINI	51.077	72.2	11





MENA KARTING CHAMPIONSHIP NATIONS CUP

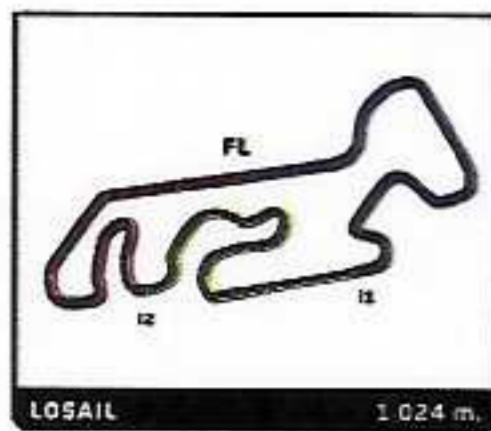


MINI MAX MENA Karting Nations Cup 2024 Practice 6

Sector Analysis

— Invalidated Lap ■ Personal Best ■ Session Best B Crossing the pit lane

Lap	Time	Sector 1	Sector 2	Sector 3	Kph	Elapsed	Lap	Time	Sector 1	Sector 2	Sector 3	Kph	Elapsed
100 Saif AL OBAIDLI QAT							103 Omar BOUYACOUB MAR						
ROTAX 125 Mini MAX							ROTAX 125 Mini MAX						
1	1:10.260	37.305	16.488	16.467	52.5	1:10.260	1	1:20.419	43.111	19.259	18.049	45.8	1:20.419
2	53.130	20.092	16.554	16.484	69.4	2:03.390	2	57.625	21.031	18.790	17.804	64.0	2:18.044
3	51.783	19.401	16.149	16.233	71.2	2:55.173	3	53.120	19.514	16.683	16.923	69.4	3:11.164
4	53.014	18.854	17.478	16.682	69.5	3:48.187	4	52.991	19.514	16.475	17.002	69.6	4:04.155
5	52.018	19.110	16.406	16.502	70.9	4:40.205	5	53.530	19.951	16.749	16.830	68.9	4:57.685
6	52.204	19.057	16.292	16.855	70.6	5:32.409	6	52.443	19.598	16.178	16.667	70.3	5:50.128
7	1:40.021 B	19.404	16.267	1:04.350	36.9	7:12.430	7	52.652	19.559	16.334	16.759	70.0	6:42.780
8	54.735	22.172	16.327	16.236	67.3	8:07.165	8	52.915	19.472	16.530	16.913	69.7	7:35.695
9	51.461	18.936	16.247	16.278	71.6	8:58.626	9	52.304	19.182	16.400	16.722	70.5	8:27.999
10	51.601	18.920	16.289	16.392	71.4	9:50.227	10	53.236	19.922	16.685	16.629	69.2	9:21.235
11	51.172	18.805	16.200	16.167	72.0	10:41.399	11	52.360	19.314	16.483	16.563	70.4	10:13.595
12	51.418	18.864	16.229	16.325	71.7	11:32.817	12	53.476	19.343	16.541	17.592	68.9	11:07.071
13	51.402	18.869	16.255	16.278	71.7	12:24.219	13	52.334	19.195	16.544	16.595	70.4	11:59.405
14	51.654	18.898	16.406	16.350	71.4	13:15.873	14	52.703	19.314	16.618	16.771	69.9	12:52.108
15	51.483	18.898	16.264	16.321	71.6	14:07.356	15	55.174	20.862	17.451	16.861	66.8	13:47.282
16	51.394	18.806	16.354	16.234	71.7	14:58.750	16	52.732	19.269	16.829	16.634	69.9	14:40.014
17	51.520	19.092	16.203	16.225	71.6	15:50.270	17	52.414	19.115	16.648	16.651	70.3	15:32.428
101 Tamem MUSTAFA PSE							104 Abulrazzaq ALQURAISHI SAU						
ROTAX 125 Mini MAX							ROTAX 125 Mini MAX						
1	2:02.969	1:29.898	16.657	16.414	30.0	2:02.969	1	1:27.914	53.901	17.194	16.819	41.9	1:27.914
2	51.460	19.051	16.110	16.299	71.6	2:54.429	2	52.697	19.474	16.598	16.625	70.0	2:20.611
3	53.117	18.934	17.905	16.278	69.4	3:47.546	3	53.377	19.554	17.235	16.588	69.1	3:13.988
4	51.288	18.856	16.115	16.317	71.9	4:38.834	4	52.334	19.216	16.477	16.641	70.4	4:06.322
5	51.660	19.095	16.127	16.438	71.4	5:30.494	5	52.688	19.255	16.652	16.781	70.0	4:59.010
6	51.789	19.098	16.217	16.474	71.2	6:22.283	6	52.494	18.970	16.478	17.046	70.2	5:51.504
7	51.696	19.011	16.122	16.563	71.3	7:13.979	7	52.277	19.058	16.612	16.607	70.5	6:43.781
8	51.868	19.165	16.304	16.399	71.1	8:05.847	8	52.205	18.974	16.551	16.680	70.6	7:35.986
9	51.525	19.040	16.128	16.357	71.5	8:57.372	9	52.206	19.110	16.546	16.550	70.6	8:28.192
10	2:00.801 B	20.178	16.890	1:23.733	30.5	10:58.173	10	52.703	19.374	16.714	16.615	69.9	9:20.895
11	1:05.433	32.868	16.280	16.285	56.3	12:03.606	11	52.247	19.277	16.421	16.549	70.6	10:13.142
12	51.505	18.887	16.270	16.348	71.6	12:55.111	12	53.459	19.346	16.957	17.156	69.0	11:06.601
13	52.259	18.829	16.597	16.833	70.5	13:47.370	13	52.473	19.099	16.692	16.682	70.3	11:59.074
14	51.983	19.299	16.338	16.346	70.9	14:39.353	14	54.997	21.535	16.826	16.636	67.0	12:54.071
15	51.374	18.909	16.084	16.381	71.8	15:30.727	15	52.748	19.211	16.871	16.666	69.9	13:46.819
102 Ahmed AL KHALIFA BHR							105 Faris HAROUN ARE						
ROTAX 125 Mini MAX							ROTAX 125 Mini MAX						
1	1:29.326	56.239	16.547	16.540	41.3	1:29.326	1	1:35.620	1:02.753	16.355	16.512	38.6	1:35.620
2	51.756	19.204	16.253	16.299	71.2	2:21.082	2	51.510	18.945	16.238	16.327	71.6	2:27.130
3	51.772	19.312	16.122	16.338	71.2	3:12.854	3	51.437	18.836	16.216	16.385	71.7	3:18.567
4	51.393	18.820	16.210	16.363	71.7	4:04.247	4	51.187	18.779	16.106	16.302	72.0	4:09.754
5	53.344	19.966	16.777	16.601	69.1	4:57.591	5	51.399	18.847	16.218	16.334	71.7	5:01.153
6	51.527	19.068	16.119	16.340	71.5	5:49.118	6	51.453	18.833	16.186	16.434	71.6	5:52.606
7	51.698	19.037	16.182	16.479	71.3	6:40.816	7	1:54.476 B	18.814	16.390	1:19.272	32.2	7:47.082
8	51.669	19.032	16.174	16.463	71.3	7:32.485	8	1:02.854	30.286	16.144	16.424	58.7	8:49.936
9	51.713	18.993	16.150	16.570	71.3	8:24.198	9	51.192	18.722	16.090	16.380	72.0	9:41.128
10	51.792	18.988	16.300	16.504	71.2	9:15.990	10	51.244	18.720	16.216	16.308	71.9	10:32.372
11	51.858	19.047	16.366	16.445	71.1	10:07.848	11	51.077	18.723	16.112	16.242	72.2	11:23.449
12	2:51.076 B	19.056	16.201	2:15.819	21.5	12:58.924	12	51.540	18.852	16.292	16.396	71.5	12:14.989
13	1:01.245	28.608	16.282	16.355	60.2	14:00.169	13	51.490	18.738	16.222	16.530	71.6	13:06.479
14	51.330	18.872	16.176	16.282	71.8	14:51.499	14	51.335	18.797	16.191	16.347	71.8	13:57.814
15	51.251	18.811	16.196	16.244	71.9	15:42.750							



MINI MAX MENA Karting Nations Cup 2024 Practice 6

Sector Analysis

— Invalidated Lap ■ Personal Best ■ Session Best B Crossing the pit lane

Lap	Time	Sector 1	Sector 2	Sector 3	Kph	Elapsed	Lap	Time	Sector 1	Sector 2	Sector 3	Kph	Elapsed
15	51.298	18.706	16.234	16.358	71.9	14:49.112	14	51.703	19.051	16.337	16.315	71.3	13:41.277
16	51.397	18.705	16.230	16.462	71.7	15:40.509	15	51.695	18.957	16.393	16.345	71.3	14:32.972
							16	51.733	19.055	16.359	16.319	71.3	15:24.705

106 **Aymen MACKI** OMN
ROTAX 125 Mini MAX

1	1:37.543	1:04.679	16.410	16.454	37.8	1:37.543
2	52.200	19.316	16.343	16.541	70.6	2:29.743
3	52.213	19.567	16.309	16.337	70.6	3:21.956
4	51.819	19.138	16.235	16.446	71.1	4:13.775
5	51.888	19.071	16.378	16.439	71.0	5:05.663
6	51.898	19.149	16.375	16.374	71.0	5:57.561
7	52.050	19.160	16.445	16.445	70.8	6:49.611
8	52.094	19.314	16.309	16.471	70.8	7:41.705
9	51.697	19.057	16.291	16.349	71.3	8:33.402
10	51.881	19.044	16.311	16.526	71.1	9:25.283
11	51.700	19.081	16.279	16.340	71.3	10:16.983
12	51.803	18.999	16.223	16.581	71.2	11:08.786
13	51.929	19.045	16.461	16.423	71.0	12:00.715
14	52.406	19.299	16.469	16.638	70.3	12:53.121
15	52.207	19.484	16.392	16.331	70.6	13:45.328
16	51.946	19.112	16.423	16.411	71.0	14:37.274
17	51.812	19.121	16.397	16.294	71.1	15:29.086

109 **Roslan Sryer AISSA** DZA
ROTAX 125 Mini MAX

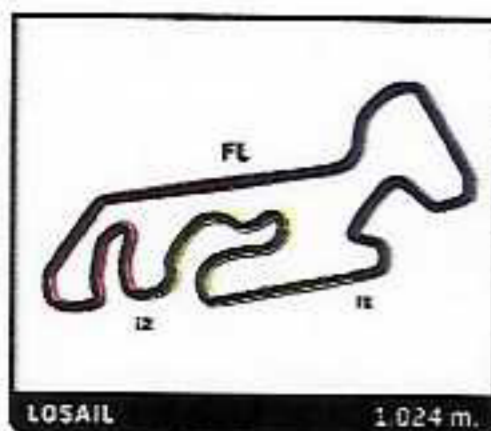
1	1:10.695	37.588	16.417	16.690	52.1	1:10.695
2	53.128	19.833	16.625	16.670	69.4	2:03.823
3	51.943	19.238	16.212	16.493	71.0	2:55.766
4	52.336	19.191	16.714	16.431	70.4	3:48.102
5	51.976	18.959	16.523	16.494	70.9	4:40.078
6	52.402	19.011	16.188	17.203	70.3	5:32.480
7	51.885	19.161	16.139	16.585	71.0	6:24.365
8	52.069	19.023	16.254	16.792	70.8	7:16.434
9	52.072	19.084	16.287	16.701	70.8	8:08.506
10	51.720	18.868	16.293	16.559	71.3	9:00.226
11	51.596	18.853	16.148	16.595	71.4	9:51.822
12	51.686	18.979	16.181	16.526	71.3	10:43.508
13	51.770	18.975	16.264	16.531	71.2	11:35.278
14	52.032	19.124	16.360	16.548	70.8	12:27.310
15	51.902	18.963	16.284	16.655	71.0	13:19.212
16	51.997	18.928	16.236	16.833	70.9	14:11.209

107 **Joe MOURAD** LBN
ROTAX 125 Mini MAX

1	2:03.203	1:30.173	16.589	16.441	29.9	2:03.203
2	51.703	19.157	16.137	16.409	71.3	2:54.906
3	52.010	18.908	16.759	16.343	70.9	3:46.916
4	52.945	19.029	17.487	16.429	69.6	4:39.861
5	52.755	18.955	16.521	17.279	69.9	5:32.616
6	52.507	19.663	16.290	16.554	70.2	6:25.123
7	51.767	18.990	16.336	16.441	71.2	7:16.890
8	51.899	19.139	16.386	16.374	71.0	8:08.789
9	51.684	19.013	16.318	16.353	71.3	9:00.473
10	51.561	18.899	16.337	16.325	71.5	9:52.034
11	1:25.064B	19.096	16.390	49.578	43.3	11:17.098
12	58.829	26.100	16.338	16.391	62.7	12:15.927
13	51.719	18.940	16.334	16.445	71.3	13:07.646
14	51.457	18.889	16.256	16.312	71.6	13:59.103
15	51.671	18.916	16.343	16.412	71.3	14:50.774
16	51.780	18.948	16.378	16.454	71.2	15:42.554

108 **Austin Ian GRAY** QAT
ROTAX 125 Mini MAX

1	1:32.547	59.551	16.464	16.532	39.8	1:32.547
2	51.815	19.214	16.262	16.339	71.1	2:24.362
3	52.005	19.272	16.403	16.330	70.9	3:16.367
4	51.674	19.125	16.280	16.269	71.3	4:08.041
5	51.912	19.224	16.363	16.325	71.0	4:59.953
6	1:41.292B	19.365	16.450	1:05.477	36.4	6:41.245
7	57.487	24.775	16.299	16.413	64.1	7:38.732
8	51.550	18.895	16.326	16.329	71.5	8:30.282
9	51.630	18.907	16.353	16.370	71.4	9:21.912
10	51.841	19.023	16.341	16.477	71.1	10:13.753
11	52.373	19.399	16.570	16.404	70.4	11:06.126
12	51.650	18.992	16.290	16.368	71.4	11:57.776
13	51.798	18.978	16.442	16.378	71.2	12:49.574




MENA Karting Nations Cup 2024

MINI MAX

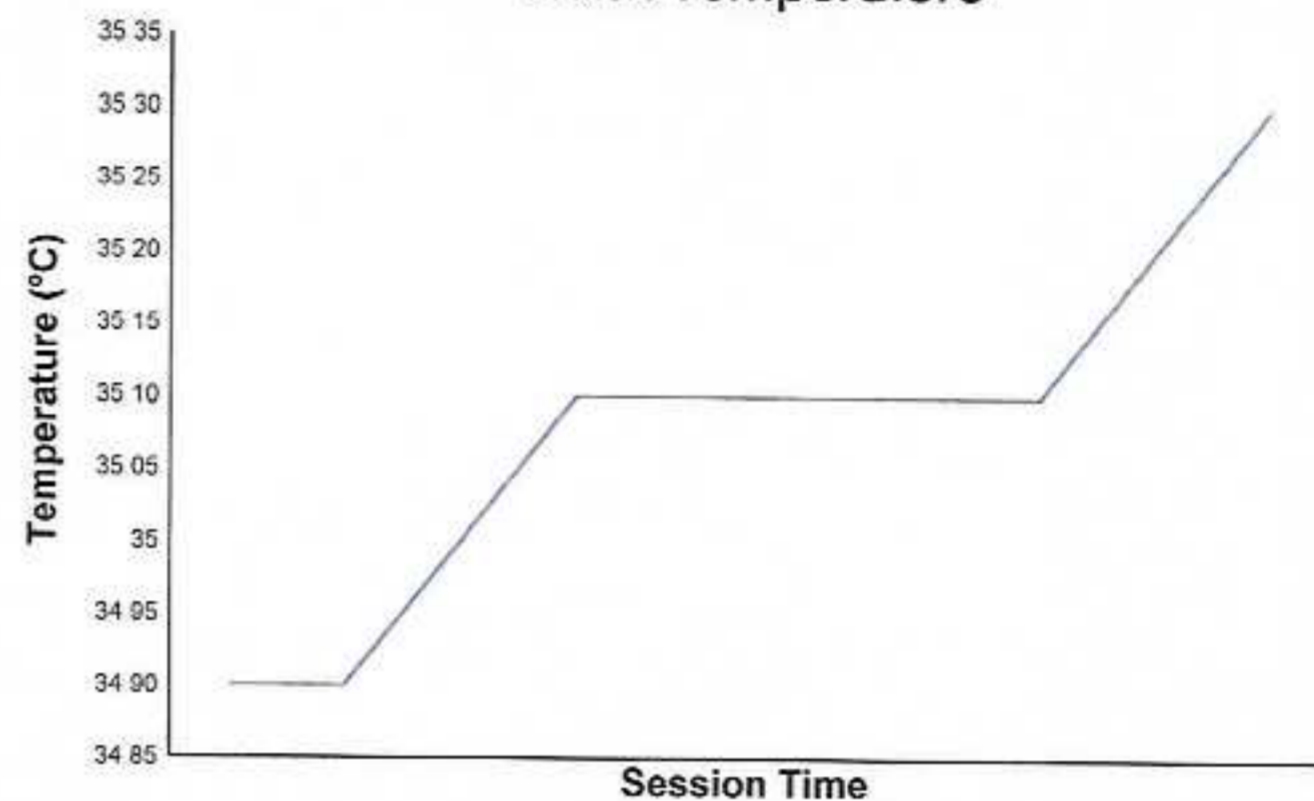
Practice 6

Weather Report


Air Temperature




Track Temperature




Humidity




Pressure



Wind Speed



Wind Direction



Track Status: **DRY**