

JUNIOR MAX

MENA Karting Nations Cup 2024

Pre-Final (18 Laps, 18.4 km.)

Provisional Classification

No	Driver	Nat	Team	Car	Cl.	Laps	Total Time	Gap	Kph	Best Lap		
										Lap	Time	Kph
1208	Nathan KAPPEN	ARE		ROTAX 125 Junior MAX	JUNIOR	18	14:33.832	-	75.9	14	48.299	76.3
2206	Malek MUSTAFA	PSE		ROTAX 125 Junior MAX	JUNIOR	18	14:36.089	+2.257	75.7	11	48.321	76.3
3203	Kamil BENCHEKROUN	MAR		ROTAX 125 Junior MAX	JUNIOR	18	14:36.205	+2.373	75.7	11	48.014	76.8
4200	Tameem HASSIBA	QAT		ROTAX 125 Junior MAX	JUNIOR	18	14:41.204	+7.372	75.3	17	48.603	75.8
5209	Veer CHOPRA	ARE		ROTAX 125 Junior MAX	JUNIOR	18	14:41.342	+7.510	75.3	10	48.555	75.9
6218	Riyad YOUSFI	MAR		ROTAX 125 Junior MAX	JUNIOR	18	14:44.485	+10.653	75.0	10	48.670	75.7
7210	Roger EL FEHALI	LBN		ROTAX 125 Junior MAX	JUNIOR	18	14:44.773	+10.941	75.0	11	48.566	75.9
8217	Nasser NASS	BHR		ROTAX 125 Junior MAX	JUNIOR	18	14:45.067	+11.235	75.0	8	48.574	75.9
9202	Mohammed AL THANI	QAT		ROTAX 125 Junior MAX	JUNIOR	18	14:45.258	+11.426	75.0	14	48.611	75.8
10219	Ahmad Adeel JAWED	QAT		ROTAX 125 Junior MAX	JUNIOR	18	14:46.032	+12.200	74.9	15	48.632	75.8
11205	Danyal Sraier AISSA	DZA		ROTAX 125 Junior MAX	JUNIOR	18	14:47.174	+13.342	74.8	16	48.396	76.2
12216	Faisal AL SARHANI	OMN		ROTAX 125 Junior MAX	JUNIOR	18	14:53.656	+19.824	74.3	10	48.921	75.4
13215	Shanal KUNIMAL	PSE		ROTAX 125 Junior MAX	JUNIOR	18	14:56.191	+22.359	74.0	9	48.917	75.4
14222	Mikko ARRIES	QAT		ROTAX 125 Junior MAX	JUNIOR	18	14:57.340	+23.508	73.9	13	49.099	75.1
15201	Nimr AL-QAHTANI	QAT		ROTAX 125 Junior MAX	JUNIOR	18	14:57.562	+23.730	73.9	8	49.022	75.2
16207	Khaled NAJJAR	BHR		ROTAX 125 Junior MAX	JUNIOR	18	15:05.268	+31.436	73.3	16	49.080	75.1
17220	Danish QUERESHI	QAT		ROTAX 125 Junior MAX	JUNIOR	18	15:07.591	+33.759	73.1	14	49.600	74.3
18213	Janna AL NUJAIMAN	SAU		ROTAX 125 Junior MAX	JUNIOR	18	15:16.475	+42.643	72.4	17	49.072	75.1
Not classified												
211	Adam ELBASSIONY	EGY		ROTAX 125 Junior MAX	JUNIOR	10	8:13.544			9	48.587	75.9
214	Rashid HELAL	BHR		ROTAX 125 Junior MAX	JUNIOR	8	6:40.983			6	49.253	74.8
212	Sameeh AL-ASAAD	JOR		ROTAX 125 Junior MAX	JUNIOR							
Not Started												
204	Faris TAZI	MAR		ROTAX 125 Junior MAX	JUNIOR							


Pole Position:			
Fastest Lap:	Lap 11	Kamil BENCHEKROUN	48.014 76.8 Kph

Published at:

Track Status: **DRY**

Race Director
Mark Horsley

Timekeeper:
Isaac Mulungui



JUNIOR MAX


MENA Karting Nations Cup 2024

Pre-Final

Lap Chart

No	Pos	Grid	Lap																	
			1	2	3	4	5	6	7	8	9	10	11	12	13	14	15	16	17	18
208	1	208	208	208	208	208	208	208	208	208	208	208	208	208	208	208	208	208	208	
203	2	203	206	206	206	206	206	206	206	206	206	206	206	206	206	206	206	206	206	
211	3	211	203	203	203	203	203	203	203	203	203	203	203	203	203	203	203	203	203	
206	4	206	200	200	200	200	200	200	200	200	200	200	200	200	200	200	200	200	200	
217	5	217	218	218	218	218	218	218	218	209	209	209	209	209	209	209	209	209	209	
200	6	200	211	217	217	209	209	209	209	218	218	218	218	218	218	218	218	218	218	
209	7	209	217	209	209	217	217	210	210	210	210	210	210	210	210	210	210	210	210	
218	8	218	209	210	210	210	210	217	217	217	217	217	217	217	217	217	217	217	217	
210	9	210	210	211	211	211	211	211	211	211	211	202	202	202	202	202	202	202	202	
207	10	207	207	207	219	219	219	202	202	202	202	202	219	219	219	219	219	219	219	
205	11	205	219	213	202	202	202	219	219	219	219	205	205	205	205	205	205	205	205	
219	12	219	213	219	214	214	214	214	214	214	205	205	216	216	216	216	216	216	216	
202	13	202	214	202	216	216	216	216	216	216	216	222	222	222	222	222	215	215	215	
213	14	213	202	214	222	222	222	205	205	205	222	222	215	215	215	215	215	222	222	
204	15	204	216	216	220	220	205	222	222	222	215	215	201	201	201	201	201	201	201	
214	16	214	220	220	201	205	220	220	215	215	201	201	220	220	220	220	220	207	207	
215	17	215	222	222	205	201	201	201	201	201	220	220	207	207	207	207	207	220	220	
216	18	216	201	201	215	215	215	215	220	220	207	207	213	213	213	213	213	213	213	
201	19	201	205	205	207	207	207	207	207	207	213	213								
220	20	220	215	215	213	213	213	213	213	213										
222	21	222																		
212	22	212																		





JUNIOR MAX

MENA Karting Nations Cup 2024


Pre-Final

Best Sector Times

Sector 1			Sector 2			Sector 3			Ideal Lap	Best Lap
Pos	No Driver	Time	No Driver	Time	No Driver	Time	Pos	No Driver		
1	200 T.HASSIBA	17.747	203 K.BENCHEKROUN	15.064	203 K.BENCHEKROUN	15.085	1	203 K.BENCHEKROUN	0:47.988	48.014 (1)
2	208 N.KAPPEN	17.764	205 D.AISSA	15.142	205 D.AISSA	15.118	2	208 N.KAPPEN	0:48.217	48.299 (2)
3	206 M.MUSTAFA	17.831	208 N.KAPPEN	15.185	217 N.NASS	15.206	3	205 D.AISSA	0:48.257	48.396 (4)
4	203 K.BENCHEKROUN	17.839	206 M.MUSTAFA	15.196	219 A.JAWED	15.220	4	206 M.MUSTAFA	0:48.265	48.321 (3)
5	202 M.AL THANI	17.899	218 R.YOUSFI	15.226	216 F.AL SARHANI	15.223	5	209 V.CHOPRA	0:48.421	48.555 (5)
6	210 R.EL FEGHALI	17.907	210 R.EL FEGHALI	15.268	209 V.CHOPRA	15.226	6	210 R.EL FEGHALI	0:48.441	48.566 (6)
7	209 V.CHOPRA	17.911	209 V.CHOPRA	15.284	213 J.AL NUJAIMAN	15.237	7	202 M.AL THANI	0:48.445	48.611 (10)
8	219 A.JAWED	17.912	202 M.AL THANI	15.294	206 M.MUSTAFA	15.238	8	200 T.HASSIBA	0:48.470	48.603 (9)
9	211 A.ELBASSIONY	17.916	215 S.KUNIMAL	15.309	202 M.AL THANI	15.252	9	211 A.ELBASSIONY	0:48.507	48.587 (8)
10	217 N.NASS	17.964	201 N.AL-QAHTANI	15.316	211 A.ELBASSIONY	15.255	10	217 N.NASS	0:48.509	48.574 (7)
11	205 D.AISSA	17.997	211 A.ELBASSIONY	15.336	210 R.EL FEGHALI	15.266	11	218 R.YOUSFI	0:48.515	48.670 (12)
12	218 R.YOUSFI	17.998	217 N.NASS	15.339	207 K.NAJJAR	15.267	12	219 A.JAWED	0:48.542	48.632 (11)
13	222 M.ARRIES	18.089	216 F.AL SARHANI	15.368	208 N.KAPPEN	15.268	13	215 S.KUNIMAL	0:48.720	48.917 (13)
14	215 S.KUNIMAL	18.111	200 T.HASSIBA	15.377	201 N.AL-QAHTANI	15.279	14	201 N.AL-QAHTANI	0:48.732	49.022 (15)
15	201 N.AL-QAHTANI	18.137	222 M.ARRIES	15.408	218 R.YOUSFI	15.291	15	216 F.AL SARHANI	0:48.760	48.921 (14)
16	207 K.NAJJAR	18.143	219 A.JAWED	15.410	215 S.KUNIMAL	15.300	16	207 K.NAJJAR	0:48.875	49.080 (17)
17	214 R.HELAL	18.150	207 K.NAJJAR	15.465	200 T.HASSIBA	15.346	17	222 M.ARRIES	0:48.918	49.099 (18)
18	216 F.AL SARHANI	18.169	214 R.HELAL	15.493	214 R.HELAL	15.398	18	213 J.AL NUJAIMAN	0:48.930	49.072 (16)
19	213 J.AL NUJAIMAN	18.170	213 J.AL NUJAIMAN	15.523	222 M.ARRIES	15.421	19	214 R.HELAL	0:49.041	49.253 (19)
20	220 D.QUERESHI	18.327	220 D.QUERESHI	15.605	220 D.QUERESHI	15.479	20	220 D.QUERESHI	0:49.411	49.600 (20)




MENA KARTING CHAMPIONSHIP NATIONS CUP



JUNIOR MAX MENA Karting Nations Cup 2024 Pre-Final

Leader Sequence by Class

No	Driver	Team	Car	Start Lap	End Lap	Laps	Total Laps
JUNIOR							
208	Nathan KAPPEN		ROTAX 125 Junior MAX	1	18	18	18



JUNIOR MAX

MENA Karting Nations Cup 2024


Pre-Final

Fastest Lap Sequence

Elapsed	No	Driver	Team	Car	Class	Time	Kph	Lap
1:38.755	208	Nathan KAPPEN		ROTAX 125 Junior MAX	JUNIOR	48.698	75.7	2
1:39.510	203	Kamil BENCHEKROUN		ROTAX 125 Junior MAX	JUNIOR	48.601	75.9	2
2:27.914	206	Malek MUSTAFA		ROTAX 125 Junior MAX	JUNIOR	48.469	76.1	3
4:05.201	203	Kamil BENCHEKROUN		ROTAX 125 Junior MAX	JUNIOR	48.466	76.1	5
4:53.128	208	Nathan KAPPEN		ROTAX 125 Junior MAX	JUNIOR	48.438	76.1	6
5:41.543	208	Nathan KAPPEN		ROTAX 125 Junior MAX	JUNIOR	48.415	76.1	7
6:29.948	208	Nathan KAPPEN		ROTAX 125 Junior MAX	JUNIOR	48.405	76.2	8
6:31.641	203	Kamil BENCHEKROUN		ROTAX 125 Junior MAX	JUNIOR	48.191	76.5	8
8:56.136	203	Kamil BENCHEKROUN		ROTAX 125 Junior MAX	JUNIOR	48.014	76.8	11



MENA KARTING CHAMPIONSHIP NATIONS CUP




JUNIOR MAX MENA Karting Nations Cup 2024 Pre-Final

Analysis by lap

Lapped

No	Lap Time	Gap	No	Lap Time	Gap	No	Lap Time	Gap	No	Lap Time	Gap	No	Lap Time	Gap			
Lap 1			202	49.412	5.680	208	48.438		216	49.409	11.175	209	48.576	4.956			
208	50.057	0.000	214	49.629	6.255	206	48.816	0.827	205	48.607	11.295	218	48.767	5.707			
206	50.654	0.597	216	50.304	7.320	203	49.691	1.764	222	49.408	13.200	210	48.566	6.438			
203	50.909	0.852	222	50.041	8.345	200	48.756	3.180	215	48.932	14.989	217	48.710	6.727			
200	51.630	1.573	220	50.560	8.710	218	48.780	3.513	201	49.022	15.187	202	48.944	8.801			
218	51.874	1.817	201	50.228	8.838	209	48.715	3.900	220	49.988	17.272	219	48.995	8.976			
211	52.010	1.953	205	49.009	9.036	210	49.309	5.148	207	49.344	22.529	205	48.605	12.709			
217	52.337	2.280	215	49.637	11.191	217	49.535	5.250	213	49.154	24.524	216	49.117	14.270			
209	52.539	2.482	207	1:02.387	17.564	211	49.044	5.329	Lap 9			222	49.423	16.326			
210	52.723	2.666	213	1:04.113	19.864	202	49.028	6.741	208	48.364		215	49.103	16.836			
207	52.906	2.849	Lap 4			219	49.621	6.990	206	48.355	0.860	201	49.113	17.339			
219	53.069	3.012	208	48.532		214	49.253	8.972	203	48.279	1.608	220	50.252	22.863			
213	53.363	3.306	206	48.722	0.582	216	49.414	9.379	200	48.741	4.232	207	49.233	24.978			
214	54.102	4.045	203	48.617	0.681	205	49.105	11.019	209	48.561	4.570	213	49.353	27.074			
202	54.355	4.298	200	49.157	2.731	222	49.663	11.194	218	48.781	5.015	Lap 12					
216	54.933	4.876	218	48.972	2.996	220	50.135	13.282	210	48.758	5.960	208	48.327				
220	55.668	5.611	209	48.856	3.554	201	50.184	13.386	217	48.740	6.096	206	48.374	0.867			
222	55.727	5.670	217	49.405	3.834	215	49.717	13.574	211	48.587	6.417	203	48.246	0.998			
201	55.967	5.910	210	48.858	4.076	207	49.419	20.468	202	48.889	7.804	200	48.805	5.205			
205	58.808	8.751	211	48.848	4.528	213	49.215	22.695	219	48.765	8.055	209	48.693	5.322			
215	59.897	9.840	219	48.828	5.628	Lap 7			205	49.327	12.258	218	48.836	6.216			
Lap 2			202	48.796	5.944	208	48.415		216	50.166	12.977	210	48.623	6.734			
208	48.698		214	49.710	7.433	206	48.436	0.848	222	49.513	14.349	217	48.660	7.060			
206	48.791	0.690	216	49.170	7.958	203	48.558	1.907	215	48.917	15.542	202	48.772	9.246			
203	48.601	0.755	222	49.367	9.180	200	48.744	3.509	201	49.040	15.863	219	48.846	9.495			
200	49.095	1.970	220	50.065	10.243	218	48.761	3.859	220	50.339	19.247	205	48.588	12.970			
218	49.212	2.331	205	49.792	10.296	209	48.569	4.054	207	49.203	23.368	216	49.195	15.138			
217	49.152	2.734	201	50.417	10.723	210	48.642	5.375	213	49.179	25.339	222	49.429	17.428			
209	49.044	2.828	215	49.165	11.824	217	48.716	5.551	Lap 10			215	49.136	17.645			
210	49.547	3.515	207	49.690	18.722	211	49.004	5.918	208	48.352		201	49.139	18.151			
211	50.315	3.570	213	49.759	21.091	202	48.736	7.062	206	48.384	0.892	220	50.084	24.620			
207	49.793	3.944	Lap 5			219	48.688	7.263	203	48.202	1.458	207	49.199	25.850			
213	49.910	4.518	208	48.636		214	49.503	10.060	200	48.604	4.484	213	49.279	28.026			
219	50.339	4.653	206	48.503	0.449	205	49.207	10.171	209	48.555	4.773	Lap 13					
202	49.435	5.035	203	48.466	0.511	205	48.489	11.093	218	48.670	5.333	208	48.364				
214	50.046	5.393	200	48.767	2.862	222	49.418	12.197	210	48.657	6.265	206	48.597	1.100			
216	49.605	5.783	218	48.811	3.171	215	49.303	14.462	217	48.666	6.410	203	48.802	1.436			
220	50.004	6.917	209	48.705	3.623	201	49.599	14.570	211	48.815	6.880	200	48.946	5.787			
222	50.099	7.071	217	48.955	4.153	220	50.822	15.689	202	48.798	8.250	209	48.999	5.957			
201	50.165	7.377	210	48.837	4.277	207	49.537	21.590	219	48.671	8.374	218	48.892	6.744			
205	48.741	8.794	211	48.831	4.723	213	49.495	23.775	205	48.591	12.497	210	48.723	7.093			
215	49.179	10.321	219	48.815	5.807	Lap 8			216	48.921	13.546	217	48.768	7.464			
Lap 3			202	48.843	6.151	208	48.405		222	49.299	15.296	202	48.948	9.830			
208	48.767		214	49.360	8.157	206	48.426	0.869	215	48.936	16.126	219	48.890	10.021			
206	48.469	0.392	216	49.081	8.403	203	48.191	1.693	201	49.108	16.619	205	48.448	13.054			
203	48.608	0.596	222	49.425	9.969	200	48.751	3.855	220	50.109	21.004	216	49.295	16.069			
200	48.903	2.106	205	48.692	10.352	209	48.724	4.373	207	49.122	24.138	222	49.099	18.163			
218	48.992	2.556	220	49.978	11.585	218	49.144	4.598	213	49.127	26.114	215	49.132	18.413			
217	48.994	2.961	201	49.553	11.640	210	48.596	5.566	Lap 11			201	49.086	18.873			
209	49.169	3.230	215	49.107	12.295	217	48.574	5.720	208	48.393		220	49.801	26.057			
210	49.002	3.750	207	49.401	19.487	211	48.681	6.194	206	48.321	0.820	207	49.151	26.637			
211	49.409	4.212	213	49.463	21.918	202	48.622	7.279	203	48.014	1.079	213	49.453	29.115			
219	49.446	5.332	Lap 6			219	48.796	7.654	200	48.636	4.727	Lap 14					
			208	48.405		214	49.380	11.035									



JUNIOR MAX

MENA Karting Nations Cup 2024

Pre-Final


Analysis by lap

Lapped

No	Lap Time	Gap	No	Lap Time	Gap	No	Lap Time	Gap	No	Lap Time	Gap
208	48.299		220	50.140	31.092						
206	48.452	1.253	213	49.170	31.924						
203	48.234	1.371									
200	48.736	6.224									
209	48.633	6.291									
218	48.808	7.253									
210	48.682	7.476									
217	48.635	7.800									
202	48.611	10.142									
219	48.720	10.442									
205	48.448	13.203									
216	48.998	16.768									
222	49.150	19.014									
215	49.147	19.261									
201	49.165	19.739									
220	49.600	27.358									
207	49.316	27.654									
213	49.570	30.386									
Lap 15			Lap 17								
208	48.344		208	48.461							
206	49.283	2.192	206	48.393	2.224						
203	49.225	2.252	203	48.377	2.421						
200	48.736	6.616	200	48.603	7.077						
209	48.818	6.765	209	48.627	7.368						
218	49.003	7.912	218	49.290	9.295						
210	48.929	8.061	210	49.179	9.344						
217	48.821	8.277	217	49.052	9.538						
202	48.732	10.530	202	48.612	11.173						
219	48.632	10.730	219	48.837	11.750						
205	48.537	13.396	205	48.451	13.400						
216	49.138	17.562	216	49.229	19.089						
222	49.708	20.378	215	48.964	21.912						
215	49.570	20.487	222	49.606	22.773						
201	49.409	20.804	201	49.495	22.980						
220	50.320	29.334	207	49.159	30.800						
207	50.094	29.404	220	49.625	32.256						
213	49.094	31.136	213	49.072	32.535						
Lap 16			Lap 18								
208	48.382		208	48.598							
206	48.482	2.292	206	48.631	2.257						
203	48.635	2.505	203	48.550	2.373						
200	48.701	6.935	200	48.893	7.372						
209	48.819	7.202	209	48.740	7.510						
218	48.936	8.466	218	49.956	10.653						
210	48.947	8.626	210	50.195	10.941						
217	49.052	8.947	217	50.295	11.235						
202	48.874	11.022	202	48.851	11.426						
219	49.026	11.374	219	49.048	12.200						
205	48.396	13.410	205	48.540	13.342						
216	49.141	18.321	216	49.333	19.824						
215	49.304	21.409	215	49.045	22.359						
222	49.632	21.628	222	49.333	23.508						
201	49.524	21.946	201	49.348	23.730						
207	49.080	30.102	207	49.234	31.436						
			220	50.101	33.759						
			213	58.706	42.643						



MENA KARTING CHAMPIONSHIP NATIONS CUP



JUNIOR MAX MENA Karting Nations Cup 2024 Pre-Final


Sector Analysis

— Invalidated Lap ■ Personal Best ■ Session Best B Crossing the pit lane

Lap	Time	Sector 1	Sector 2	Sector 3	Kph	Elapsed	Lap	Time	Sector 1	Sector 2	Sector 3	Kph	Elapsed
200 Tameem HASSIBA QAT							ROTAX 125 Junior MAX						
1	51.630	20.065	15.978	15.587	71.4	51.630	13	48.948	17.997	15.537	15.414	75.3	10:41.578
2	49.095	18.021	15.604	15.470	75.1	1:40.725	14	48.611	17.954	15.359	15.298	75.8	11:30.189
3	48.903	17.902	15.574	15.427	75.4	2:29.628	15	48.732	17.988	15.397	15.347	75.6	12:18.921
4	49.157	18.029	15.668	15.460	75.0	3:18.785	16	48.874	18.037	15.438	15.399	75.4	13:07.795
5	48.767	17.850	15.456	15.461	75.6	4:07.552	17	48.612	17.931	15.294	15.387	75.8	13:56.407
6	48.756	17.882	15.471	15.403	75.6	4:56.308	18	48.851	17.955	15.496	15.400	75.5	14:45.258
7	48.744	17.779	15.619	15.346	75.6	5:45.052							
8	48.751	17.871	15.497	15.383	75.6	6:33.803							
9	48.741	17.802	15.481	15.458	75.6	7:22.544							
10	48.604	17.771	15.417	15.416	75.8	8:11.148							
11	48.636	17.747	15.466	15.423	75.8	8:59.784							
12	48.805	17.855	15.517	15.433	75.5	9:48.589							
13	48.946	17.747	15.713	15.486	75.3	10:37.535							
14	48.736	17.872	15.481	15.383	75.6	11:26.271							
15	48.736	17.907	15.377	15.452	75.6	12:15.007							
16	48.701	17.896	15.445	15.360	75.7	13:03.708							
17	48.603	17.791	15.383	15.429	75.8	13:52.311							
18	48.893	17.853	15.531	15.509	75.4	14:41.204							
201 Nimr AL-QAHTANI QAT							ROTAX 125 Junior MAX						
1	55.967	24.577	15.984	15.406	65.9	55.967							
2	50.165	18.709	15.819	15.637	73.5	1:46.132							
3	50.228	18.655	16.009	15.564	73.4	2:36.360							
4	50.417	18.874	16.050	15.493	73.1	3:26.777							
5	49.553	18.538	15.625	15.390	74.4	4:16.330							
6	50.184	18.672	15.910	15.602	73.5	5:06.514							
7	49.599	18.748	15.414	15.437	74.3	5:56.113							
8	49.022	18.392	15.316	15.314	75.2	6:45.135							
9	49.040	18.217	15.436	15.387	75.2	7:34.175							
10	49.108	18.206	15.623	15.279	75.1	8:23.283							
11	49.113	18.300	15.452	15.361	75.1	9:12.396							
12	49.139	18.224	15.487	15.428	75.0	10:01.535							
13	49.086	18.137	15.626	15.323	75.1	10:50.621							
14	49.165	18.299	15.555	15.311	75.0	11:39.786							
15	49.409	18.192	15.433	15.784	74.6	12:29.195							
16	49.524	18.389	15.646	15.489	74.4	13:18.719							
17	49.495	18.406	15.629	15.460	74.5	14:08.214							
18	49.348	18.443	15.596	15.309	74.7	14:57.562							
202 Mohammed AL THANI QAT							ROTAX 125 Junior MAX						
1	54.355	23.241	15.727	15.387	67.8	54.355							
2	49.435	18.340	15.686	15.409	74.6	1:43.790							
3	49.412	18.406	15.754	15.252	74.6	2:33.202							
4	48.796	17.993	15.500	15.303	75.5	3:21.998							
5	48.843	17.979	15.475	15.389	75.5	4:10.841							
6	49.028	17.977	15.682	15.369	75.2	4:59.869							
7	48.736	17.908	15.459	15.369	75.6	5:48.605							
8	48.622	17.899	15.388	15.335	75.8	6:37.227							
9	48.889	17.906	15.526	15.457	75.4	7:26.116							
10	48.798	17.926	15.411	15.461	75.5	8:14.914							
11	48.944	18.033	15.527	15.384	75.3	9:03.858							
12	48.772	17.936	15.379	15.457	75.6	9:52.630							
203 Kamil BENCHEKROUN MAR							ROTAX 125 Junior MAX						
1	50.909	19.881	15.382	15.646	72.4	50.909							
2	48.601	18.125	15.343	15.133	75.9	1:39.510							
3	48.608	18.209	15.314	15.085	75.8	2:28.118							
4	48.617	18.011	15.391	15.215	75.8	3:16.735							
5	48.466	17.978	15.266	15.222	76.1	4:05.201							
6	49.691	19.146	15.376	15.169	74.2	4:54.892							
7	48.558	17.893	15.520	15.145	75.9	5:43.450							
8	48.191	17.875	15.227	15.089	76.5	6:31.641							
9	48.279	17.862	15.149	15.268	76.4	7:19.920							
10	48.202	17.993	15.064	15.145	76.5	8:08.122							
11	48.014	17.839	15.081	15.094	76.8	8:56.136							
12	48.246	17.859	15.187	15.200	76.4	9:44.382							
13	48.802	17.939	15.290	15.573	75.5	10:33.184							
14	48.234	17.977	15.136	15.121	76.4	11:21.418							
15	49.225	18.837	15.282	15.106	74.9	12:10.643							
16	48.635	18.255	15.228	15.152	75.8	12:59.278							
17	48.377	17.899	15.208	15.270	76.2	13:47.655							
18	48.550	17.984	15.396	15.170	75.9	14:36.205							
205 Danyl Sreyer AISSA DZA							ROTAX 125 Junior MAX						
1	58.808	27.984	15.605	15.219	62.7	58.808							
2	48.741	18.157	15.336	15.248	75.6	1:47.549							
3	49.009	18.079	15.557	15.373	75.2	2:36.558							
4	49.792	18.380	15.925	15.487	74.0	3:26.350							
5	48.692	18.152	15.354	15.186	75.7	4:15.042							
6	49.105	18.059	15.623	15.423	75.1	5:04.147							
7	48.489	18.004	15.296	15.189	76.0	5:52.636							
8	48.607	18.035	15.277	15.295	75.8	6:41.243							
9	49.327	18.843	15.280	15.204	74.7	7:30.570							
10	48.591	18.170	15.207	15.214	75.9	8:19.161							
11	48.605	18.168	15.239	15.198	75.8	9:07.766							
12	48.588	18.029	15.284	15.275	75.9	9:56.354							
13	48.448	18.011	15.268	15.169	76.1	10:44.802							
14	48.448	18.051	15.187	15.210	76.1	11:33.250							
15	48.537	18.161	15.258	15.118	76.0	12:21.787							
16	48.396	18.008	15.142	15.246	76.2	13:10.183							
17	48.451	18.041	15.206	15.204	76.1	13:58.634							
18	48.540	17.997	15.189	15.354	75.9	14:47.174							
206 Malek MUSTAFA PSE							ROTAX 125 Junior MAX						
1	50.654	19.624	15.423	15.607	72.8	50.654							
2	48.791	18.143	15.383	15.265	75.6	1:39.445							
3	48.469	17.880	15.298	15.291	76.1	2:27.914							
4	48.722	17.930	15.545	15.247	75.7	3:16.636							
5	48.503	17.843	15.356	15.304	76.0	4:05.139							
6	48.816	18.153	15.373	15.290	75.5	4:53.955							



MENA KARTING CHAMPIONSHIP NATIONS CUP



JUNIOR MAX MENA Karting Nations Cup 2024 Pre-Final

Sector Analysis

— Invalidated Lap ■ Personal Best ■ Session Best B Crossing the pit lane

Lap	Time	Sector 1	Sector 2	Sector 3	Kph	Elapsed	Lap	Time	Sector 1	Sector 2	Sector 3	Kph	Elapsed
7	48.436	17.855	15.239	15.342	76.1	5:42.391	1	52.539	20.883	15.855	15.801	70.2	52.539
8	48.426	17.875	15.215	15.336	76.1	6:30.817	2	49.044	18.297	15.501	15.246	75.2	1:41.583
9	48.355	17.831	15.277	15.247	76.2	7:19.172	3	49.169	18.191	15.590	15.388	75.0	2:30.752
10	48.384	17.863	15.234	15.287	76.2	8:07.556	4	48.856	18.057	15.564	15.235	75.5	3:19.608
11	48.321	17.831	15.252	15.238	76.3	8:55.877	5	48.705	18.078	15.351	15.276	75.7	4:08.313
12	48.374	17.865	15.247	15.262	76.2	9:44.251	6	48.715	18.054	15.347	15.314	75.7	4:57.028
13	48.597	17.846	15.345	15.406	75.9	10:32.848	7	48.569	17.965	15.347	15.257	75.9	5:45.597
14	48.452	17.914	15.196	15.342	76.1	11:21.300	8	48.724	18.027	15.433	15.264	75.7	6:34.321
15	49.283	18.651	15.357	15.275	74.8	12:10.583	9	48.561	17.911	15.374	15.276	75.9	7:22.882
16	48.482	18.031	15.196	15.255	76.0	12:59.065	10	48.555	17.922	15.317	15.316	75.9	8:11.437
17	48.393	17.854	15.278	15.261	76.2	13:47.458	11	48.576	17.965	15.284	15.327	75.9	9:00.013
18	48.631	17.966	15.222	15.443	75.8	14:36.089	12	48.693	17.993	15.390	15.310	75.7	9:48.706
							13	48.999	17.987	15.534	15.478	75.2	10:37.705
							14	48.633	18.025	15.382	15.226	75.8	11:26.338
							15	48.818	18.125	15.369	15.324	75.5	12:15.156
							16	48.819	18.017	15.412	15.390	75.5	13:03.975
							17	48.627	17.943	15.310	15.374	75.8	13:52.602
							18	48.740	17.952	15.398	15.390	75.6	14:41.342

207 Khaled NAJJAR BHR

ROTAX 125 Junior MAX

1	52.906	21.105	16.204	15.597	69.7	52.906
2	49.793	18.682	15.666	15.445	74.0	1:42.699
3	1:02.387	18.771	28.156	15.460	59.1	2:45.086
4	49.690	18.410	15.676	15.604	74.2	3:34.776
5	49.401	18.272	15.685	15.444	74.6	4:24.177
6	49.419	18.290	15.662	15.467	74.6	5:13.596
7	49.537	18.419	15.675	15.443	74.4	6:03.133
8	49.344	18.303	15.598	15.443	74.7	6:52.477
9	49.203	18.306	15.630	15.267	74.9	7:41.680
10	49.122	18.236	15.483	15.403	75.0	8:30.802
11	49.233	18.349	15.533	15.351	74.9	9:20.035
12	49.199	18.143	15.625	15.431	74.9	10:09.234
13	49.151	18.241	15.604	15.306	75.0	10:58.385
14	49.316	18.252	15.662	15.402	74.8	11:47.701
15	50.094	18.279	16.360	15.455	73.6	12:37.795
16	49.080	18.313	15.465	15.302	75.1	13:26.875
17	49.159	18.160	15.608	15.391	75.0	14:16.034
18	49.234	18.249	15.567	15.418	74.9	15:05.268

208 Nathan KAPPEN ARE

ROTAX 125 Junior MAX

1	50.057	19.260	15.421	15.376	73.6	50.057
2	48.698	18.023	15.338	15.337	75.7	1:38.755
3	48.767	17.968	15.279	15.520	75.6	2:27.522
4	48.532	17.916	15.320	15.296	76.0	3:16.054
5	48.636	17.949	15.329	15.358	75.8	4:04.690
6	48.438	17.820	15.287	15.331	76.1	4:53.128
7	48.415	17.850	15.262	15.303	76.1	5:41.543
8	48.405	17.887	15.207	15.311	76.2	6:29.948
9	48.364	17.853	15.185	15.326	76.2	7:18.312
10	48.352	17.825	15.218	15.309	76.2	8:06.664
11	48.393	17.877	15.219	15.297	76.2	8:55.057
12	48.327	17.798	15.260	15.269	76.3	9:43.384
13	48.364	17.810	15.286	15.268	76.2	10:31.748
14	48.299	17.799	15.189	15.311	76.3	11:20.047
15	48.344	17.816	15.228	15.300	76.3	12:08.391
16	48.382	17.764	15.258	15.360	76.2	12:56.773
17	48.461	17.903	15.206	15.352	76.1	13:45.234
18	48.598	17.944	15.258	15.396	75.9	14:33.832

209 Veer CHOPRA ARE

ROTAX 125 Junior MAX

210 Roger EL FEGHALI LBN

ROTAX 125 Junior MAX

1	52.723	21.305	15.662	15.756	69.9	52.723
2	49.547	18.594	15.479	15.474	74.4	1:42.270
3	49.002	18.374	15.302	15.326	75.2	2:31.272
4	48.858	18.056	15.387	15.415	75.5	3:20.130
5	48.837	17.993	15.480	15.364	75.5	4:08.967
6	49.309	18.065	15.761	15.483	74.8	4:58.276
7	48.642	17.985	15.314	15.343	75.8	5:46.918
8	48.596	17.907	15.373	15.316	75.9	6:35.514
9	48.758	17.913	15.430	15.415	75.6	7:24.272
10	48.657	17.982	15.304	15.371	75.8	8:12.929
11	48.566	17.915	15.328	15.323	75.9	9:01.495
12	48.623	18.014	15.268	15.341	75.8	9:50.118
13	48.723	18.001	15.357	15.365	75.7	10:38.841
14	48.682	17.955	15.385	15.342	75.7	11:27.523
15	48.929	18.010	15.448	15.471	75.3	12:16.452
16	48.947	18.356	15.325	15.266	75.3	13:05.399
17	49.179	18.242	15.341	15.596	75.0	13:54.578
18	50.195	18.372	16.314	15.509	73.4	14:44.773

211 Adam ELBASSIONY EGY


ROTAX 125 Junior MAX

1	52.010	20.184	16.245	15.581	70.9	52.010
2	50.315	19.047	15.542	15.726	73.3	1:42.325
3	49.409	18.603	15.445	15.361	74.6	2:31.734
4	48.848	18.066	15.498	15.284	75.5	3:20.582
5	48.831	18.021	15.493	15.317	75.5	4:09.413
6	49.044	17.916	15.638	15.490	75.2	4:58.457
7	49.004	18.189	15.457	15.358	75.2	5:47.461
8	48.681	18.021	15.336	15.324	75.7	6:36.142
9	48.587	17.931	15.401	15.255	75.9	7:24.729
10	48.815	17.986	15.493	15.336	75.5	8:13.544

213 Janna AL NUJAIMAN SAU

ROTAX 125 Junior MAX

1	53.363	22.220	15.695	15.448	69.1	53.363
2	49.910	18.841	15.637	15.432	73.9	1:43.273



JUNIOR MAX

MENA Karting Nations Cup 2024

Pre-Final

Sector Analysis

— Invalidated Lap ■ Personal Best ■ Session Best B Crossing the pit lane

Lap	Time	Sector 1	Sector 2	Sector 3	Kph	Elapsed	Lap	Time	Sector 1	Sector 2	Sector 3	Kph	Elapsed
3	1:04.113	18.415	30.182	15.516	57.5	2:47.386	7	49.207	18.238	15.454	15.515	74.9	5:51.714
4	49.759	18.356	15.764	15.639	74.1	3:37.145	8	49.409	18.440	15.406	15.563	74.6	6:41.123
5	49.463	18.357	15.789	15.317	74.5	4:26.608	9	50.166	19.267	15.586	15.313	73.5	7:31.289
6	49.215	18.291	15.615	15.309	74.9	5:15.823	10	48.921	18.169	15.423	15.329	75.4	8:20.210
7	49.495	18.412	15.681	15.402	74.5	6:05.318	11	49.117	18.355	15.368	15.394	75.1	9:09.327
8	49.154	18.235	15.589	15.330	75.0	6:54.472	12	49.195	18.323	15.480	15.392	74.9	9:58.522
9	49.179	18.304	15.572	15.303	75.0	7:43.651	13	49.295	18.424	15.518	15.353	74.8	10:47.817
10	49.127	18.210	15.648	15.269	75.0	8:32.778	14	48.998	18.174	15.508	15.316	75.2	11:36.815
11	49.353	18.461	15.540	15.352	74.7	9:22.131	15	49.138	18.441	15.474	15.223	75.0	12:25.953
12	49.279	18.170	15.594	15.515	74.8	10:11.410	16	49.141	18.330	15.459	15.352	75.0	13:15.094
13	49.453	18.316	15.802	15.335	74.5	11:00.863	17	49.229	18.312	15.449	15.468	74.9	14:04.323
14	49.570	18.188	15.756	15.626	74.4	11:50.433	18	49.333	18.271	15.666	15.396	74.7	14:53.656
15	49.094	18.285	15.572	15.237	75.1	12:39.527							
16	49.170	18.320	15.580	15.270	75.0	13:28.697							
17	49.072	18.171	15.523	15.378	75.1	14:17.769							
18	58.706	26.276	16.681	15.749	62.8	15:16.475							

214 Rashid HELAL BHR
ROTAX 125 Junior MAX

1	54.102	22.940	15.764	15.398	68.1	54.102
2	50.046	18.486	16.094	15.466	73.7	1:44.148
3	49.629	18.424	15.743	15.462	74.3	2:33.777
4	49.710	18.339	15.671	15.700	74.2	3:23.487
5	49.360	18.282	15.598	15.480	74.7	4:12.847
6	49.253	18.150	15.565	15.538	74.8	5:02.100
7	49.503	18.239	15.625	15.639	74.5	5:51.603
8	49.380	18.224	15.493	15.663	74.7	6:40.983

215 Shonal KUNIMAL PSE
ROTAX 125 Junior MAX

1	59.897	28.829	15.768	15.300	61.5	59.897
2	49.179	18.301	15.439	15.439	75.0	1:49.076
3	49.637	18.371	15.828	15.438	74.3	2:38.713
4	49.165	18.301	15.417	15.447	75.0	3:27.878
5	49.107	18.210	15.487	15.410	75.1	4:16.985
6	49.717	18.295	15.852	15.570	74.1	5:06.702
7	49.303	18.381	15.394	15.528	74.8	5:56.005
8	48.932	18.189	15.309	15.434	75.3	6:44.937
9	48.917	18.132	15.379	15.406	75.4	7:33.854
10	48.936	18.129	15.428	15.379	75.3	8:22.790
11	49.103	18.240	15.429	15.434	75.1	9:11.893
12	49.136	18.225	15.471	15.440	75.0	10:01.029
13	49.132	18.297	15.409	15.426	75.0	10:50.161
14	49.147	18.214	15.420	15.513	75.0	11:39.308
15	49.570	18.111	15.453	16.006	74.4	12:28.878
16	49.304	18.297	15.387	15.620	74.8	13:18.182
17	48.964	18.208	15.358	15.398	75.3	14:07.146
18	49.045	18.215	15.384	15.446	75.2	14:56.191

216 Faisal AL SARHANI OMN
ROTAX 125 Junior MAX

1	54.933	23.868	15.679	15.386	67.1	54.933
2	49.605	18.622	15.619	15.364	74.3	1:44.538
3	50.304	19.203	15.550	15.551	73.3	2:34.842
4	49.170	18.320	15.473	15.377	75.0	3:24.012
5	49.081	18.292	15.420	15.369	75.1	4:13.093
6	49.414	18.501	15.425	15.488	74.6	5:02.507


217 Nasser NASS BHR
ROTAX 125 Junior MAX

1	52.337	20.619	15.956	15.762	70.4	52.337
2	49.152	18.229	15.593	15.330	75.0	1:41.489
3	48.994	18.093	15.493	15.408	75.2	2:30.483
4	49.405	18.120	15.590	15.695	74.6	3:19.888
5	48.955	18.044	15.482	15.429	75.3	4:08.843
6	49.535	17.989	15.775	15.771	74.4	4:58.378
7	48.716	18.071	15.383	15.262	75.7	5:47.094
8	48.574	17.964	15.395	15.215	75.9	6:35.668
9	48.740	18.007	15.409	15.324	75.6	7:24.408
10	48.666	18.029	15.375	15.262	75.7	8:13.074
11	48.710	18.110	15.387	15.213	75.7	9:01.784
12	48.660	18.002	15.343	15.315	75.8	9:50.444
13	48.768	17.994	15.339	15.435	75.6	10:39.212
14	48.635	18.003	15.426	15.206	75.8	11:27.847
15	48.821	18.001	15.359	15.461	75.5	12:16.668
16	49.052	18.311	15.477	15.264	75.2	13:05.720
17	49.052	18.144	15.361	15.547	75.2	13:54.772
18	50.295	18.382	16.345	15.568	73.3	14:45.067

218 Riyad YOUSFI MAR
ROTAX 125 Junior MAX

1	51.874	20.408	15.825	15.641	71.1	51.874
2	49.212	18.334	15.515	15.363	74.9	1:41.086
3	48.992	18.140	15.485	15.367	75.2	2:30.078
4	48.972	18.181	15.462	15.329	75.3	3:19.050
5	48.811	18.067	15.414	15.330	75.5	4:07.861
6	48.780	18.040	15.402	15.338	75.6	4:56.641
7	48.761	18.069	15.372	15.320	75.6	5:45.402
8	49.144	18.027	15.429	15.688	75.0	6:34.546
9	48.781	18.088	15.381	15.312	75.6	7:23.327
10	48.670	18.087	15.226	15.357	75.7	8:11.997
11	48.767	18.075	15.401	15.291	75.6	9:00.764
12	48.836	18.072	15.394	15.370	75.5	9:49.600
13	48.892	18.179	15.392	15.321	75.4	10:38.492
14	48.808	18.063	15.399	15.346	75.5	11:27.300
15	49.003	17.998	15.498	15.507	75.2	12:16.303
16	48.936	18.180	15.384	15.372	75.3	13:05.239
17	49.290	18.183	15.348	15.759	74.8	13:54.529
18	49.956	18.266	16.210	15.480	73.8	14:44.485

219 Ahmad Adeel JAWED QAT
ROTAX 125 Junior MAX



JUNIOR MAX

MENA Karting Nations Cup 2024

Pre-Final

Sector Analysis

Invalidated Lap Personal Best Session Best Crossing the pit lane

Lap	Time	Sector 1	Sector 2	Sector 3	Kph	Elapsed	Lap	Time	Sector 1	Sector 2	Sector 3	Kph	Elapsed
1	53.069	21.952	15.612	15.505	69.5	53.069	16	49.632	18.095	15.631	15.906	74.3	13:18.401
2	50.339	18.999	16.082	15.258	73.2	1:43.408	17	49.606	18.245	15.785	15.576	74.3	14:08.007
3	49.446	18.553	15.624	15.269	74.6	2:32.854	18	49.333	18.241	15.591	15.501	74.7	14:57.340
4	48.828	18.018	15.536	15.274	75.5	3:21.682							
5	48.815	17.978	15.551	15.286	75.5	4:10.497							
6	49.621	18.000	16.307	15.314	74.3	5:00.118							
7	48.688	17.981	15.410	15.297	75.7	5:48.806							
8	48.796	18.004	15.448	15.344	75.5	6:37.602							
9	48.765	17.980	15.493	15.292	75.6	7:26.367							
10	48.671	17.982	15.469	15.220	75.7	8:15.038							
11	48.995	18.172	15.516	15.307	75.2	9:04.033							
12	48.846	18.010	15.431	15.405	75.5	9:52.879							
13	48.890	17.997	15.584	15.309	75.4	10:41.769							
14	48.720	17.978	15.465	15.277	75.7	11:30.489							
15	48.632	17.912	15.485	15.235	75.8	12:19.121							
16	49.026	18.059	15.583	15.384	75.2	13:08.147							
17	48.837	17.998	15.495	15.344	75.5	13:56.984							
18	49.048	18.027	15.670	15.351	75.2	14:46.032							

220 Danish QUERESHI QAT


ROTAX 125 Junior MAX

1	55.668	24.102	15.949	15.617	66.2	55.668
2	50.004	18.497	15.911	15.596	73.7	1:45.672
3	50.560	18.644	16.317	15.599	72.9	2:36.232
4	50.065	18.605	15.833	15.627	73.6	3:26.297
5	49.978	18.584	15.826	15.568	73.8	4:16.275
6	50.135	18.571	15.918	15.646	73.5	5:06.410
7	50.822	19.141	15.930	15.751	72.5	5:57.232
8	49.988	18.460	15.899	15.629	73.7	6:47.220
9	50.339	18.513	16.254	15.572	73.2	7:37.559
10	50.109	18.540	16.090	15.479	73.6	8:27.668
11	50.252	18.558	16.078	15.616	73.4	9:17.920
12	50.084	18.488	15.897	15.699	73.6	10:08.004
13	49.801	18.536	15.704	15.561	74.0	10:57.805
14	49.600	18.383	15.674	15.543	74.3	11:47.405
15	50.320	18.382	16.250	15.688	73.3	12:37.725
16	50.140	18.666	15.828	15.646	73.5	13:27.865
17	49.625	18.327	15.605	15.693	74.3	14:17.490
18	50.101	18.445	15.744	15.912	73.6	15:07.591

222 Mikko ARRIES QAT

ROTAX 125 Junior MAX

1	55.727	24.090	16.216	15.421	66.2	55.727
2	50.099	18.711	15.848	15.540	73.6	1:45.826
3	50.041	18.633	15.924	15.484	73.7	2:35.867
4	49.367	18.260	15.574	15.533	74.7	3:25.234
5	49.425	18.244	15.596	15.585	74.6	4:14.659
6	49.663	18.203	15.630	15.830	74.2	5:04.322
7	49.418	18.264	15.583	15.571	74.6	5:53.740
8	49.408	18.227	15.672	15.509	74.6	6:43.148
9	49.513	18.335	15.661	15.517	74.5	7:32.661
10	49.299	18.162	15.652	15.485	74.8	8:21.960
11	49.423	18.322	15.517	15.584	74.6	9:11.383
12	49.429	18.234	15.676	15.519	74.6	10:00.812
13	49.099	18.132	15.470	15.497	75.1	10:49.911
14	49.150	18.179	15.408	15.563	75.0	11:39.061
15	49.708	18.089	15.554	16.065	74.2	12:28.769

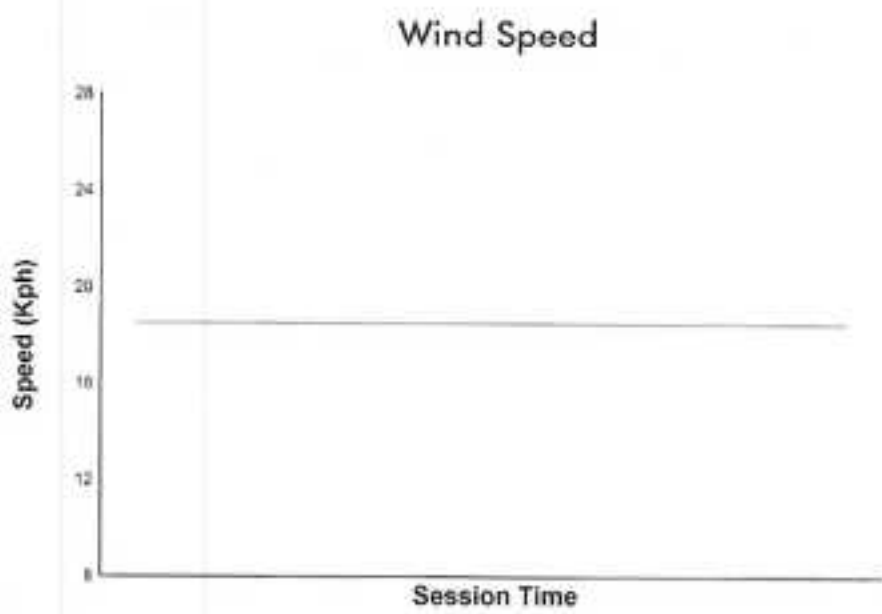

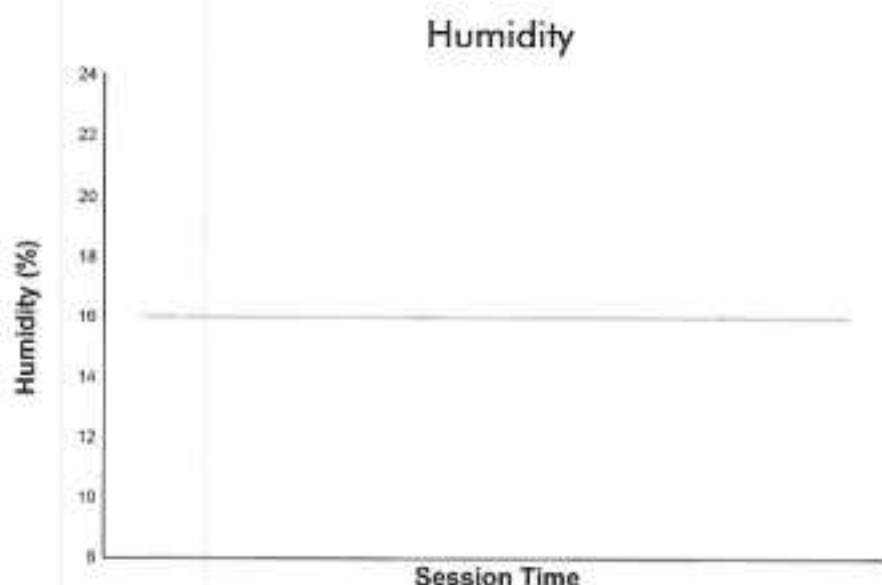
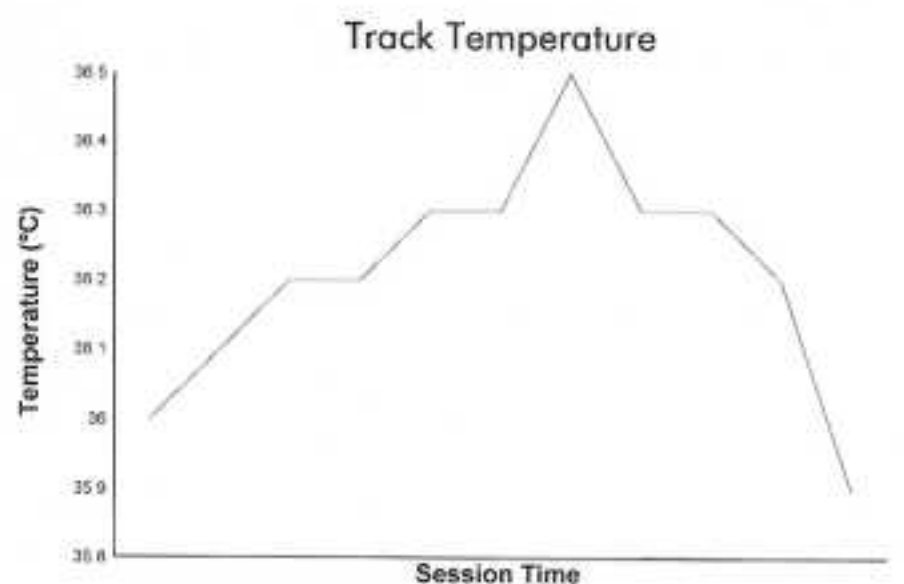
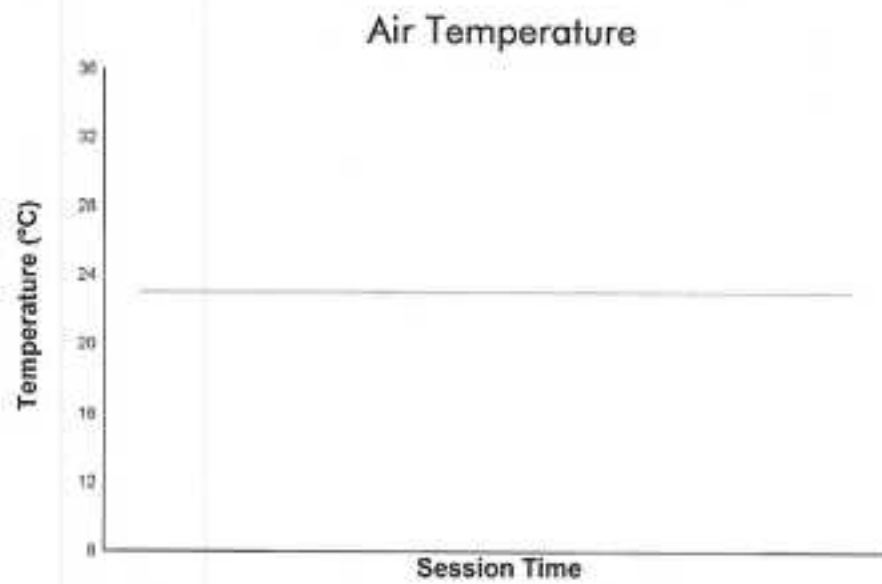


MENA Karting Nations Cup 2024

JUNIOR MAX

Pre-Final

Weather Report



Track Status: **DRY**

