

JUNIOR MAX

MENA Karting Nations Cup 2024

Heat 3 (11 Laps, 11.3 km.)

Provisional Classification

No	Driver	Nat	Team	Car	Cl.	Laps	Total Time	Gap	Kph	Best Lap		
										Lap	Time	Kph
1208	Nathan KAPPEN	ARE		ROTAX 125 Junior MAX	JUNIOR	11	8:59.199	-	75.2	7	48.578	75.9
2203	Kamil BENCHEKROUN	MAR		ROTAX 125 Junior MAX	JUNIOR	11	9:00.842	+1.643	75.0	10	48.314	76.3
3206	Malek MUSTAFA	PSE		ROTAX 125 Junior MAX	JUNIOR	11	9:01.466	+2.267	74.9	10	48.300	76.3
4211	Adam ELBASSIONY	EGY		ROTAX 125 Junior MAX	JUNIOR	11	9:01.911	+2.712	74.8	11	48.501	76.0
5217	Nasser NASS	BHR		ROTAX 125 Junior MAX	JUNIOR	11	9:02.187	+2.988	74.8	11	48.475	76.0
6210	Roger EL FEGHALI	LBN		ROTAX 125 Junior MAX	JUNIOR	11	9:03.018	+3.819	74.7	6	48.569	75.9
7218	Riyad YOUSFI	MAR		ROTAX 125 Junior MAX	JUNIOR	11	9:03.467	+4.268	74.6	8	48.625	75.8
8209	Veer CHOPRA	ARE		ROTAX 125 Junior MAX	JUNIOR	11	9:03.739	+4.540	74.6	7	48.590	75.9
9200	Tameem HASSIBA	QAT		ROTAX 125 Junior MAX	JUNIOR	11	9:05.602	+6.403	74.3	10	48.464	76.1
10215	Shonal KUNIMAL	PSE		ROTAX 125 Junior MAX	JUNIOR	11	9:08.007	+8.808	74.0	11	49.040	75.2
11207	Khaled NAJJAR	BHR		ROTAX 125 Junior MAX	JUNIOR	11	9:09.929	+10.730	73.7	10	49.144	75.0
12219	Ahmad Adeel JAWED	QAT		ROTAX 125 Junior MAX	JUNIOR	11	9:10.880	+11.681	73.6	10	48.865	75.4
13214	Rashid HELAL	BHR		ROTAX 125 Junior MAX	JUNIOR	11	9:12.374	+13.175	73.4	7	49.185	74.9
14213	Janna AL NUJAIMAN	SAU		ROTAX 125 Junior MAX	JUNIOR	11	9:13.673	+14.474	73.2	3	49.120	75.0
15220	Danish QUERESHI	QAT		ROTAX 125 Junior MAX	JUNIOR	11	9:14.169	+14.970	73.2	6	49.433	74.6
16216	Faisal AL SARHANI	OMN		ROTAX 125 Junior MAX	JUNIOR	11	9:14.273	+15.074	73.2	6	48.864	75.4
17201	Nimr AL-QAHTANI	QAT		ROTAX 125 Junior MAX	JUNIOR	11	9:30.615	+31.416	71.1	11	49.323	74.7
18212	Sameeh AL-ASAAD	JOR		ROTAX 125 Junior MAX	JUNIOR	11	9:33.906	+34.707	70.7	10	50.837	72.5
Not classified												
202	Mohammed AL THANI	QAT		ROTAX 125 Junior MAX	JUNIOR	8	6:35.052			7	48.781	75.6
222	Mikko ARRIES	QAT		ROTAX 125 Junior MAX	JUNIOR	7	5:56.257			2	49.452	74.5
204	Faris TAZI	MAR		ROTAX 125 Junior MAX	JUNIOR	7	5:56.373			3	49.048	75.2
205	Daryf Sreyer AISSA	DZA		ROTAX 125 Junior MAX	JUNIOR	6	5:02.195			5	48.612	75.8

Pole Position:	Nathan KAPPEN	48.113	76.6 Kph
Fastest Lap:	Lap10 Malek MUSTAFA	48.300	76.3 Kph

Published at:


Track Status: **DRY**

Race Director Mark Horsley 	Timekeeper: Isaac Mulungui 
---	---






MENA KARTING CHAMPIONSHIP NATIONS CUP



JUNIOR MAX MENA Karting Nations Cup 2024 Heat 3

Lap Chart

No	Pos	Grid	Lap											
			1	2	3	4	5	6	7	8	9	10	11	
208	1	208	208	208	208	208	208	208	208	208	208	208	208	208
206	2	206	202	202	202	202	202	202	202	202	202	203	203	203
211	3	211	217	217	217	217	217	217	217	200	211	206	206	206
217	4	217	206	211	211	211	211	211	200	203	206	211	211	211
203	5	203	211	200	200	200	200	200	211	211	217	217	217	217
202	6	202	200	203	203	203	203	203	203	206	210	210	210	210
210	7	210	203	206	206	206	206	206	206	217	218	218	218	218
218	8	218	218	210	210	210	210	210	210	209	209	209	209	209
209	9	209	210	218	218	218	218	218	218	200	200	200	200	200
200	10	200	215	209	209	209	209	209	209	209	215	215	215	215
213	11	213	209	215	215	215	215	215	215	215	207	207	207	207
215	12	215	214	214	205	205	205	205	207	207	219	219	219	219
205	13	205	207	205	214	207	207	207	214	214	214	214	214	214
214	14	214	205	207	207	214	214	214	219	219	220	220	213	213
219	15	219	219	219	219	219	219	219	220	220	213	213	220	220
204	16	204	220	220	220	220	220	220	222	213	216	216	216	216
216	17	216	222	222	222	222	222	222	213	216	201	201	201	201
207	18	207	213	213	213	213	213	213	204	212	212	212	212	212
222	19	222	212	204	204	204	204	204	216	201				
201	20	201	216	216	216	216	216	216	212					
220	21	220	204	212	212	212	212	212	201					
212	22	212	201	201	201	201	201	201	201					



JUNIOR MAX


MENA Karting Nations Cup 2024

Heat 3

Best Sector Times

Sector 1			Sector 2			Sector 3			Ideal Lap	Best Lap
Pos	No Driver	Time	No Driver	Time	No Driver	Time	Pos	No Driver		
1	200 T.HASSIBA	17.759	206 M.MUSTAFA	15.073	203 K.BENCHEROUH	15.149	1	203 K.BENCHEROUN	0:48.179	48.314 (2)
2	211 A.ELBASSIONY	17.899	203 K.BENCHEROUH	15.123	217 N.NASS	15.180	2	206 M.MUSTAFA	0:48.265	48.300 (1)
3	203 K.BENCHEROUH	17.907	208 N.KAPPEN	15.192	216 F.AL SARHANI	15.197	3	200 T.HASSIBA	0:48.327	48.464 (3)
4	209 V.CHOPRA	17.921	205 D.AISSA	15.228	209 V.CHOPRA	15.207	4	211 A.ELBASSIONY	0:48.390	48.501 (5)
5	208 N.KAPPEN	17.921	210 R.EL FEGHALI	15.234	205 D.AISSA	15.234	5	209 V.CHOPRA	0:48.394	48.590 (8)
6	206 M.MUSTAFA	17.939	211 A.ELBASSIONY	15.244	218 R.YOUSFI	15.236	6	217 N.NASS	0:48.451	48.475 (4)
7	210 R.EL FEGHALI	17.981	215 S.KUNIMAL	15.245	219 A.JAWED	15.246	7	208 N.KAPPEN	0:48.471	48.578 (7)
8	219 A.JAWED	18.003	217 N.NASS	15.249	211 A.ELBASSIONY	15.247	8	205 D.AISSA	0:48.501	48.612 (9)
9	217 N.NASS	18.022	216 F.AL SARHANI	15.251	206 M.MUSTAFA	15.253	9	210 R.EL FEGHALI	0:48.562	48.569 (6)
10	202 M.AL THANI	18.030	209 V.CHOPRA	15.266	200 T.HASSIBA	15.263	10	218 R.YOUSFI	0:48.568	48.625 (10)
11	205 D.AISSA	18.039	218 R.YOUSFI	15.286	213 J.AL NUJAIMAN	15.286	11	202 M.AL THANI	0:48.653	48.781 (11)
12	218 R.YOUSFI	18.046	202 M.AL THANI	15.293	202 M.AL THANI	15.330	12	219 A.JAWED	0:48.655	48.865 (13)
13	207 K.NAJJAR	18.126	200 T.HASSIBA	15.305	222 M.ARRIES	15.337	13	216 F.AL SARHANI	0:48.726	48.864 (12)
14	214 R.HEHAL	18.141	207 K.NAJJAR	15.398	210 R.EL FEGHALI	15.347	14	215 S.KUNIMAL	0:48.898	49.040 (14)
15	220 D.QUERESHI	18.169	204 F.TAZI	15.406	201 N.AL-QAHTANI	15.357	15	207 K.NAJJAR	0:48.922	49.144 (17)
16	222 M.ARRIES	18.182	219 A.JAWED	15.406	208 N.KAPPEN	15.358	16	213 J.AL NUJAIMAN	0:49.001	49.120 (16)
17	215 S.KUNIMAL	18.242	213 J.AL NUJAIMAN	15.436	204 F.TAZI	15.371	17	204 F.TAZI	0:49.045	49.048 (15)
18	204 F.TAZI	18.268	201 N.AL-QAHTANI	15.491	214 R.HEHAL	15.378	18	214 R.HEHAL	0:49.147	49.185 (18)
19	216 F.AL SARHANI	18.278	220 D.QUERESHI	15.618	207 K.NAJJAR	15.398	19	222 M.ARRIES	0:49.177	49.452 (21)
20	213 J.AL NUJAIMAN	18.279	214 R.HEHAL	15.628	215 S.KUNIMAL	15.411	20	201 N.AL-QAHTANI	0:49.183	49.323 (19)
21	201 N.AL-QAHTANI	18.335	222 M.ARRIES	15.658	220 D.QUERESHI	15.495	21	220 D.QUERESHI	0:49.282	49.433 (20)
22	212 S.AL-ASAAD	18.794	212 S.AL-ASAAD	15.959	212 S.AL-ASAAD	15.827	22	212 S.AL-ASAAD	0:50.580	50.837 (22)



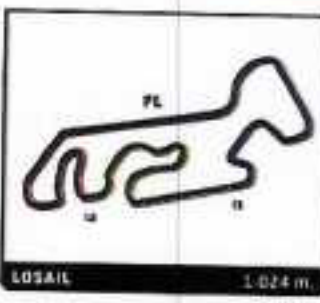


JUNIOR MAX
 MENA Karting Nations Cup 2024
 Heat 3

Leader Sequence by Class

No Driver	Team	Car	Start Lap	End Lap	Laps	Total Laps
JUNIOR						
208 Nathan KAPPEN		ROTAX 125 Junior MAX	1	11	11	11





JUNIOR MAX
 MENA Karting Nations Cup 2024
 Heat 3


Fastest Lap Sequence

Elapsed	No	Driver	Team	Car	Class	Time	Kph	Lap
1:39.942	208	Nathan KAPPEN		ROTAX 125 Junior MAX	JUNIOR	49.146	75.0	2
2:28.727	208	Nathan KAPPEN		ROTAX 125 Junior MAX	JUNIOR	48.785	75.6	3
2:30.717	211	Adam ELBASSIONY		ROTAX 125 Junior MAX	JUNIOR	48.722	75.7	3
2:31.184	200	Tameem HASSIBA		ROTAX 125 Junior MAX	JUNIOR	48.646	75.8	3
2:32.104	203	Kamil BENCHEKROUN		ROTAX 125 Junior MAX	JUNIOR	48.612	75.8	3
3:19.756	200	Tameem HASSIBA		ROTAX 125 Junior MAX	JUNIOR	48.572	75.9	4
4:09.150	203	Kamil BENCHEKROUN		ROTAX 125 Junior MAX	JUNIOR	48.343	76.3	5
8:12.458	203	Kamil BENCHEKROUN		ROTAX 125 Junior MAX	JUNIOR	48.314	76.3	10
8:13.071	206	Malek MUSTAFA		ROTAX 125 Junior MAX	JUNIOR	48.300	76.3	10





MENA KARTING CHAMPIONSHIP NATIONS CUP

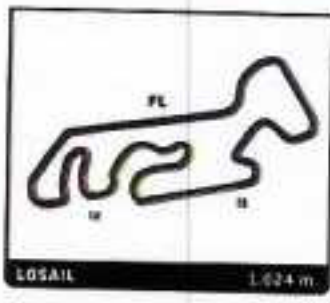


JUNIOR MAX MENA Karting Nations Cup 2024 Heat 3

Analysis by lap

Lapped

No	Lap Time	Gap	No	Lap Time	Gap	No	Lap Time	Gap	No	Lap Time	Gap
Lap 1			206	48.748	3.849	219	49.671	9.868	Lap 8		
208	50.796	0.000	210	48.997	4.427	220	49.771	10.388	208	48.687	
202	51.258	0.462	218	49.024	4.721	222	49.972	10.675	202	49.856	3.168
217	51.421	0.625	209	48.796	5.314	213	49.670	11.003	200	49.481	3.385
206	52.551	1.755	215	49.252	5.844	204	49.206	11.262	203	49.021	3.447
211	52.613	1.817	205	49.646	7.151	216	49.101	12.462	211	49.383	3.648
200	53.149	2.353	214	50.571	7.235	212	51.462	19.443	206	48.924	3.779
203	53.215	2.419	207	49.690	7.306	201	51.416	19.562	217	50.614	4.057
218	53.763	2.967	219	49.685	7.475	Lap 6			210	48.733	5.017
210	53.988	3.192	220	49.974	7.854	208	48.615		218	48.625	5.251
215	54.180	3.384	222	49.563	8.252	202	49.015	1.796	209	48.637	5.699
209	54.377	3.581	213	49.120	8.860	217	49.312	2.155	215	49.223	8.559
214	54.637	3.841	204	49.048	9.912	211	48.855	2.267	207	49.248	10.479
207	55.563	4.767	216	49.116	11.515	200	48.636	2.431	214	49.305	11.190
205	55.720	4.924	212	50.910	13.409	203	48.510	3.041	219	49.266	11.477
219	56.077	5.281	201	50.661	13.628	206	48.501	3.634	220	49.547	12.954
220	56.772	5.976	Lap 4			210	48.569	4.782	213	49.240	13.625
222	57.964	7.168	208	48.641		218	48.830	5.183	216	49.856	14.785
213	58.994	8.198	202	49.035	1.166	209	48.727	5.737	212	52.270	28.701
212	59.539	8.743	217	48.817	1.255	215	49.048	7.374	201	52.071	28.807
216	59.644	8.848	211	48.643	1.992	205	48.812	7.576	Lap 9		
204	59.693	8.897	200	48.572	2.388	207	49.236	9.314	208	49.544	
201	1:00.070	9.274	203	48.703	3.439	214	49.312	9.965	203	48.813	2.716
Lap 2			206	48.612	3.820	219	49.049	10.302	211	48.963	3.067
208	49.146		210	48.840	4.626	220	49.433	11.206	206	49.108	3.343
202	49.205	0.521	218	48.709	4.789	222	49.671	11.731	217	49.203	3.716
217	49.314	0.793	209	48.779	5.452	213	49.405	11.793	210	48.854	4.327
211	49.382	2.053	215	49.124	6.327	204	49.347	11.994	218	49.022	4.729
200	49.389	2.596	205	48.893	7.403	216	48.864	12.711	209	48.856	5.011
203	50.277	3.550	207	49.448	8.113	212	51.194	22.022	200	53.015	6.856
206	51.277	3.886	214	49.931	8.525	201	51.170	22.117	215	49.238	8.253
210	50.169	4.215	219	49.999	8.833	Lap 7			207	49.210	10.145
218	50.661	4.482	220	50.040	9.253	208	48.578		219	49.765	11.698
209	50.868	5.303	222	49.728	9.339	202	48.781	1.999	214	50.343	11.989
215	51.139	5.377	213	49.750	9.969	217	48.553	2.130	220	49.540	12.950
214	50.754	5.449	204	49.421	10.692	200	48.738	2.591	213	49.147	13.228
205	50.512	6.290	216	49.123	11.997	211	49.263	2.952	216	48.970	14.211
207	50.780	6.401	212	51.849	16.617	203	48.650	3.113	201	51.142	30.405
219	50.440	6.575	201	51.795	16.782	206	48.486	3.542	212	51.436	30.593
220	49.835	6.665	Lap 5			210	48.767	4.971	Lap 10		
222	49.452	7.474	208	48.636		218	48.708	5.313	208	48.774	
213	49.473	8.525	202	48.866	1.396	209	48.590	5.749	203	48.314	2.256
204	49.898	9.649	217	48.839	1.458	215	49.227	8.023	206	48.300	2.869
216	51.482	11.184	211	48.671	2.027	207	49.182	9.918	211	48.915	3.208
212	51.687	11.284	200	48.658	2.410	214	49.185	10.572	217	48.568	3.510
201	51.624	11.752	203	48.343	3.146	219	49.174	10.898	210	48.615	4.168
Lap 3			206	48.564	3.748	220	49.466	12.094	218	48.628	4.583
208	48.785		210	48.838	4.828	222	49.907	13.060	209	48.689	4.926
202	49.036	0.772	218	48.815	4.968	213	49.857	13.072	200	48.464	6.546
217	49.071	1.079	209	48.809	5.625	204	49.760	13.176	215	49.286	8.765
211	48.722	1.990	215	49.250	6.941	216	49.483	13.616	207	49.144	10.515
200	48.646	2.457	205	48.612	7.379	212	51.674	25.118	219	48.865	11.789
203	48.612	3.377	207	49.216	8.693	201	51.884	25.423	214	49.518	12.733
			214	49.379	9.268						



JUNIOR MAX

MENA Karting Nations Cup 2024

Heat 3


Sector Analysis

Legend: — Invalidated Lap ■ Personal Best ■ Session Best ■ Crossing the pit lane													
Lap	Time	Sector 1	Sector 2	Sector 3	Kph	Elapsed	Lap	Time	Sector 1	Sector 2	Sector 3	Kph	Elapsed
200 Tameem HASSIBA QAT													
ROTAX 125 Junior MAX													
1	53.149	21.541	16.063	15.545	69.4	53.149	2	49.898	18.818	15.678	15.402	73.9	1:49.591
2	49.389	18.260	15.725	15.404	74.6	1:42.538	3	49.048	18.268	15.406	15.374	75.2	2:38.639
3	48.646	17.890	15.360	15.396	75.8	2:31.184	4	49.421	18.402	15.568	15.451	74.6	3:28.060
4	48.572	17.896	15.356	15.320	75.9	3:19.756	5	49.206	18.368	15.421	15.417	74.9	4:17.266
5	48.658	17.791	15.365	15.502	75.8	4:08.414	6	49.347	18.501	15.475	15.371	74.7	5:06.613
6	48.636	17.807	15.445	15.384	75.8	4:57.050	7	49.760	18.617	15.705	15.438	74.1	5:56.373
7	48.738	18.121	15.354	15.263	75.6	5:45.788							
8	49.481	17.899	15.632	15.950	74.5	6:35.269							
9	53.015	21.978	15.610	15.427	69.5	7:28.284							
10	48.464	17.759	15.412	15.293	76.1	8:16.748							
11	48.854	17.940	15.305	15.609	75.5	9:05.602							
201 Nimr AL-QAHTANI QAT													
ROTAX 125 Junior MAX													
1	1:00.070	25.130	18.369	16.571	61.4	1:00.070							
2	51.624	19.112	16.758	15.754	71.4	1:51.694							
3	50.661	18.864	15.726	16.071	72.8	2:42.355							
4	51.795	18.836	16.646	16.313	71.2	3:34.150							
5	51.416	18.864	16.551	16.001	71.7	4:25.566							
6	51.170	19.060	16.254	15.856	72.0	5:16.736							
7	51.884	18.840	16.872	16.172	71.1	6:08.620							
8	52.071	19.676	16.467	15.928	70.8	7:00.691							
9	51.142	19.271	16.187	15.684	72.1	7:51.833							
10	49.459	18.455	15.647	15.357	74.5	8:41.292							
11	49.323	18.335	15.491	15.497	74.7	9:30.615							
202 Mohammed AL THANI QAT													
ROTAX 125 Junior MAX													
1	51.258	20.000	15.717	15.541	71.9	51.258							
2	49.205	18.192	15.493	15.520	74.9	1:40.463							
3	49.036	18.181	15.390	15.465	75.2	2:29.499							
4	49.035	18.139	15.372	15.524	75.2	3:18.534							
5	48.866	18.106	15.430	15.330	75.4	4:07.400							
6	49.015	18.112	15.477	15.426	75.2	4:56.415							
7	48.781	18.030	15.293	15.458	75.6	5:45.196							
8	49.856	18.097	15.620	16.139	73.9	6:35.052							
203 Kamil BENCHEKROUN MAR													
ROTAX 125 Junior MAX													
1	53.215	21.593	16.223	15.399	69.3	53.215							
2	50.277	19.019	16.011	15.247	73.3	1:43.492							
3	48.612	18.098	15.255	15.259	75.8	2:32.104							
4	48.703	18.030	15.419	15.254	75.7	3:20.807							
5	48.343	17.987	15.147	15.209	76.3	4:09.150							
6	48.510	18.048	15.233	15.229	76.0	4:57.660							
7	48.650	18.073	15.428	15.149	75.8	5:46.310							
8	49.021	18.007	15.227	15.787	75.2	6:35.331							
9	48.813	18.192	15.363	15.258	75.5	7:24.144							
10	48.314	17.940	15.123	15.251	76.3	8:12.458							
11	48.384	17.907	15.199	15.278	76.2	9:00.842							
204 Faris TAZI MAR													
ROTAX 125 Junior MAX													
1	59.693	23.455	19.778	16.460	61.8	59.693							
205 Danyl Sreyer AISSA DZA													
ROTAX 125 Junior MAX													
1	55.720	23.320	16.952	15.448	66.2	55.720							
2	50.512	18.547	15.783	16.182	73.0	1:46.232							
3	49.646	18.165	15.557	15.924	74.3	2:35.878							
4	48.893	18.221	15.323	15.349	75.4	3:24.771							
5	48.612	18.039	15.339	15.234	75.8	4:13.383							
6	48.812	18.195	15.228	15.389	75.5	5:02.195							
206 Malek MUSTAFA PSE													
ROTAX 125 Junior MAX													
1	52.551	21.019	15.748	15.784	70.1	52.551							
2	51.277	19.641	16.251	15.385	71.9	1:43.828							
3	48.748	18.192	15.266	15.290	75.6	2:32.576							
4	48.612	17.978	15.340	15.294	75.8	3:21.188							
5	48.564	18.044	15.253	15.267	75.9	4:09.752							
6	48.501	17.985	15.241	15.275	76.0	4:58.253							
7	48.486	17.967	15.254	15.265	76.0	5:46.739							
8	48.924	18.168	15.169	15.587	75.3	6:35.663							
9	49.108	18.573	15.263	15.272	75.1	7:24.771							
10	48.300	17.939	15.073	15.288	76.3	8:13.071							
11	48.395	17.990	15.152	15.253	76.2	9:01.466							
207 Khaled NAJJAR BHR													
ROTAX 125 Junior MAX													
1	55.563	23.628	16.377	15.558	66.3	55.563							
2	50.780	18.509	15.754	16.517	72.6	1:46.343							
3	49.690	18.356	15.684	15.650	74.2	2:36.033							
4	49.448	18.588	15.398	15.462	74.6	3:25.481							
5	49.216	18.201	15.609	15.406	74.9	4:14.697							
6	49.236	18.151	15.545	15.540	74.9	5:03.933							
7	49.182	18.126	15.555	15.501	75.0	5:53.115							
8	49.248	18.209	15.537	15.502	74.9	6:42.363							
9	49.210	18.241	15.533	15.436	74.9	7:31.573							
10	49.144	18.198	15.481	15.465	75.0	8:20.717							
11	49.212	18.323	15.491	15.398	74.9	9:09.929							
208 Nathan KAPPEN ARE													
ROTAX 125 Junior MAX													
1	50.796	19.528	15.607	15.661	72.6	50.796							
2	49.146	18.214	15.471	15.461	75.0	1:39.942							
3	48.785	17.993	15.378	15.414	75.6	2:28.727							
4	48.641	17.945	15.338	15.358	75.8	3:17.368							
5	48.636	17.981	15.192	15.463	75.8	4:06.004							
6	48.615	17.921	15.224	15.470	75.8	4:54.619							
7	48.578	17.946	15.244	15.388	75.9	5:43.197							
8	48.687	17.976	15.212	15.499	75.7	6:31.884							
9	49.544	18.789	15.245	15.510	74.4	7:21.428							
10	48.774	18.110	15.237	15.427	75.6	8:10.202							
11	48.997	18.226	15.240	15.531	75.2	8:59.199							





MENA KARTING CHAMPIONSHIP NATIONS CUP




JUNIOR MAX MENA Karting Nations Cup 2024 Heat 3

Sector Analysis

— Invalidated Lap ■ Personal Best ■ Session Best B Crossing the pit lane

Lap	Time	Sector 1	Sector 2	Sector 3	Kph	Elapsed	Lap	Time	Sector 1	Sector 2	Sector 3	Kph	Elapsed
209 Veer CHOPRA ARE ROTAX 125 Junior MAX							213 Janna AL NUJAIMAN SAU ROTAX 125 Junior MAX						
1	54.377	22.697	15.986	15.694	67.8	54.377	1	58.994	23.123	19.627	16.244	62.5	58.994
2	50.868	18.853	16.162	15.853	72.5	1:45.245	2	49.473	18.481	15.570	15.422	74.5	1:48.467
3	48.796	18.090	15.332	15.374	75.5	2:34.041	3	49.120	18.300	15.510	15.310	75.0	2:37.587
4	48.779	18.028	15.355	15.396	75.6	3:22.820	4	49.750	18.466	15.727	15.557	74.1	3:27.337
5	48.809	18.002	15.386	15.421	75.5	4:11.629	5	49.670	18.365	15.736	15.569	74.2	4:17.007
6	48.727	18.056	15.355	15.316	75.7	5:00.356	6	49.405	18.389	15.654	15.362	74.6	5:06.412
7	48.590	17.970	15.266	15.354	75.9	5:48.946	7	49.857	18.505	15.816	15.536	73.9	5:56.269
8	48.637	18.012	15.418	15.207	75.8	6:37.583	8	49.240	18.518	15.436	15.286	74.9	6:45.509
9	48.856	18.200	15.347	15.309	75.5	7:26.439	9	49.147	18.300	15.478	15.369	75.0	7:34.656
10	48.689	18.056	15.355	15.278	75.7	8:15.128	10	49.717	18.279	15.596	15.842	74.1	8:24.373
11	48.611	17.921	15.296	15.394	75.8	9:03.739	11	49.300	18.431	15.492	15.377	74.8	9:13.673
210 Roger EL FEGHALI LBN ROTAX 125 Junior MAX							214 Rashid HELAL BHR ROTAX 125 Junior MAX						
1	53.988	21.885	16.384	15.719	68.3	53.988	1	54.637	22.840	16.184	15.613	67.5	54.637
2	50.169	18.590	16.115	15.464	73.5	1:44.157	2	50.754	18.757	16.198	15.799	72.6	1:45.391
3	48.997	18.158	15.453	15.386	75.2	2:33.154	3	50.571	18.537	15.817	16.217	72.9	2:35.962
4	48.840	18.068	15.316	15.456	75.5	3:21.994	4	49.931	18.444	16.064	15.423	73.8	3:25.893
5	48.838	18.082	15.340	15.416	75.5	4:10.832	5	49.379	18.244	15.676	15.459	74.7	4:15.272
6	48.569	17.988	15.234	15.347	75.9	4:59.401	6	49.312	18.185	15.668	15.459	74.8	5:04.584
7	48.767	18.077	15.322	15.368	75.6	5:48.168	7	49.185	18.141	15.666	15.378	74.9	5:53.769
8	48.733	18.059	15.238	15.436	75.6	6:36.901	8	49.305	18.206	15.644	15.455	74.8	6:43.074
9	48.854	18.207	15.250	15.397	75.5	7:25.755	9	50.343	18.264	16.425	15.654	73.2	7:33.417
10	48.615	17.981	15.235	15.399	75.8	8:14.370	10	49.518	18.229	15.700	15.589	74.4	8:22.935
11	48.648	18.025	15.234	15.389	75.8	9:03.018	11	49.439	18.299	15.628	15.512	74.6	9:12.374
211 Adam ELBASSIONY EGY ROTAX 125 Junior MAX							215 Shonal KUNIMAL PSE ROTAX 125 Junior MAX						
1	52.613	21.199	15.759	15.655	70.1	52.613	1	54.180	22.493	15.968	15.719	68.0	54.180
2	49.382	18.586	15.434	15.362	74.7	1:41.995	2	51.139	18.913	16.158	16.068	72.1	1:45.319
3	48.722	17.991	15.358	15.373	75.7	2:30.717	3	49.252	18.387	15.454	15.411	74.8	2:34.571
4	48.643	17.981	15.329	15.333	75.8	3:19.360	4	49.124	18.243	15.332	15.549	75.0	3:23.695
5	48.671	17.899	15.388	15.384	75.7	4:08.031	5	49.250	18.405	15.420	15.425	74.9	4:12.945
6	48.855	18.021	15.477	15.357	75.5	4:56.886	6	49.048	18.285	15.333	15.430	75.2	5:01.993
7	49.263	18.496	15.520	15.247	74.8	5:46.149	7	49.227	18.344	15.354	15.529	74.9	5:51.220
8	49.383	18.336	15.322	15.725	74.6	6:35.532	8	49.223	18.314	15.426	15.483	74.9	6:40.443
9	48.963	18.429	15.244	15.290	75.3	7:24.495	9	49.238	18.398	15.333	15.507	74.9	7:29.681
10	48.915	18.026	15.596	15.293	75.4	8:13.410	10	49.286	18.381	15.448	15.457	74.8	8:18.967
11	48.501	17.912	15.290	15.299	76.0	9:01.911	11	49.040	18.242	15.245	15.553	75.2	9:08.007
212 Sameeh AL-AS'AAD JOR ROTAX 125 Junior MAX							216 Faisal AL SARHANI OMN ROTAX 125 Junior MAX						
1	59.539	24.771	17.695	17.073	61.9	59.539	1	59.644	24.761	18.223	16.660	61.8	59.644
2	51.687	18.878	16.752	16.057	71.3	1:51.226	2	51.482	19.245	16.786	15.451	71.6	1:51.126
3	50.910	18.811	15.959	16.140	72.4	2:42.136	3	49.116	18.438	15.351	15.327	75.1	2:40.242
4	51.849	18.964	16.481	16.404	71.1	3:33.985	4	49.123	18.350	15.291	15.482	75.0	3:29.365
5	51.462	18.857	16.514	16.091	71.6	4:25.447	5	49.101	18.400	15.424	15.277	75.1	4:18.466
6	51.194	18.947	16.298	15.949	72.0	5:16.641	6	48.864	18.278	15.264	15.322	75.4	5:07.330
7	51.674	18.794	16.677	16.203	71.3	6:08.315	7	49.483	18.514	15.471	15.498	74.5	5:56.813
8	52.270	19.844	16.323	16.103	70.5	7:00.585	8	49.856	19.140	15.391	15.325	73.9	6:46.669
9	51.436	19.199	16.122	16.115	71.7	7:52.021	9	48.970	18.522	15.251	15.197	75.3	7:35.639
10	50.837	18.837	16.173	15.827	72.5	8:42.858	10	49.223	18.282	15.418	15.523	74.9	8:24.862
11	51.048	18.857	16.038	16.153	72.2	9:33.906	11	49.411	18.630	15.301	15.480	74.6	9:14.273





JUNIOR MAX

MENA Karting Nations Cup 2024

Heat 3


Sector Analysis

— Invalidated Lap ■ Personal Best ■ Session Best B Crossing the pit lane

Lap	Time	Sector 1	Sector 2	Sector 3	Kph	Elapsed	Lap	Time	Sector 1	Sector 2	Sector 3	Kph	Elapsed
217 Nasser NASS BHR							222 Mikko ARRIES QAT						
ROTAX 125 Junior MAX							ROTAX 125 Junior MAX						
1	51.421	19.795	16.167	15.459	71.7	51.421	1	57.964	24.603	17.615	15.746	63.6	57.964
2	49.314	18.330	15.605	15.379	74.8	1:40.735	2	49.452	18.292	15.694	15.466	74.5	1:47.416
3	49.071	18.219	15.502	15.350	75.1	2:29.806	3	49.563	18.282	15.672	15.609	74.4	2:36.979
4	48.817	18.084	15.387	15.346	75.5	3:18.623	4	49.728	18.436	15.955	15.337	74.1	3:26.707
5	48.839	18.282	15.375	15.182	75.5	4:07.462	5	49.972	18.589	15.905	15.478	73.8	4:16.679
6	49.312	18.313	15.503	15.496	74.8	4:56.774	6	49.671	18.182	15.658	15.831	74.2	5:06.350
7	48.553	18.022	15.288	15.243	75.9	5:45.327	7	49.907	18.275	15.706	15.926	73.9	5:56.257
8	50.614	18.207	15.589	16.818	72.8	6:35.941							
9	49.203	18.595	15.422	15.186	74.9	7:25.144							
10	48.568	18.049	15.330	15.189	75.9	8:13.712							
11	48.475	18.046	15.249	15.180	76.0	9:02.187							
218 Riyadh YOUSFI MAR													
ROTAX 125 Junior MAX													
1	53.763	21.392	16.713	15.658	68.6	53.763							
2	50.661	18.696	16.575	15.390	72.8	1:44.424							
3	49.024	18.185	15.522	15.317	75.2	2:33.448							
4	48.709	18.085	15.325	15.299	75.7	3:22.157							
5	48.815	18.154	15.400	15.261	75.5	4:10.972							
6	48.830	18.107	15.478	15.245	75.5	4:59.802							
7	48.708	18.048	15.287	15.373	75.7	5:48.510							
8	48.625	18.068	15.321	15.236	75.8	6:37.135							
9	49.022	18.288	15.462	15.272	75.2	7:26.157							
10	48.628	18.070	15.286	15.272	75.8	8:14.785							
11	48.682	18.046	15.323	15.313	75.7	9:03.467							
219 Ahmad Adeel JAWED QAT													
ROTAX 125 Junior MAX													
1	56.077	23.894	16.779	15.404	65.7	56.077							
2	50.440	18.527	15.714	16.199	73.1	1:46.517							
3	49.685	18.442	15.692	15.551	74.2	2:36.202							
4	49.999	18.720	15.957	15.322	73.7	3:26.201							
5	49.671	18.167	16.146	15.358	74.2	4:15.872							
6	49.049	18.003	15.698	15.348	75.2	5:04.921							
7	49.174	18.093	15.835	15.246	75.0	5:54.095							
8	49.266	18.120	15.861	15.285	74.8	6:43.361							
9	49.765	18.196	16.036	15.533	74.1	7:33.126							
10	48.865	18.047	15.406	15.412	75.4	8:21.991							
11	48.889	18.058	15.465	15.366	75.4	9:10.880							
220 Danish QUERESHI QAT													
ROTAX 125 Junior MAX													
1	56.772	24.476	16.708	15.588	64.9	56.772							
2	49.835	18.345	15.892	15.598	74.0	1:46.607							
3	49.974	18.568	15.819	15.587	73.8	2:36.581							
4	50.040	18.602	15.943	15.495	73.7	3:26.621							
5	49.771	18.399	15.852	15.520	74.1	4:16.392							
6	49.433	18.169	15.724	15.540	74.6	5:05.825							
7	49.466	18.187	15.702	15.577	74.5	5:55.291							
8	49.547	18.270	15.697	15.580	74.4	6:44.838							
9	49.540	18.237	15.708	15.595	74.4	7:34.378							
10	49.944	18.246	16.131	15.567	73.8	8:24.322							
11	49.847	18.677	15.618	15.552	74.0	9:14.169							



MENA KARTING CHAMPIONSHIP NATIONS CUP




MENA Karting Nations Cup 2024

JUNIOR MAX

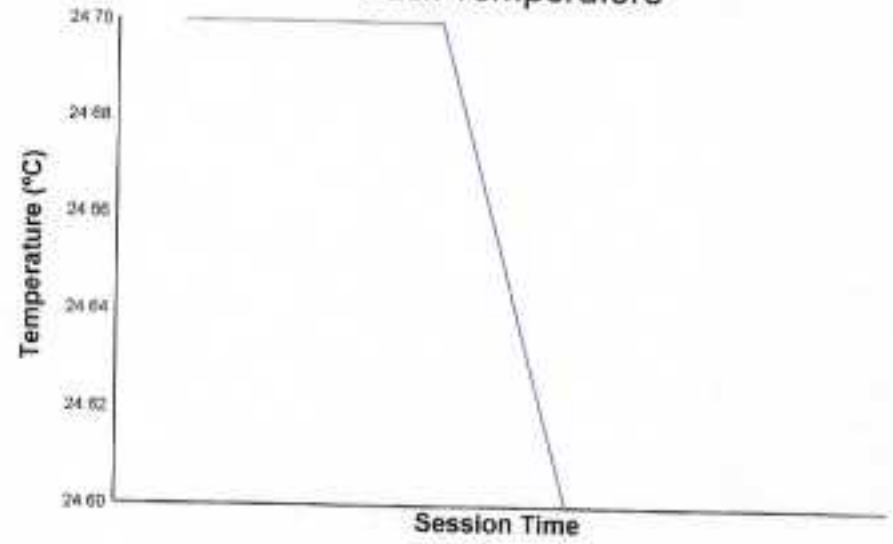
Heat 3

Weather Report


Air Temperature




Track Temperature



Humidity



Pressure




Wind Speed



Wind Direction

North=0°/360° East=90° South=180° West=270°



Track Status: **DRY**