



**JUNIOR MAX**  
 MENA Karting Nations Cup 2024  
 Final (26 Laps, 26.6 km.)  
 Provisional Classification

LUSAIL 3.024 m.

No	Driver	Nat	Team	Car	Cl.	Laps	Total Time	Gap	Kph	Best Lap		
										Lap	Time	Kph
1208	Nathan KAPPEN	ARE		ROTAX 125 Junior MAX	JUNIOR	26	20:56.954	-	76.3	3	48.077	76.7
2200	Tameem HASSIBA	QAT		ROTAX 125 Junior MAX	JUNIOR	26	21:07.917	+10.963	75.6	4	48.198	76.5
3206	Malek MUSTAFA	PSE		ROTAX 125 Junior MAX	JUNIOR	26	21:08.364	+11.410	75.6	4	48.105	76.6
4209	Veer CHOPRA	ARE		ROTAX 125 Junior MAX	JUNIOR	26	21:08.499	+11.545	75.6	4	47.978	76.8
5202	Mohammed AL THANI	QAT		ROTAX 125 Junior MAX	JUNIOR	26	21:09.039	+12.085	75.5	3	48.244	76.4
6210	Roger EL FEGHALI	LBN		ROTAX 125 Junior MAX	JUNIOR	26	21:09.428	+12.474	75.5	3	48.106	76.6
7205	Danyl Sreyer AISSA	DZA		ROTAX 125 Junior MAX	JUNIOR	26	21:10.066	+13.112	75.5	5	48.293	76.3
8215	Shonal KUNIMAL	PSE		ROTAX 125 Junior MAX	JUNIOR	26	21:11.344	+14.390	75.4	4	48.225	76.4
9207	Khaled NAJJAR	BHR		ROTAX 125 Junior MAX	JUNIOR	26	21:12.987	+16.033	75.3	3	48.506	76.0
10219	Ahmad Adeel JAWED	QAT		ROTAX 125 Junior MAX	JUNIOR	26	21:19.697	+22.743	74.9	3	48.484	76.0
11218	Riyad YOUSFI	MAR		ROTAX 125 Junior MAX	JUNIOR	26	21:22.733	+25.779	74.7	7	48.485	76.0
12203	Kamil BENCHEKROUN	MAR		ROTAX 125 Junior MAX	JUNIOR	26	21:23.141	+26.187	74.7	4	48.094	76.6
13214	Rashid HELAL	BHR		ROTAX 125 Junior MAX	JUNIOR	26	21:25.260	+28.306	74.6	6	48.749	75.6
14216	Faisal AL SARHANI	OMN		ROTAX 125 Junior MAX	JUNIOR	26	21:25.884	+28.930	74.5	15	48.622	75.8
15220	Danish QUERESHI	QAT		ROTAX 125 Junior MAX	JUNIOR	26	21:36.215	+39.261	73.9	7	49.090	75.1
16222	Mikko ARRIES	QAT		ROTAX 125 Junior MAX	JUNIOR	26	21:36.496	+39.542	73.9	10	49.009	75.2
17201	Nimr AL-QAHTANI	QAT		ROTAX 125 Junior MAX	JUNIOR	26	21:36.661	+39.707	73.9	13	48.934	75.3
18213	Janna AL NUJAIMAN	SAU		ROTAX 125 Junior MAX	JUNIOR	25	21:24.750	1 Lap	71.7	4	48.424	76.1
19212	Sameeh AL-ASAAD	JOR		ROTAX 125 Junior MAX	JUNIOR	25	21:42.693	1 Lap	70.7	20	50.487	73.0
<b>Not classified</b>												
217	Nasser NASS	BHR		ROTAX 125 Junior MAX	JUNIOR	10	8:12.450			4	48.104	76.6
211	Adam ELBASSIONY	EGY		ROTAX 125 Junior MAX	JUNIOR	7	5:46.510			3	48.031	76.8
<b>Not Started</b>												
204	Faris TAZI	MAR		ROTAX 125 Junior MAX	JUNIOR							

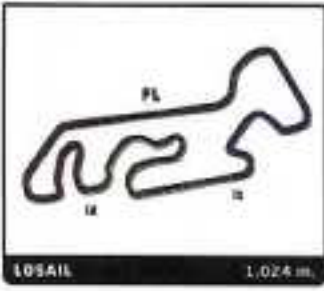
<b>Pole Position:</b>	Nathan KAPPEN		
<b>Fastest Lap:</b>	Lap4	Veer CHOPRA	47.978 76.8 Kph

Published at: .....

Track Status: **DRY**

<b>Race Director</b> Mark Horsley 	<b>Timekeeper:</b> Isaac Mulungui 
---	---





# JUNIOR MAX

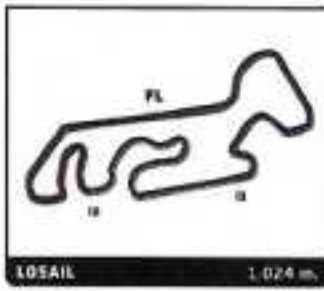
## MENA Karting Nations Cup 2024

### Final

### Lap Chart

No	Pos	Grid	Lap																									
			1	2	3	4	5	6	7	8	9	10	11	12	13	14	15	16	17	18	19	20	21	22	23	24	25	26
208	1	208	208	208	208	208	208	208	208	208	208	208	208	208	208	208	208	208	208	208	208	208	208	208	208	208	208	208
206	2	206	200	200	200	200	206	206	200	200	200	200	200	200	200	200	200	200	206	200	200	200	206	206	206	206	206	200
203	3	203	206	206	206	206	200	200	210	209	209	209	209	209	206	206	206	206	200	206	206	206	200	200	200	200	200	206
200	4	200	209	209	209	209	209	209	210	210	210	206	206	206	209	209	209	209	209	209	209	209	209	209	209	209	209	209
209	5	209	210	210	210	210	210	210	206	206	206	206	210	210	210	210	210	210	210	210	210	210	210	202	202	202	202	202
218	6	218	215	215	215	215	215	215	202	215	215	202	202	202	202	202	202	202	202	202	202	202	202	210	210	210	210	210
210	7	210	202	202	202	202	202	215	202	202	205	205	205	205	205	205	205	205	205	205	205	205	205	205	205	205	205	205
217	8	217	219	219	219	205	205	205	205	205	205	215	215	215	215	215	215	215	215	215	215	215	215	215	215	215	215	215
202	9	202	205	205	205	219	219	219	219	207	207	207	207	207	207	207	207	207	207	207	207	207	207	207	207	207	207	207
219	10	219	207	207	207	207	207	207	207	219	217	217	219	219	219	219	219	219	219	219	219	218	218	218	219	219	219	219
205	11	205	213	213	213	213	213	213	211	217	219	219	218	218	218	218	218	218	218	218	218	219	219	219	218	218	218	218
215	12	215	222	211	211	211	211	211	213	218	218	218	214	214	214	214	214	214	214	214	214	214	214	214	214	203	203	203
222	13	222	220	222	217	217	217	217	217	214	214	214	216	216	216	216	216	216	216	216	216	216	216	203	203	214	214	214
201	14	201	211	220	220	220	214	214	214	220	216	216	220	220	220	220	203	203	203	203	203	203	203	216	216	216	216	216
216	15	216	217	217	214	214	218	218	218	216	220	220	201	201	201	203	220	220	220	220	220	220	220	220	220	220	220	220
207	16	207	214	214	216	218	220	220	220	201	201	201	203	203	203	201	201	201	201	201	201	201	201	201	201	201	222	222
220	17	220	216	216	218	216	216	216	216	222	222	222	222	222	222	222	222	222	222	222	222	222	222	222	222	201	201	201
213	18	213	201	201	201	201	201	201	201	203	203	203	212	212	212	212	212	212	212	213	213	213	213	213	213	213	213	213
211	19	211	218	218	212	222	222	222	222	212	212	212	213	213	213	213	213	213	213	212	212	212	212	212	212	212	212	212
214	20	214	212	212	222	212	212	203	203	213	213	213																
212	21	212	203	203	203	203	203	212	212																			
204	22	204																										





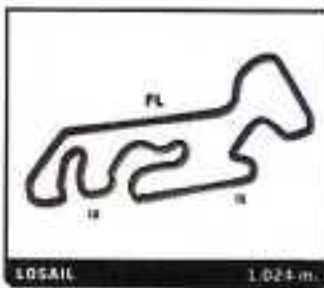
# JUNIOR MAX

## MENA Karting Nations Cup 2024

### Final

### Best Sector Times

Sector 1			Sector 2			Sector 3			Ideal Lap	Best Lap
Pos	No Driver	Time	No Driver	Time	No Driver	Time	Pos	No Driver		
1	200 T.HASSIBA	17.531	203 K.BENCHEROUH	15.062	217 N.NASS	15.030	1	211 A.ELBASSIONY	0:47.871	48.031 (2)
2	208 N.KAPPEN	17.658	211 A.ELBASSIONY	15.122	211 A.ELBASSIONY	15.046	2	203 K.BENCHEROUN	0:47.932	48.094 (4)
3	209 V.CHOPRA	17.683	206 M.MUSTAFA	15.125	213 J.AL NUJAIMAN	15.061	3	209 V.CHOPRA	0:47.976	47.978 (1)
4	211 A.ELBASSIONY	17.703	208 N.KAPPEN	15.165	207 K.NAJJAR	15.072	4	208 N.KAPPEN	0:47.984	48.077 (3)
5	217 N.NASS	17.725	209 V.CHOPRA	15.183	203 K.BENCHEROUH	15.079	5	206 M.MUSTAFA	0:47.997	48.105 (6)
6	210 R.EL FEGHALI	17.740	210 R.EL FEGHALI	15.198	210 R.EL FEGHALI	15.098	6	200 T.HASSIBA	0:48.014	48.198 (8)
7	206 M.MUSTAFA	17.753	215 S.KUNIMAL	15.200	205 D.AISSA	15.098	7	217 N.NASS	0:48.017	48.104 (5)
8	215 S.KUNIMAL	17.760	216 F.AL SARHANI	15.222	209 V.CHOPRA	15.110	8	210 R.EL FEGHALI	0:48.036	48.106 (7)
9	202 M.AL THANI	17.776	200 T.HASSIBA	15.229	206 M.MUSTAFA	15.119	9	215 S.KUNIMAL	0:48.121	48.225 (9)
10	203 K.BENCHEROUH	17.791	202 M.AL THANI	15.235	219 A.JAWED	15.154	10	202 M.AL THANI	0:48.231	48.244 (10)
11	214 R.HELAL	17.847	205 D.AISSA	15.241	208 N.KAPPEN	15.161	11	205 D.AISSA	0:48.233	48.293 (11)
12	207 K.NAJJAR	17.874	217 N.NASS	15.262	215 S.KUNIMAL	15.161	12	213 J.AL NUJAIMAN	0:48.296	48.424 (12)
13	219 A.JAWED	17.874	218 R.YOUSFI	15.300	216 F.AL SARHANI	15.175	13	207 K.NAJJAR	0:48.352	48.506 (15)
14	205 D.AISSA	17.894	213 J.AL NUJAIMAN	15.324	201 N.AL-QAHTANI	15.178	14	218 R.YOUSFI	0:48.430	48.485 (14)
15	218 R.YOUSFI	17.909	214 R.HELAL	15.351	202 M.AL THANI	15.220	15	219 A.JAWED	0:48.444	48.484 (13)
16	213 J.AL NUJAIMAN	17.911	207 K.NAJJAR	15.406	218 R.YOUSFI	15.221	16	214 R.HELAL	0:48.470	48.749 (17)
17	222 M.ARRIES	18.037	219 A.JAWED	15.416	200 T.HASSIBA	15.254	17	216 F.AL SARHANI	0:48.474	48.622 (16)
18	220 D.QUERESHI	18.038	220 D.QUERESHI	15.446	214 R.HELAL	15.272	18	222 M.ARRIES	0:48.833	49.009 (19)
19	216 F.AL SARHANI	18.077	222 M.ARRIES	15.456	222 M.ARRIES	15.340	19	201 N.AL-QAHTANI	0:48.866	48.934 (18)
20	201 N.AL-QAHTANI	18.192	201 N.AL-QAHTANI	15.496	220 D.QUERESHI	15.395	20	220 D.QUERESHI	0:48.879	49.090 (20)
21	212 S.AL-ASAAD	18.486	212 S.AL-ASAAD	15.938	212 S.AL-ASAAD	15.871	21	212 S.AL-ASAAD	0:50.295	50.487 (21)



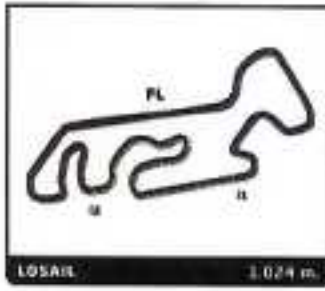
# JUNIOR MAX

## MENA Karting Nations Cup 2024

### Final

### Leader Sequence by Class

No	Driver	Team	Car	Start Lap	End Lap	Laps	Total Laps
<b>JUNIOR</b>							
208	Nathan KAPPEN		ROTAX 125 Junior MAX	1	26	26	26



# JUNIOR MAX

## MENA Karting Nations Cup 2024

### Final

### Fastest Lap Sequence

Elapsed	No Driver	Team	Car	Class	Time	Kph	Lap
1:38.047	208 Nathan KAPPEN		ROTAX 125 Junior MAX	JUNIOR	<b>48.284</b>	76.3	2
2:26.124	208 Nathan KAPPEN		ROTAX 125 Junior MAX	JUNIOR	<b>48.077</b>	76.7	3
2:32.406	211 Adam ELBASSIONY		ROTAX 125 Junior MAX	JUNIOR	<b>48.031</b>	76.8	3
3:16.235	209 Veer CHOPRA		ROTAX 125 Junior MAX	JUNIOR	<b>47.978</b>	76.8	4



# MENA KARTING CHAMPIONSHIP NATIONS CUP




## JUNIOR MAX MENA Karting Nations Cup 2024 Final

Analysis by lap

Lapped

No	Lap Time	Gap	No	Lap Time	Gap	No	Lap Time	Gap	No	Lap Time	Gap			
<b>Lap 1</b>			205	48.443	4.232	222	49.281	17.820	215	48.586	6.078	203	48.317	22.639
208	49.763	0.000	207	48.506	5.148	212	51.685	21.507	202	48.993	6.304	212	50.934	37.274
200	50.110	0.347	213	48.663	5.655	203	48.326	22.030	205	48.793	6.455			
206	51.248	1.485	211	48.031	6.282	<b>Lap 6</b>			207	48.965	8.230	<b>Lap 11</b>		
209	51.506	1.743	217	48.229	7.231	208	48.108	219	49.876	8.743	208	48.207		
210	52.058	2.295	220	49.186	8.142	206	48.985	2.994	217	48.846	8.793	200	48.317	4.435
215	52.312	2.549	214	49.005	8.210	200	48.410	3.036	218	48.891	12.116	209	48.441	5.263
202	52.836	3.073	216	49.212	8.751	209	48.310	3.076	214	49.497	12.383	206	48.429	5.776
219	53.082	3.319	218	48.555	9.320	210	48.275	3.255	220	49.421	14.134	210	48.984	5.980
205	53.360	3.597	201	49.785	10.485	215	48.349	3.658	216	49.413	14.271	202	48.491	7.235
207	54.171	4.408	212	50.594	13.686	202	48.372	4.507	201	49.506	16.841	205	48.490	8.132
213	54.606	4.843	222	57.051	15.675	205	48.429	5.104	222	49.323	20.771	215	48.565	8.380
222	55.110	5.347	203	48.173	21.813	219	48.792	6.149	203	48.347	22.867	207	48.786	9.306
220	55.355	5.592	<b>Lap 4</b>			207	48.788	6.781	212	53.215	32.377	219	49.135	11.200
211	55.574	5.811	208	48.091	213	48.633	6.906	<b>Lap 9</b>			218	48.563	13.209	
217	55.868	6.105	200	48.198	1.201	211	48.880	7.343	208	48.555	214	49.053	14.440	
214	56.418	6.655	206	48.105	1.654	217	48.293	7.610	200	48.538	4.182	216	48.809	16.491
216	56.628	6.865	209	47.978	2.020	214	48.749	10.498	209	48.516	4.878	220	49.502	18.359
201	57.012	7.249	210	48.170	2.563	218	48.613	11.119	210	48.650	5.074	213	48.679	1 Lap
218	57.765	8.002	215	48.225	3.120	220	49.211	12.002	206	48.540	5.276	201	49.377	20.955
212	58.192	8.429	202	48.275	3.648	216	49.199	12.110	215	48.716	6.239	203	48.818	23.250
203	1:11.430	21.667	205	48.461	4.602	201	49.215	14.210	202	48.749	6.498	222	49.573	23.748
<b>Lap 2</b>			219	48.946	4.946	222	49.011	18.723	205	48.759	6.659	212	51.141	40.208
208	48.284		207	48.601	5.658	203	48.704	22.626	207	48.621	8.296	<b>Lap 12</b>		
200	48.883	0.946	213	48.424	5.988	212	51.314	24.713	217	48.376	8.614	208	48.354	
206	48.395	1.596	211	48.086	6.277	<b>Lap 7</b>			219	49.219	9.407	200	48.377	4.458
209	48.366	1.825	217	48.104	7.244	208	48.163	218	48.726	12.287	209	48.440	5.349	
210	48.444	2.455	220	49.114	9.165	200	49.055	3.928	214	49.035	12.863	206	48.233	5.655
215	48.440	2.705	214	49.094	9.213	210	49.178	4.270	216	49.516	15.232	210	48.519	6.145
202	48.508	3.297	218	48.768	9.997	209	49.479	4.392	220	50.350	15.929	202	48.584	7.465
219	48.649	3.684	216	49.607	10.267	206	50.234	5.065	213	1:46.479	1 Lap	205	48.329	8.107
205	48.553	3.866	201	49.547	11.941	202	49.183	5.527	201	50.089	18.375	215	48.583	8.609
207	48.595	4.719	222	49.067	16.651	215	50.213	5.708	222	49.398	21.614	207	48.745	9.697
213	48.510	5.069	212	52.339	17.934	205	48.937	5.878	203	48.251	22.563	219	48.999	11.845
211	48.801	6.328	203	48.094	21.816	219	49.097	7.083	212	50.759	34.581	218	48.668	13.523
222	49.638	6.701	<b>Lap 5</b>			207	48.863	7.481	<b>Lap 10</b>			214	49.104	15.190
220	49.725	7.033	208	48.112	211	48.732	7.912	208	48.241	216	48.989	17.126		
217	49.258	7.079	206	48.575	2.117	213	49.245	7.988	200	48.384	4.325	220	49.427	19.432
214	48.911	7.282	200	49.645	2.734	217	48.716	8.163	209	48.392	5.029	213	48.983	1 Lap
216	49.035	7.616	209	48.966	2.874	214	48.767	11.102	210	48.370	5.203	201	49.316	21.917
201	49.812	8.777	210	48.637	3.088	218	48.485	11.441	206	48.519	5.554	203	48.226	23.122
218	49.124	8.842	215	48.409	3.417	220	49.090	12.929	202	48.694	6.951	222	49.149	24.543
212	51.024	11.169	202	48.707	4.243	216	49.127	13.074	205	49.431	7.849	212	50.872	42.726
203	48.334	21.717	205	48.293	4.783	201	49.504	15.551	215	50.024	8.022	<b>Lap 13</b>		
<b>Lap 3</b>			219	48.631	5.465	222	49.104	19.664	207	48.672	8.727	208	48.189	
208	48.077		207	48.555	6.101	203	48.273	22.736	217	48.467	8.840	200	48.340	4.609
200	48.225	1.094	213	48.505	6.381	212	50.828	27.378	219	49.106	10.272	209	48.325	5.485
206	48.121	1.640	211	48.406	6.571	<b>Lap 8</b>			218	48.807	12.853	206	48.308	5.774
209	48.385	2.133	217	48.293	7.425	208	48.216	214	48.972	13.594	210	48.459	6.415	
210	48.106	2.484	214	48.756	9.857	200	48.487	4.199	216	48.898	15.889	202	48.516	7.792
215	48.358	2.986	218	48.729	10.614	209	48.741	4.917	220	49.376	17.064	205	48.484	8.402
202	48.244	3.464	220	49.846	10.899	210	48.925	4.979	213	48.937	1 Lap	215	48.600	9.020
219	48.484	4.091	216	48.864	11.019	210	48.925	4.979	201	49.651	19.785	207	48.578	10.086
			201	49.274	13.103	206	48.442	5.291	222	49.009	22.382	219	48.997	12.653





**JUNIOR MAX**  
 MENA Karting Nations Cup 2024  
 Final

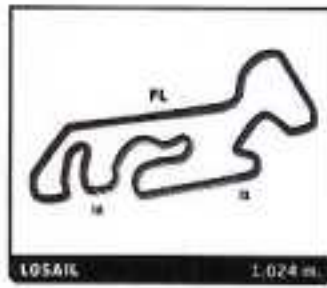
Analysis by lap

Lapped <span style="float: right;">■</span>											
No	Lap Time	Gap	No	Lap Time	Gap	No	Lap Time	Gap	No	Lap Time	Gap
212	51.060	1 Lap									





# MENA KARTING CHAMPIONSHIP NATIONS CUP



## JUNIOR MAX MENA Karting Nations Cup 2024 Final

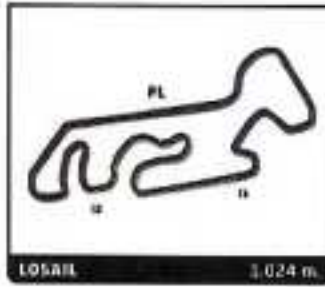
### Sector Analysis

— Invalidated Lap    ■ Personal Best    ■ Session Best    B Crossing the pit lane

Lap	Time	Sector 1	Sector 2	Sector 3	Kph	Elapsed	Lap	Time	Sector 1	Sector 2	Sector 3	Kph	Elapsed
<b>200</b> Tameem HASSIBA QAT ROTAX 125 Junior MAX													
1	50.110	19.374	15.464	15.272	73.6	50.110							
2	48.883	17.830	15.650	15.403	75.4	1:38.993							
3	48.225	17.538	15.415	15.272	76.4	2:27.218							
4	48.198	17.538	15.406	15.254	76.5	3:15.416							
5	49.645	17.581	16.555	15.509	74.3	4:05.061							
6	48.410	17.531	15.305	15.574	76.1	4:53.471							
7	49.055	18.283	15.477	15.295	75.1	5:42.526							
8	48.487	17.637	15.486	15.364	76.0	6:31.013							
9	48.538	17.730	15.422	15.386	75.9	7:19.551							
10	48.384	17.623	15.440	15.321	76.2	8:07.935							
11	48.317	17.655	15.335	15.327	76.3	8:56.252							
12	48.377	17.630	15.416	15.331	76.2	9:44.629							
13	48.340	17.600	15.410	15.330	76.3	10:32.969							
14	48.423	17.649	15.394	15.380	76.1	11:21.392							
15	48.606	17.741	15.471	15.394	75.8	12:09.998							
16	48.583	17.728	15.466	15.389	75.9	12:58.581							
17	48.473	17.639	15.518	15.316	76.1	13:47.054							
18	49.190	17.629	15.595	15.966	74.9	14:36.244							
19	50.310	18.451	16.174	15.685	73.3	15:26.554							
20	49.268	17.867	15.745	15.656	74.8	16:15.822							
21	48.725	17.682	15.655	15.388	75.7	17:04.547							
22	49.511	17.865	16.276	15.370	74.5	17:54.058							
23	48.473	17.743	15.465	15.265	76.1	18:42.531							
24	48.441	17.631	15.539	15.271	76.1	19:30.972							
25	48.468	17.738	15.313	15.417	76.1	20:19.440							
26	48.477	17.723	15.229	15.525	76.0	21:07.917							
							<b>202</b> Mohammed AL THANI QAT ROTAX 125 Junior MAX						
1	52.836	21.773	15.681	15.382	69.8	52.836							
2	48.508	17.986	15.302	15.220	76.0	1:41.344							
3	48.244	17.784	15.235	15.225	76.4	2:29.588							
4	48.275	17.788	15.248	15.239	76.4	3:17.863							
5	48.707	17.894	15.541	15.272	75.7	4:06.570							
6	48.372	17.801	15.347	15.224	76.2	4:54.942							
7	49.183	18.115	15.652	15.416	75.0	5:44.125							
8	48.993	17.827	15.419	15.747	75.2	6:33.118							
9	48.749	18.194	15.314	15.241	75.6	7:21.867							
10	48.694	17.917	15.506	15.271	75.7	8:10.561							
11	48.491	17.858	15.336	15.297	76.0	8:59.052							
12	48.584	17.861	15.361	15.362	75.9	9:47.636							
13	48.516	17.858	15.304	15.354	76.0	10:36.152							
14	48.476	17.838	15.332	15.306	76.0	11:24.628							
15	48.599	17.880	15.361	15.358	75.9	12:13.227							
16	48.612	17.879	15.465	15.268	75.8	13:01.839							
17	48.515	17.776	15.433	15.306	76.0	13:50.354							
18	48.707	17.841	15.471	15.395	75.7	14:39.061							
19	48.977	17.956	15.559	15.462	75.3	15:28.038							
20	48.883	17.925	15.575	15.383	75.4	16:16.921							
21	48.687	17.918	15.367	15.402	75.7	17:05.608							
22	49.031	18.080	15.587	15.364	75.2	17:54.639							
23	48.588	17.841	15.413	15.334	75.9	18:43.227							
24	48.693	17.907	15.362	15.424	75.7	19:31.920							
25	48.522	17.893	15.337	15.292	76.0	20:20.442							
26	48.597	17.893	15.374	15.330	75.9	21:09.039							
							<b>201</b> Nimr AL-QAHTANI QAT ROTAX 125 Junior MAX						
1	57.012	24.910	16.556	15.546	64.7	57.012							
2	49.812	18.431	15.646	15.735	74.0	1:46.824							
3	49.785	18.564	15.757	15.464	74.0	2:36.609							
4	49.547	18.304	15.789	15.454	74.4	3:26.156							
5	49.274	18.279	15.712	15.283	74.8	4:15.430							
6	49.215	18.357	15.541	15.317	74.9	5:04.645							
7	49.504	18.275	15.808	15.421	74.5	5:54.149							
8	49.506	18.438	15.621	15.447	74.5	6:43.655							
9	50.089	18.502	16.333	15.254	73.6	7:33.744							
10	49.651	18.273	15.688	15.690	74.2	8:23.395							
11	49.377	18.419	15.780	15.178	74.7	9:12.772							
12	49.316	18.377	15.621	15.318	74.8	10:02.088							
13	48.934	18.192	15.496	15.246	75.3	10:51.022							
14	49.957	18.290	16.299	15.368	73.8	11:40.979							
15	49.392	18.274	15.798	15.320	74.6	12:30.371							
16	49.491	18.486	15.550	15.455	74.5	13:19.862							
17	49.470	18.346	15.698	15.426	74.5	14:09.332							
18	49.541	18.429	15.747	15.365	74.4	14:58.873							
19	49.581	18.376	15.704	15.501	74.4	15:48.454							
20	49.691	18.582	15.582	15.527	74.2	16:38.145							
21	49.467	18.512	15.516	15.439	74.5	17:27.612							
22	49.685	18.651	15.564	15.470	74.2	18:17.297							
23	49.460	18.450	15.685	15.325	74.5	19:06.757							
24	50.329	19.083	15.721	15.525	73.2	19:57.086							
25	49.354	18.340	15.568	15.446	74.7	20:46.440							
							<b>203</b> Kamil BENCHEKROUN MAR ROTAX 125 Junior MAX						
1	1:11.430	40.465	15.732	15.233	51.6	1:11.430							
2	48.334	18.100	15.155	15.079	76.3	1:59.764							
3	48.173	17.909	15.178	15.086	76.5	2:47.937							
4	48.094	17.896	15.062	15.136	76.6	3:36.031							
5	48.326	17.809	15.269	15.248	76.3	4:24.357							
6	48.704	18.332	15.171	15.201	75.7	5:13.061							
7	48.273	17.899	15.201	15.173	76.4	6:01.334							
8	48.347	17.976	15.227	15.144	76.2	6:49.681							
9	48.251	17.934	15.148	15.169	76.4	7:37.932							
10	48.317	17.847	15.286	15.184	76.3	8:26.249							
11	48.818	18.074	15.487	15.257	75.5	9:15.067							
12	48.226	17.791	15.183	15.252	76.4	10:03.293							
13	48.293	17.947	15.156	15.190	76.3	10:51.586							
14	48.740	17.952	15.570	15.218	75.6	11:40.326							
15	48.648	17.904	15.533	15.211	75.8	12:28.974							
16	48.331	17.905	15.222	15.204	76.3	13:17.305							
17	48.263	17.890	15.191	15.182	76.4	14:05.568							
18	48.162	17.796	15.189	15.177	76.5	14:53.730							
19	48.347	17.903	15.334	15.110	76.2	15:42.077							
20	48.397	17.901	15.298	15.198	76.2	16:30.474							
21	48.802	18.012	15.560	15.230	75.5	17:19.276							
22	49.457	18.000	16.168	15.289	74.5	18:08.733							
23	49.145	18.486	15.472	15.187	75.0	18:57.878							
24	48.566	17.918	15.390	15.258	75.9	19:46.444							



# MENA KARTING CHAMPIONSHIP NATIONS CUP



## JUNIOR MAX MENA Karting Nations Cup 2024 Final

### Sector Analysis

Invalidated Lap    Personal Best    Session Best    Crossing the pit lane

Lap	Time	Sector 1	Sector 2	Sector 3	Kph	Elapsed	Lap	Time	Sector 1	Sector 2	Sector 3	Kph	Elapsed
25	48.426	17.928	15.320	15.178	76.1	20:34.870	24	48.646	18.009	15.413	15.224	75.8	19:30.606
26	48.271	17.866	15.209	15.196	76.4	21:23.141	25	48.504	17.926	15.266	15.312	76.0	20:19.110
							26	49.254	17.823	15.308	16.123	74.8	21:08.364

**205** Danyl Sreyer AISSA DZA  
ROTAX 125 Junior MAX

1	53.360	22.189	15.745	15.426	69.1	53.360
2	48.553	18.023	15.425	15.105	75.9	1:41.913
3	48.443	17.899	15.446	15.098	76.1	2:30.356
4	48.461	17.951	15.325	15.185	76.1	3:18.817
5	48.293	17.909	15.273	15.111	76.3	4:07.110
6	48.429	18.005	15.241	15.183	76.1	4:55.539
7	48.937	17.957	15.480	15.500	75.3	5:44.476
8	48.793	18.068	15.338	15.387	75.6	6:33.269
9	48.759	18.313	15.326	15.120	75.6	7:22.028
10	49.431	18.068	15.722	15.641	74.6	8:11.459
11	48.490	17.930	15.260	15.300	76.0	8:59.949
12	48.329	17.894	15.293	15.142	76.3	9:48.278
13	48.484	18.002	15.258	15.224	76.0	10:36.762
14	48.392	17.998	15.249	15.145	76.2	11:25.154
15	48.530	17.960	15.296	15.274	76.0	12:13.684
16	48.433	17.990	15.258	15.185	76.1	13:02.117
17	48.405	17.957	15.298	15.150	76.2	13:50.522
18	48.672	18.056	15.385	15.231	75.7	14:39.194
19	48.933	18.248	15.392	15.293	75.3	15:28.127
20	48.889	18.132	15.560	15.197	75.4	16:17.016
21	48.769	18.073	15.379	15.317	75.6	17:05.785
22	49.669	18.143	15.811	15.715	74.2	17:55.454
23	48.665	17.991	15.375	15.299	75.8	18:44.119
24	48.651	18.060	15.330	15.261	75.8	19:32.770
25	48.635	18.084	15.292	15.259	75.8	20:21.405
26	48.661	17.953	15.407	15.301	75.8	21:10.066

**206** Malek MUSTAFA PSE  
ROTAX 125 Junior MAX

1	51.248	20.403	15.549	15.296	71.9	51.248
2	48.395	17.945	15.267	15.183	76.2	1:39.643
3	48.121	17.753	15.249	15.119	76.6	2:27.764
4	48.105	17.773	15.125	15.207	76.6	3:15.869
5	48.575	17.772	15.523	15.280	75.9	4:04.444
6	48.985	17.924	15.325	15.736	75.3	4:53.429
7	50.234	19.351	15.625	15.258	73.4	5:43.663
8	48.442	17.951	15.309	15.182	76.1	6:32.105
9	48.540	18.139	15.252	15.149	75.9	7:20.645
10	48.519	17.960	15.347	15.212	76.0	8:09.164
11	48.429	17.862	15.360	15.207	76.1	8:57.593
12	48.233	17.814	15.192	15.227	76.4	9:45.826
13	48.308	17.816	15.238	15.254	76.3	10:34.134
14	48.492	17.796	15.332	15.364	76.0	11:22.626
15	48.242	17.790	15.196	15.256	76.4	12:10.868
16	48.244	17.785	15.266	15.193	76.4	12:59.112
17	48.289	17.844	15.249	15.196	76.3	13:47.401
18	48.799	17.762	15.324	15.713	75.5	14:36.200
19	50.355	18.371	16.495	15.489	73.2	15:26.555
20	49.387	18.163	15.592	15.632	74.6	16:15.942
21	48.674	17.985	15.413	15.276	75.7	17:04.616
22	48.978	18.033	15.542	15.403	75.3	17:53.594
23	48.366	17.876	15.244	15.246	76.2	18:41.960

**207** Khaled NAJJAR BHR  
ROTAX 125 Junior MAX


1	54.171	23.127	15.890	15.154	68.1	54.171
2	48.595	17.919	15.495	15.181	75.9	1:42.766
3	48.506	18.008	15.426	15.072	76.0	2:31.272
4	48.601	17.901	15.474	15.226	75.9	3:19.873
5	48.555	17.874	15.501	15.180	75.9	4:08.428
6	48.788	17.984	15.490	15.314	75.6	4:57.216
7	48.863	17.913	15.559	15.391	75.4	5:46.079
8	48.965	18.237	15.463	15.265	75.3	6:35.044
9	48.621	17.982	15.428	15.211	75.8	7:23.665
10	48.672	18.017	15.478	15.177	75.7	8:12.337
11	48.786	17.987	15.554	15.245	75.6	9:01.123
12	48.745	18.027	15.447	15.271	75.6	9:49.868
13	48.578	17.968	15.406	15.204	75.9	10:38.446
14	48.683	17.927	15.489	15.267	75.7	11:27.129
15	48.762	18.063	15.478	15.221	75.6	12:15.891
16	48.813	18.080	15.433	15.300	75.5	13:04.704
17	48.827	18.092	15.476	15.259	75.5	13:53.531
18	48.713	17.997	15.466	15.250	75.7	14:42.244
19	48.815	17.970	15.522	15.323	75.5	15:31.059
20	48.783	18.028	15.493	15.262	75.6	16:19.842
21	48.767	18.058	15.478	15.231	75.6	17:08.609
22	48.940	18.090	15.596	15.254	75.3	17:57.549
23	48.742	18.033	15.551	15.158	75.6	18:46.291
24	48.766	18.055	15.418	15.293	75.6	19:35.057
25	48.991	18.201	15.484	15.306	75.2	20:24.048
26	48.939	18.137	15.520	15.282	75.3	21:12.987

**208** Nathan KAPPEN ARE  
ROTAX 125 Junior MAX

1	49.763	19.209	15.330	15.224	74.1	49.763
2	48.284	17.743	15.335	15.206	76.3	1:38.047
3	48.077	17.658	15.205	15.214	76.7	2:26.124
4	48.091	17.688	15.165	15.238	76.7	3:14.215
5	48.112	17.701	15.213	15.198	76.6	4:02.327
6	48.108	17.701	15.184	15.223	76.6	4:50.435
7	48.163	17.691	15.222	15.250	76.5	5:38.598
8	48.216	17.697	15.243	15.276	76.5	6:26.814
9	48.555	18.114	15.166	15.275	75.9	7:15.369
10	48.241	17.800	15.181	15.260	76.4	8:03.610
11	48.207	17.778	15.168	15.261	76.5	8:51.817
12	48.354	17.791	15.278	15.285	76.2	9:40.171
13	48.189	17.779	15.179	15.231	76.5	10:28.360
14	48.398	17.796	15.306	15.296	76.2	11:16.758
15	48.261	17.747	15.195	15.319	76.4	12:05.019
16	48.252	17.782	15.216	15.254	76.4	12:53.271
17	48.273	17.916	15.196	15.161	76.4	13:41.544
18	48.245	17.752	15.242	15.251	76.4	14:29.789
19	48.415	17.865	15.283	15.267	76.1	15:18.204
20	48.362	17.796	15.259	15.307	76.2	16:06.566
21	48.366	17.802	15.236	15.328	76.2	16:54.932
22	48.347	17.784	15.263	15.300	76.2	17:43.279



# MENA KARTING CHAMPIONSHIP NATIONS CUP



## JUNIOR MAX MENA Karting Nations Cup 2024 Final

### Sector Analysis

— Invalidated Lap    ■ Personal Best    ■ Session Best    B Crossing the pit lane

Lap	Time	Sector 1	Sector 2	Sector 3	Kph	Elapsed	Lap	Time	Sector 1	Sector 2	Sector 3	Kph	Elapsed
23	48.328	17.783	15.261	15.284	76.3	18:31.607	22	49.606	18.133	15.963	15.510	74.3	17:55.006
24	48.465	17.854	15.316	15.295	76.1	19:20.072	23	48.602	17.970	15.312	15.320	75.8	18:43.608
25	48.377	17.841	15.245	15.291	76.2	20:08.449	24	48.679	17.955	15.365	15.359	75.7	19:32.287
26	48.505	17.910	15.255	15.340	76.0	20:56.954	25	48.545	17.901	15.326	15.318	75.9	20:20.832
							26	48.596	18.015	15.283	15.298	75.9	21:09.428

**209** Veer CHOPRA ARE  
ROTAX 125 Junior MAX

1	51.506	21.011	15.333	15.162	71.6	51.506
2	48.366	17.961	15.270	15.135	76.2	1:39.872
3	48.385	17.990	15.249	15.146	76.2	2:28.257
4	47.978	17.683	15.183	15.112	76.8	3:16.235
5	48.966	17.752	15.729	15.485	75.3	4:05.201
6	48.310	17.780	15.267	15.263	76.3	4:53.511
7	49.479	18.994	15.375	15.110	74.5	5:42.990
8	48.741	17.919	15.344	15.478	75.6	6:31.731
9	48.516	17.883	15.348	15.285	76.0	7:20.247
10	48.392	17.864	15.303	15.225	76.2	8:08.639
11	48.441	17.825	15.388	15.228	76.1	8:57.080
12	48.440	17.899	15.348	15.193	76.1	9:45.520
13	48.325	17.803	15.279	15.243	76.3	10:33.845
14	48.986	17.814	15.769	15.403	75.3	11:22.831
15	48.441	17.911	15.281	15.249	76.1	12:11.272
16	48.355	17.841	15.245	15.269	76.2	12:59.627
17	48.465	17.888	15.317	15.260	76.1	13:48.092
18	48.418	17.829	15.273	15.316	76.1	14:36.510
19	50.234	18.473	16.187	15.574	73.4	15:26.744
20	49.295	18.196	15.511	15.588	74.8	16:16.039
21	49.298	18.170	15.447	15.681	74.8	17:05.337
22	48.930	17.999	15.604	15.327	75.3	17:54.267
23	48.477	17.864	15.362	15.251	76.0	18:42.744
24	48.721	18.001	15.412	15.308	75.7	19:31.465
25	48.619	17.897	15.466	15.256	75.8	20:20.084
26	48.415	17.879	15.294	15.242	76.1	21:08.499

**210** Roger EL FEGHALI LBN  
ROTAX 125 Junior MAX

1	52.058	21.236	15.438	15.384	70.8	52.058
2	48.444	17.885	15.271	15.288	76.1	1:40.502
3	48.106	17.789	15.219	15.098	76.6	2:28.608
4	48.170	17.782	15.198	15.190	76.5	3:16.778
5	48.637	17.740	15.380	15.517	75.8	4:05.415
6	48.275	17.832	15.237	15.206	76.4	4:53.690
7	49.178	18.440	15.435	15.303	75.0	5:42.868
8	48.925	17.860	15.347	15.718	75.3	6:31.793
9	48.650	18.003	15.371	15.276	75.8	7:20.443
10	48.370	17.921	15.217	15.232	76.2	8:08.813
11	48.984	17.951	15.843	15.190	75.3	8:57.797
12	48.519	17.913	15.304	15.302	76.0	9:46.316
13	48.459	17.849	15.352	15.258	76.1	10:34.775
14	48.383	17.773	15.350	15.260	76.2	11:23.158
15	48.526	17.889	15.298	15.339	76.0	12:11.684
16	48.445	17.864	15.317	15.264	76.1	13:00.129
17	48.423	17.901	15.244	15.278	76.1	13:48.552
18	48.372	17.810	15.344	15.218	76.2	14:36.924
19	49.930	18.271	16.083	15.576	73.8	15:26.854
20	49.388	18.287	15.539	15.562	74.6	16:16.242
21	49.158	18.165	15.439	15.554	75.0	17:05.400

**211** Adam ELBASSIONY EGY  
ROTAX 125 Junior MAX

1	55.574	23.980	16.484	15.110	66.3	55.574
2	48.801	18.154	15.523	15.124	75.5	1:44.375
3	48.031	17.758	15.122	15.151	76.8	2:32.406
4	48.086	17.703	15.275	15.108	76.7	3:20.492
5	48.406	17.907	15.453	15.046	76.2	4:08.898
6	48.880	18.048	15.654	15.178	75.4	4:57.778
7	48.732	17.862	15.623	15.247	75.6	5:46.510

**212** Sameeh AL-AS'AAD JOR  
ROTAX 125 Junior MAX

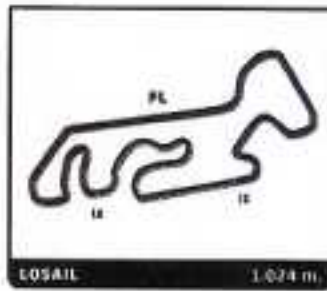
1	58.192	24.795	17.110	16.287	63.3	58.192
2	51.024	18.931	16.222	15.871	72.2	1:49.216
3	50.594	18.486	16.173	15.935	72.9	2:39.810
4	52.339	18.672	17.578	16.089	70.4	3:32.149
5	51.685	18.604	17.065	16.016	71.3	4:23.834
6	51.314	18.891	16.165	16.258	71.8	5:15.148
7	50.828	18.498	16.320	16.010	72.5	6:05.976
8	53.215	20.571	16.525	16.119	69.3	6:59.191
9	50.759	18.660	16.111	15.988	72.6	7:49.950
10	50.934	18.699	16.193	16.042	72.4	8:40.884
11	51.141	18.952	16.187	16.002	72.1	9:32.025
12	50.872	18.719	16.118	16.035	72.5	10:22.897
13	50.805	18.628	16.189	15.988	72.6	11:13.702
14	52.291	18.782	16.206	17.303	70.5	12:05.993
15	50.913	18.707	16.264	15.942	72.4	12:56.906
16	1:01.544	18.936	25.360	17.248	59.9	13:58.450
17	50.951	18.871	16.108	15.972	72.4	14:49.401
18	54.617	18.946	16.791	18.880	67.5	15:44.018
19	50.782	18.606	16.122	16.054	72.6	16:34.800
20	50.487	18.540	15.938	16.009	73.0	17:25.287
21	50.942	18.845	16.123	15.974	72.4	18:16.229
22	52.907	18.633	18.160	16.114	69.7	19:09.136
23	51.291	19.044	16.160	16.087	71.9	20:00.427
24	51.206	18.777	16.291	16.138	72.0	20:51.633
25	51.060	18.744	16.271	16.045	72.2	21:42.693

**213** Janna AL NUJAIMAN SAU  
ROTAX 125 Junior MAX

1	54.606	23.455	15.987	15.164	67.5	54.606
2	48.510	18.063	15.386	15.061	76.0	1:43.116
3	48.663	18.029	15.483	15.151	75.8	2:31.779
4	48.424	17.996	15.324	15.104	76.1	3:20.203
5	48.505	17.916	15.478	15.111	76.0	4:08.708
6	48.633	18.019	15.476	15.138	75.8	4:57.341
7	49.245	18.031	15.690	15.524	74.9	5:46.586
8	1:46.479	1:14.421	16.818	15.240	34.6	7:33.065
9	48.937	18.125	15.481	15.331	75.3	8:22.002
10	48.679	18.048	15.450	15.181	75.7	9:10.681
11	48.983	18.124	15.598	15.261	75.3	9:59.664



# MENA KARTING CHAMPIONSHIP NATIONS CUP



## JUNIOR MAX MENA Karting Nations Cup 2024 Final

### Sector Analysis

— Invalidated Lap    ■ Personal Best    ■ Session Best    ■ Crossing the pit lane

Lap	Time	Sector 1	Sector 2	Sector 3	Kph	Elapsed	Lap	Time	Sector 1	Sector 2	Sector 3	Kph	Elapsed
12	48.884	18.184	15.475	15.225	75.4	10:48.548	12	48.583	17.942	15.326	15.315	75.9	9:48.780
13	48.776	18.021	15.499	15.256	75.6	11:37.324	13	48.600	17.958	15.341	15.301	75.9	10:37.380
14	48.800	18.105	15.453	15.242	75.5	12:26.124	14	48.573	17.939	15.299	15.335	75.9	11:25.953
15	48.751	18.059	15.495	15.197	75.6	13:14.875	15	48.647	18.091	15.246	15.310	75.8	12:14.600
16	48.934	18.091	15.542	15.301	75.3	14:03.809	16	48.660	17.986	15.301	15.373	75.8	13:03.260
17	48.801	18.082	15.482	15.237	75.5	14:52.610	17	48.713	18.018	15.316	15.379	75.7	13:51.973
18	48.836	18.036	15.568	15.232	75.5	15:41.446	18	48.811	18.073	15.405	15.333	75.5	14:40.784
19	48.735	18.022	15.506	15.207	75.6	16:30.181	19	48.889	18.114	15.359	15.416	75.4	15:29.673
20	49.427	18.118	16.077	15.232	74.6	17:19.608	20	48.875	18.127	15.326	15.422	75.4	16:18.548
21	48.955	18.062	15.552	15.341	75.3	18:08.563	21	48.871	18.143	15.304	15.424	75.4	17:07.419
22	49.758	18.477	15.935	15.346	74.1	18:58.321	22	48.734	18.018	15.411	15.305	75.6	17:56.153
23	48.798	18.144	15.390	15.264	75.5	19:47.119	23	48.856	18.040	15.386	15.430	75.5	18:45.009
24	48.817	18.067	15.409	15.341	75.5	20:35.936	24	48.777	18.098	15.343	15.336	75.6	19:33.786
25	48.814	17.911	15.545	15.358	75.5	21:24.750	25	48.816	18.068	15.382	15.366	75.5	20:22.602
							26	48.742	18.088	15.278	15.376	75.6	21:11.344

### 214 Rashid HELAL BHR

ROTAX 125 Junior MAX

1	56.418	24.666	16.341	15.411	65.3	56.418
2	48.911	17.890	15.571	15.450	75.4	1:45.329
3	49.005	18.285	15.448	15.272	75.2	2:34.334
4	49.094	18.421	15.363	15.310	75.1	3:23.428
5	48.756	18.078	15.351	15.327	75.6	4:12.184
6	48.749	17.847	15.497	15.405	75.6	5:00.933
7	48.767	17.948	15.517	15.302	75.6	5:49.700
8	49.497	18.189	15.896	15.412	74.5	6:39.197
9	49.035	18.192	15.545	15.298	75.2	7:28.232
10	48.972	18.050	15.590	15.332	75.3	8:17.204
11	49.053	17.991	15.639	15.423	75.2	9:06.257
12	49.104	18.101	15.513	15.490	75.1	9:55.361
13	49.091	18.139	15.561	15.391	75.1	10:44.452
14	49.275	18.128	15.682	15.465	74.8	11:33.727
15	49.211	18.107	15.618	15.486	74.9	12:22.938
16	49.292	18.121	15.577	15.594	74.8	13:12.230
17	49.292	18.149	15.553	15.590	74.8	14:01.522
18	49.308	18.172	15.668	15.468	74.8	14:50.830
19	49.510	18.132	15.853	15.525	74.5	15:40.340
20	49.228	18.165	15.571	15.492	74.9	16:29.568
21	49.129	18.075	15.597	15.457	75.0	17:18.697
22	49.341	18.125	15.647	15.569	74.7	18:08.038
23	49.437	18.190	15.726	15.521	74.6	18:57.475
24	49.355	18.179	15.816	15.360	74.7	19:46.830
25	49.243	18.113	15.816	15.314	74.9	20:36.073
26	49.187	18.156	15.598	15.433	74.9	21:25.260

### 215 Shonal KUNIMAL PSE

ROTAX 125 Junior MAX

1	52.312	21.474	15.428	15.410	70.5	52.312
2	48.440	17.931	15.348	15.161	76.1	1:40.752
3	48.358	17.995	15.200	15.163	76.2	2:29.110
4	48.225	17.760	15.212	15.253	76.4	3:17.335
5	48.409	17.892	15.308	15.209	76.2	4:05.744
6	48.349	17.901	15.280	15.168	76.2	4:54.093
7	50.213	18.833	15.667	15.713	73.4	5:44.306
8	48.586	17.984	15.248	15.354	75.9	6:32.892
9	48.716	18.172	15.282	15.262	75.7	7:21.608
10	50.024	17.956	16.053	16.015	73.7	8:11.632
11	48.565	17.980	15.286	15.299	75.9	9:00.197

### 216 Faisal AL SARHANI OMN

ROTAX 125 Junior MAX

1	56.628	24.626	16.659	15.343	65.1	56.628
2	49.035	18.364	15.341	15.330	75.2	1:45.663
3	49.212	18.617	15.403	15.192	74.9	2:34.875
4	49.607	18.325	15.970	15.312	74.3	3:24.482
5	48.864	18.215	15.318	15.331	75.4	4:13.346
6	49.199	18.250	15.384	15.565	74.9	5:02.545
7	49.127	18.347	15.357	15.423	75.0	5:51.672
8	49.413	18.402	15.473	15.538	74.6	6:41.085
9	49.516	18.787	15.554	15.175	74.4	7:30.601
10	48.898	18.203	15.475	15.220	75.4	8:19.499
11	48.809	18.160	15.449	15.200	75.5	9:08.308
12	48.989	18.171	15.634	15.184	75.2	9:57.297
13	48.650	18.077	15.365	15.208	75.8	10:45.947
14	48.951	18.257	15.365	15.329	75.3	11:34.898
15	48.622	18.189	15.222	15.211	75.8	12:23.520
16	48.913	18.225	15.378	15.310	75.4	13:12.433
17	49.283	18.354	15.388	15.541	74.8	14:01.716
18	49.345	18.376	15.459	15.510	74.7	14:51.061
19	49.565	18.284	16.001	15.280	74.4	15:40.626
20	49.113	18.186	15.522	15.405	75.1	16:29.739
21	49.118	18.302	15.455	15.361	75.1	17:18.857
22	50.206	18.275	16.688	15.243	73.4	18:09.063
23	49.607	18.686	15.589	15.332	74.3	18:58.670
24	49.309	18.403	15.428	15.478	74.8	19:47.979
25	48.772	18.127	15.362	15.283	75.6	20:36.751
26	49.133	18.331	15.412	15.390	75.0	21:25.884


### 217 Nasser NASS BHR

ROTAX 125 Junior MAX

1	55.868	23.901	16.759	15.208	66.0	55.868
2	49.258	18.154	15.620	15.484	74.8	1:45.126
3	48.229	17.937	15.262	15.030	76.4	2:33.355
4	48.104	17.725	15.301	15.078	76.6	3:21.459
5	48.293	17.783	15.383	15.127	76.3	4:09.752
6	48.293	17.757	15.432	15.104	76.3	4:58.045
7	48.716	17.825	15.669	15.222	75.7	5:46.761
8	48.846	18.359	15.380	15.107	75.5	6:35.607
9	48.376	17.955	15.345	15.076	76.2	7:23.983
10	48.467	17.984	15.375	15.108	76.1	8:12.450



# MENA KARTING CHAMPIONSHIP NATIONS CUP

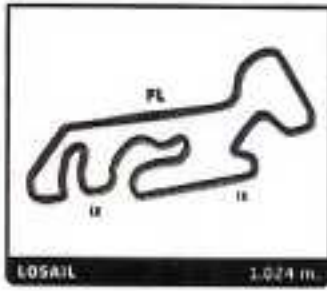


## JUNIOR MAX MENA Karting Nations Cup 2024 Final

### Sector Analysis

Invalidated Lap    Personal Best    Session Best    Crossing the pit lane

Lap	Time	Sector 1	Sector 2	Sector 3	Kph	Elapsed	Lap	Time	Sector 1	Sector 2	Sector 3	Kph	Elapsed
<b>218</b> Riyadh YOUSFI <span style="float:right">MAR</span>							<b>220</b> Danish QUERESHI <span style="float:right">QAT</span>						
ROTAX 125 Junior MAX							ROTAX 125 Junior MAX						
1	57.765	26.581	15.713	15.471	63.8	57.765	1	55.355	23.738	16.186	15.431	66.6	55.355
2	49.124	18.017	15.457	15.650	75.0	1:46.889	2	49.725	18.161	15.948	15.616	74.1	1:45.080
3	48.555	17.970	15.364	15.221	75.9	2:35.444	3	49.186	18.345	15.446	15.395	74.9	2:34.266
4	48.768	18.018	15.509	15.241	75.6	3:24.212	4	49.114	18.164	15.454	15.496	75.1	3:23.380
5	48.729	17.909	15.330	15.490	75.7	4:12.941	5	49.846	18.472	15.480	15.894	74.0	4:13.226
6	48.613	17.981	15.300	15.332	75.8	5:01.554	6	49.211	18.038	15.545	15.628	74.9	5:02.437
7	48.485	17.961	15.303	15.221	76.0	5:50.039	7	49.090	18.083	15.490	15.517	75.1	5:51.527
8	48.891	18.035	15.479	15.377	75.4	6:38.930	8	49.421	18.197	15.670	15.554	74.6	6:40.948
9	48.726	18.033	15.364	15.329	75.7	7:27.656	9	50.350	19.116	15.703	15.531	73.2	7:31.298
10	48.807	18.091	15.427	15.289	75.5	8:16.463	10	49.376	18.190	15.571	15.615	74.7	8:20.674
11	48.563	17.956	15.337	15.270	75.9	9:05.026	11	49.502	18.260	15.741	15.501	74.5	9:10.176
12	48.668	17.917	15.348	15.403	75.7	9:53.694	12	49.427	18.229	15.692	15.506	74.6	9:59.603
13	48.676	17.984	15.375	15.317	75.7	10:42.370	13	50.175	18.901	15.661	15.613	73.5	10:49.778
14	48.726	18.032	15.373	15.321	75.7	11:31.096	14	49.888	18.591	15.684	15.613	73.9	11:39.666
15	48.685	17.992	15.412	15.281	75.7	12:19.781	15	50.525	18.320	16.602	15.603	73.0	12:30.191
16	48.896	18.120	15.412	15.364	75.4	13:08.677	16	49.436	18.335	15.524	15.577	74.6	13:19.627
17	48.857	18.049	15.473	15.335	75.5	13:57.534	17	49.534	18.287	15.690	15.557	74.4	14:09.161
18	49.356	18.065	15.867	15.424	74.7	14:46.890	18	49.610	18.319	15.701	15.590	74.3	14:58.771
19	48.807	18.050	15.387	15.370	75.5	15:35.697	19	49.592	18.289	15.613	15.690	74.3	15:48.363
20	49.044	18.039	15.307	15.698	75.2	16:24.741	20	49.678	18.439	15.596	15.643	74.2	16:38.041
21	49.032	18.100	15.424	15.508	75.2	17:13.773	21	49.537	18.284	15.630	15.623	74.4	17:27.578
22	48.925	18.061	15.408	15.456	75.3	18:02.698	22	49.535	18.406	15.538	15.591	74.4	18:17.113
23	53.415	22.314	15.632	15.469	69.0	18:56.113	23	49.593	18.246	15.837	15.510	74.3	19:06.706
24	48.759	18.011	15.379	15.369	75.6	19:44.872	24	49.625	18.483	15.590	15.552	74.3	19:56.331
25	48.988	18.117	15.455	15.416	75.3	20:33.860	25	49.752	18.363	15.794	15.595	74.1	20:46.083
26	48.873	18.040	15.360	15.473	75.4	21:22.733	26	50.132	18.306	16.126	15.700	73.5	21:36.215
<b>219</b> Ahmad Adeel JAWED <span style="float:right">QAT</span>							<b>222</b> Mikko ARRIES <span style="float:right">QAT</span>						
ROTAX 125 Junior MAX							ROTAX 125 Junior MAX						
1	53.082	21.989	15.720	15.373	69.4	53.082	1	55.110	23.212	16.488	15.410	66.9	55.110
2	48.649	18.033	15.462	15.154	75.8	1:41.731	2	49.638	18.225	15.643	15.770	74.3	1:44.748
3	48.484	17.907	15.416	15.161	76.0	2:30.215	3	57.051	25.296	16.364	15.391	64.6	2:41.799
4	48.946	17.874	15.809	15.263	75.3	3:19.161	4	49.067	18.060	15.667	15.340	75.1	3:30.866
5	48.631	17.878	15.510	15.243	75.8	4:07.792	5	49.281	18.131	15.732	15.418	74.8	4:20.147
6	48.792	18.001	15.480	15.311	75.6	4:56.584	6	49.011	18.037	15.506	15.468	75.2	5:09.158
7	49.097	18.043	15.708	15.346	75.1	5:45.681	7	49.104	18.138	15.519	15.447	75.1	5:58.262
8	49.876	18.860	15.664	15.352	73.9	6:35.557	8	49.323	18.143	15.540	15.640	74.7	6:47.585
9	49.219	18.390	15.572	15.257	74.9	7:24.776	9	49.398	18.361	15.639	15.398	74.6	7:36.983
10	49.106	18.106	15.631	15.369	75.1	8:13.882	10	49.009	18.093	15.480	15.436	75.2	8:25.992
11	49.135	18.066	15.688	15.381	75.0	9:03.017	11	49.573	18.142	16.008	15.423	74.4	9:15.565
12	48.999	18.023	15.618	15.358	75.2	9:52.016	12	49.149	18.074	15.613	15.462	75.0	10:04.714
13	48.997	18.016	15.650	15.331	75.2	10:41.013	13	49.080	18.129	15.555	15.396	75.1	10:53.794
14	49.299	18.224	15.684	15.391	74.8	11:30.312	14	49.015	18.057	15.473	15.485	75.2	11:42.809
15	49.057	17.979	15.748	15.330	75.1	12:19.369	15	49.630	18.170	15.889	15.571	74.3	12:32.439
16	48.988	18.024	15.635	15.329	75.3	13:08.357	16	49.109	18.103	15.456	15.550	75.1	13:21.548
17	49.019	18.017	15.562	15.440	75.2	13:57.376	17	49.198	18.259	15.563	15.376	74.9	14:10.746
18	49.028	18.010	15.656	15.362	75.2	14:46.404	18	49.410	18.144	15.782	15.484	74.6	15:00.156
19	49.059	18.030	15.638	15.391	75.1	15:35.463	19	49.341	18.128	15.766	15.447	74.7	15:49.497
20	49.682	18.047	15.617	16.018	74.2	16:25.145	20	49.386	18.245	15.624	15.517	74.6	16:38.883
21	49.081	18.054	15.594	15.433	75.1	17:14.226	21	49.426	18.167	15.691	15.568	74.6	17:28.309
22	48.926	18.008	15.528	15.390	75.3	18:03.152	22	49.621	18.314	15.807	15.500	74.3	18:17.930
23	49.077	18.014	15.637	15.426	75.1	18:52.229	23	49.388	18.195	15.779	15.414	74.6	19:07.318
24	49.118	18.051	15.727	15.340	75.1	19:41.347	24	49.585	18.281	15.750	15.554	74.3	19:56.903
25	49.206	18.122	15.699	15.385	74.9	20:30.553							



# JUNIOR MAX

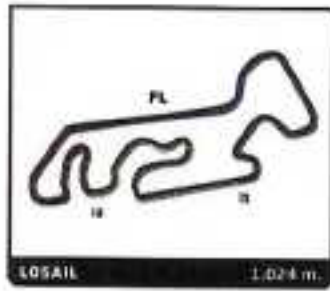
## MENA Karting Nations Cup 2024

### Final

### Sector Analysis

— Invalidated Lap    ■ Personal Best    ■ Session Best    B Crossing the pit lane



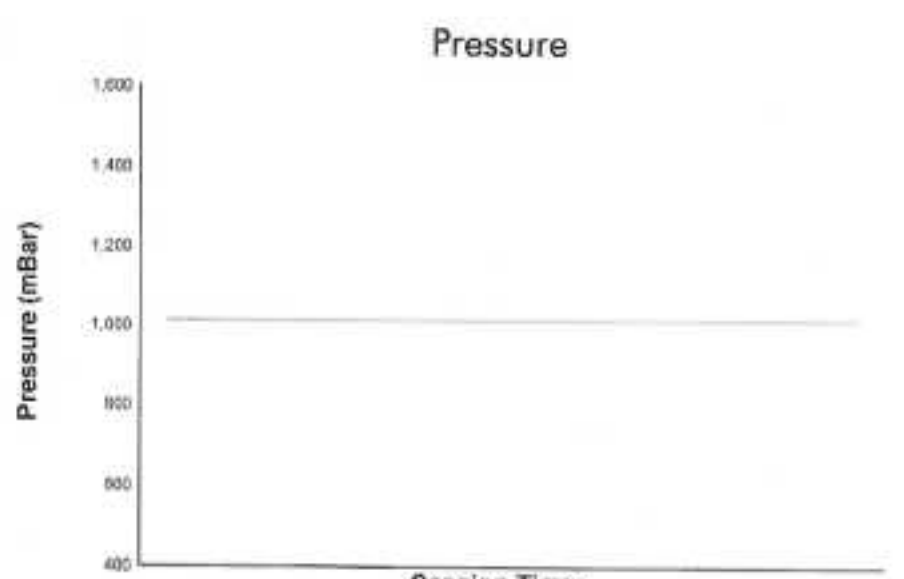
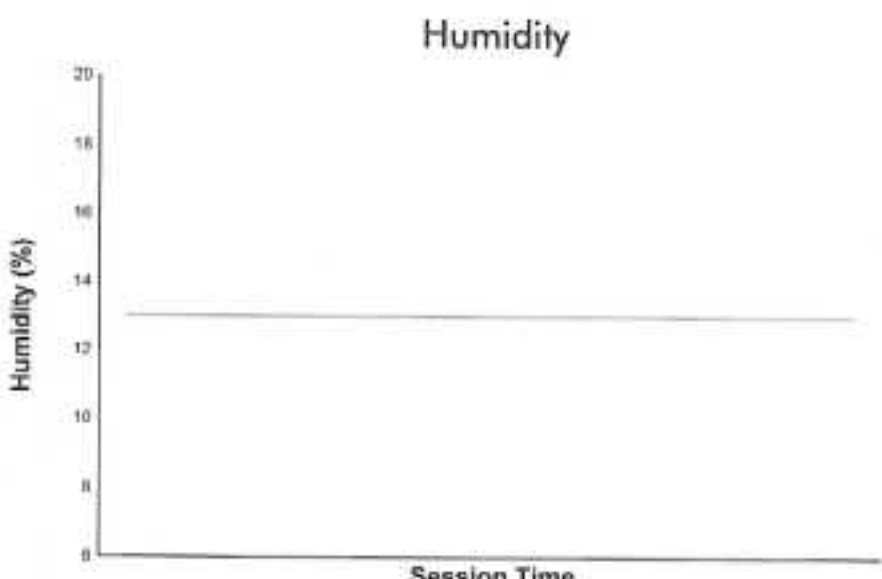
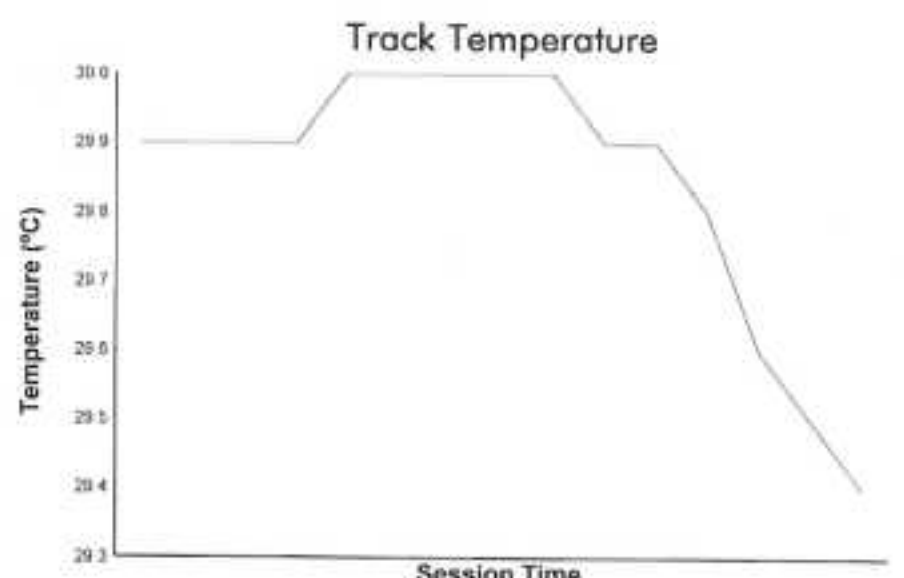
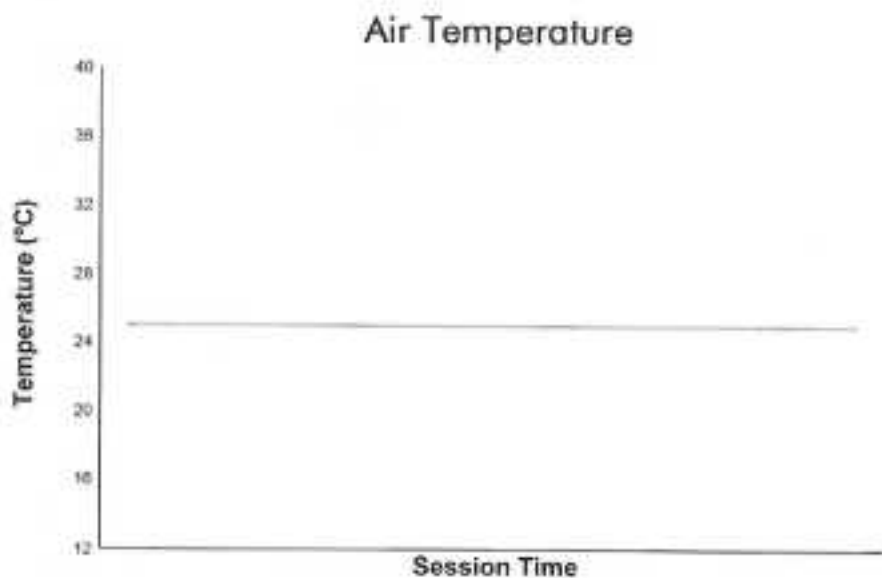
Lap	Time	Sector 1	Sector 2	Sector 3	Kph	Elapsed	Lap	Time	Sector 1	Sector 2	Sector 3	Kph	Elapsed
25	49.351	18.202	15.660	15.489	74.7	20:46.254							
26	50.242	18.370	16.205	15.667	73.4	21:36.496							



# MENA Karting Nations Cup 2024

## JUNIOR MAX Final

### Weather Report



Track Status: **DRY**

