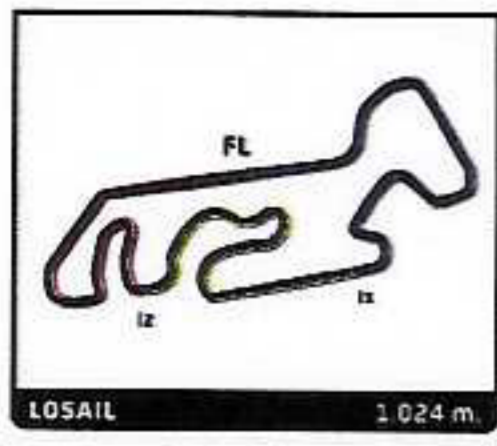




MENA KARTING CHAMPIONSHIP NATIONS CUP



JUNIOR MAX MENA Karting Nations Cup 2024 Practice 7

Classification

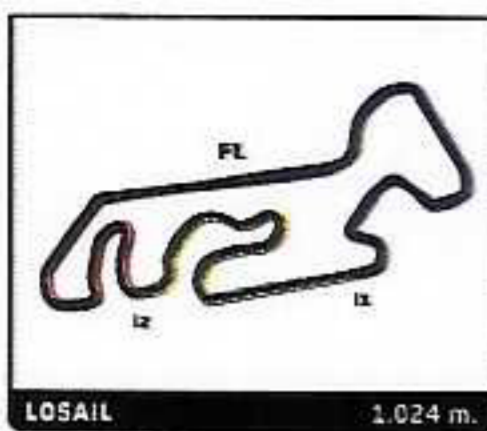
No	Driver	Nat	Team	Car	Cl.	Time	Lap	Total	Gap	Kph
1	209	Veer CHOPRA	ARE	ROTAX 125 Junior MAX	JUNIOR	48.447	3	18	-	76.1
2	210	Roger EL FEGHALI	LBN	ROTAX 125 Junior MAX	JUNIOR	48.529	6	16	+0.082	76.0
3	203	Kamil BENCHEKROUN	MAR	ROTAX 125 Junior MAX	JUNIOR	48.546	8	11	+0.099	75.9
4	218	Riyad YOUSFI	MAR	ROTAX 125 Junior MAX	JUNIOR	48.571	4	10	+0.124	75.9
5	200	Tameem HASSIBA	QAT	ROTAX 125 Junior MAX	JUNIOR	48.647	3	17	+0.200	75.8
6	206	Malek MUSTAFA	PSE	ROTAX 125 Junior MAX	JUNIOR	48.682	17	17	+0.235	75.7
7	217	Nasser NASS	BHR	ROTAX 125 Junior MAX	JUNIOR	48.713	9	9	+0.266	75.7
8	216	Faisal AL SARHANI	OMN	ROTAX 125 Junior MAX	JUNIOR	48.811	7	18	+0.364	75.5
9	204	Faris TAZI	MAR	ROTAX 125 Junior MAX	JUNIOR	48.842	9	14	+0.395	75.5
10	202	Mohammed AL THANI	QAT	ROTAX 125 Junior MAX	JUNIOR	48.860	6	16	+0.413	75.4
11	215	Shonal KUNIMAL	PSE	ROTAX 125 Junior MAX	JUNIOR	48.912	10	15	+0.465	75.4
12	205	Danyl Sreyer AISSA	DZA	ROTAX 125 Junior MAX	JUNIOR	48.965	6	18	+0.518	75.3
13	208	Nathan KAPPEN	ARE	ROTAX 125 Junior MAX	JUNIOR	48.975	5	16	+0.528	75.3
14	211	Adam ELBASSIONY	EGY	ROTAX 125 Junior MAX	JUNIOR	49.011	7	18	+0.564	75.2
15	214	Rashid HELAL	BHR	ROTAX 125 Junior MAX	JUNIOR	49.051	6	16	+0.604	75.2
16	219	Ahmad Adeel JAWED	QAT	ROTAX 125 Junior MAX	JUNIOR	49.157	12	15	+0.710	75.0
17	213	Janna AL NUJAIMAN	SAU	ROTAX 125 Junior MAX	JUNIOR	49.200	11	18	+0.753	74.9
18	222	Mikko ARRIES	QAT	ROTAX 125 Junior MAX	JUNIOR	49.329	7	18	+0.882	74.7
19	220	Danish QUERESHI	QAT	ROTAX 125 Junior MAX	JUNIOR	49.452	15	15	+1.005	74.5
20	207	Khaled NAJJAR	BHR	ROTAX 125 Junior MAX	JUNIOR	49.628	9	16	+1.181	74.3
21	212	Sameeh AL-AS'AAD	JOR	ROTAX 125 Junior MAX	JUNIOR	51.039	3	16	+2.592	72.2
22	201	Nimr AL-QAHTANI	QAT	ROTAX 125 Junior MAX	JUNIOR					

Fastest Lap: Lap 3 | Veer CHOPRA | 48.447 | 76.1 Kph

Published at:

Track Status: **DRY**

Race Director Mark Horsley 	Timekeeper: Isaac Mulungui 
---	---



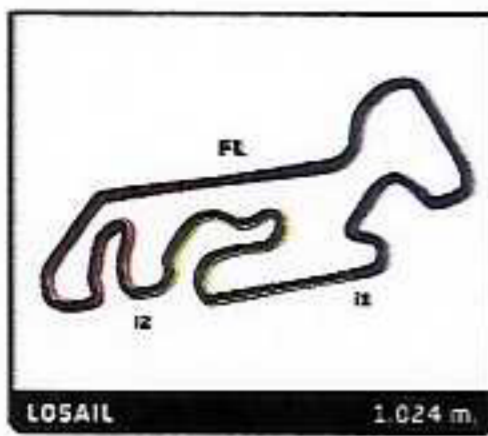
JUNIOR MAX

MENA Karting Nations Cup 2024

Practice 7

Best Sector Times

Sector 1		Sector 2		Sector 3		Ideal Lap	Best Lap		
Pos	No Driver	Time	No Driver	Time	No Driver				
1	200 T.HASSIBA	17.714	204 F.TAZI	15.202	216 F.AL SARHANI	15.209	1 209 V.CHOPRA	0:48.347	48.447 (1)
2	202 M.AL THANI	17.867	209 V.CHOPRA	15.223	209 V.CHOPRA	15.210	2 210 R.EL FEGHALI	0:48.420	48.529 (2)
3	218 R.YOUSFI	17.881	203 K.BENCHEKROUN	15.225	217 N.NASS	15.248	3 200 T.HASSIBA	0:48.445	48.647 (5)
4	206 M.MUSTAFA	17.890	210 R.EL FEGHALI	15.252	204 F.TAZI	15.272	4 203 K.BENCHEKROUN	0:48.480	48.546 (3)
5	210 R.EL FEGHALI	17.893	206 M.MUSTAFA	15.294	210 R.EL FEGHALI	15.275	5 218 R.YOUSFI	0:48.484	48.571 (4)
6	209 V.CHOPRA	17.914	218 R.YOUSFI	15.303	218 R.YOUSFI	15.300	6 206 M.MUSTAFA	0:48.556	48.682 (6)
7	203 K.BENCHEKROUN	17.955	215 S.KUNIMAL	15.322	203 K.BENCHEKROUN	15.300	7 204 F.TAZI	0:48.584	48.842 (9)
8	208 N.KAPPEN	18.003	200 T.HASSIBA	15.335	215 S.KUNIMAL	15.311	8 202 M.AL THANI	0:48.682	48.860 (10)
9	205 D.AISSA	18.028	205 D.AISSA	15.378	214 R.HELAL	15.334	9 217 N.NASS	0:48.713	48.713 (7)
10	211 A.ELBASSIONY	18.038	208 N.KAPPEN	15.387	202 M.AL THANI	15.345	10 216 F.AL SARHANI	0:48.733	48.811 (8)
11	217 N.NASS	18.042	216 F.AL SARHANI	15.390	205 D.AISSA	15.351	11 205 D.AISSA	0:48.757	48.965 (12)
12	213 J.AL NUJAIMAN	18.085	214 R.HELAL	15.395	206 M.MUSTAFA	15.372	12 215 S.KUNIMAL	0:48.789	48.912 (11)
13	214 R.HELAL	18.086	217 N.NASS	15.423	213 J.AL NUJAIMAN	15.382	13 214 R.HELAL	0:48.815	49.051 (15)
14	222 M.ARRIES	18.093	202 M.AL THANI	15.470	200 T.HASSIBA	15.396	14 208 N.KAPPEN	0:48.863	48.975 (13)
15	219 A.JAWED	18.100	211 A.ELBASSIONY	15.501	219 A.JAWED	15.405	15 211 A.ELBASSIONY	0:48.980	49.011 (14)
16	204 F.TAZI	18.110	222 M.ARRIES	15.528	211 A.ELBASSIONY	15.441	16 213 J.AL NUJAIMAN	0:49.004	49.200 (17)
17	220 D.QUERESHI	18.133	213 J.AL NUJAIMAN	15.537	222 M.ARRIES	15.466	17 219 A.JAWED	0:49.059	49.157 (16)
18	216 F.AL SARHANI	18.134	219 A.JAWED	15.554	208 N.KAPPEN	15.473	18 222 M.ARRIES	0:49.087	49.329 (18)
19	215 S.KUNIMAL	18.156	220 D.QUERESHI	15.621	207 K.NAJJAR	15.490	19 220 D.QUERESHI	0:49.317	49.452 (19)
20	207 K.NAJJAR	18.322	207 K.NAJJAR	15.671	220 D.QUERESHI	15.563	20 207 K.NAJJAR	0:49.483	49.628 (20)
21	212 S.AL-AS'AAD	18.654	212 S.AL-AS'AAD	16.180	212 S.AL-AS'AAD	16.055	21 212 S.AL-AS'AAD	0:50.889	51.039 (21)



JUNIOR MAX

MENA Karting Nations Cup 2024

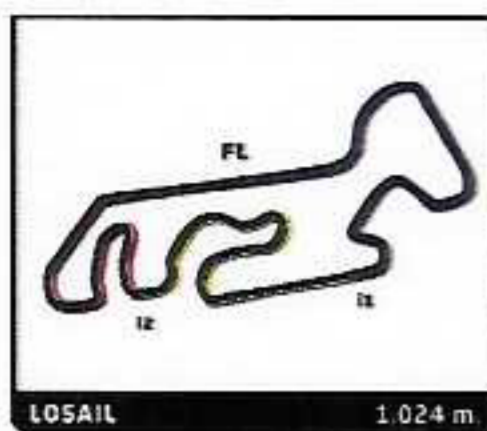
Practice 7

Fastest Lap Sequence

Elapsed	No Driver	Team	Car	Class	Time	Kph	Lap
2:03.135	215 Shonal KUNIMAL		ROTAX 125 Junior MAX	JUNIOR	49.454	74.5	2
2:11.135	210 Roger EL FEGHALI		ROTAX 125 Junior MAX	JUNIOR	48.926	75.3	2
2:11.405	209 Veer CHOPRA		ROTAX 125 Junior MAX	JUNIOR	48.907	75.4	2
2:59.683	210 Roger EL FEGHALI		ROTAX 125 Junior MAX	JUNIOR	48.548	75.9	3
2:59.852	209 Veer CHOPRA		ROTAX 125 Junior MAX	JUNIOR	48.447	76.1	3



MENA KARTING CHAMPIONSHIP NATIONS CUP

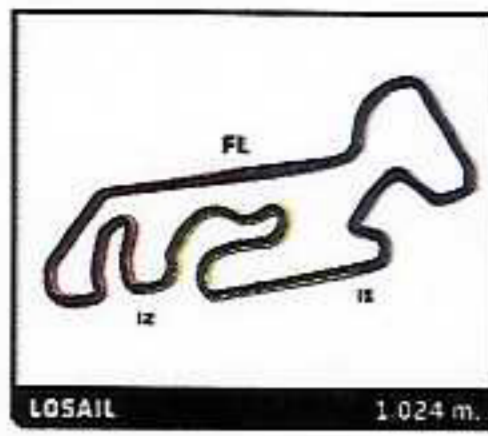


JUNIOR MAX MENA Karting Nations Cup 2024 Practice 7

Sector Analysis

— Invalidated Lap ■ Personal Best ■ Session Best B Crossing the pit lane

Lap	Time	Sector 1	Sector 2	Sector 3	Kph	Elapsed	Lap	Time	Sector 1	Sector 2	Sector 3	Kph	Elapsed
200 Tameem HASSIBA QAT													
ROTAX 125 Junior MAX													
1	1:22.961	48.917	18.208	15.836	44.4	1:22.961	2	50.111	18.568	15.730	15.813	73.6	2:05.467
2	48.926	18.066	15.366	15.494	75.3	2:11.887	3	50.672	18.962	15.507	16.203	72.8	2:56.139
3	48.647	17.889	15.362	15.396	75.8	3:00.534	4	49.208	18.204	15.472	15.532	74.9	3:45.347
4	49.065	18.058	15.584	15.423	75.1	3:49.599	5	49.191	18.208	15.569	15.414	74.9	4:34.538
5	49.605	18.050	16.040	15.515	74.3	4:39.204	6	49.107	18.269	15.283	15.555	75.1	5:23.645
6	48.703	17.714	15.523	15.466	75.7	5:27.907	7	1:12.795B	18.241	15.413	39.141	50.6	6:36.440
7	48.787	17.751	15.539	15.497	75.6	6:16.694	8	59.441	28.748	15.421	15.272	62.0	7:35.881
8	48.884	17.866	15.514	15.504	75.4	7:05.578	9	48.842	18.155	15.259	15.428	75.5	8:24.723
9	49.032	17.969	15.559	15.504	75.2	7:54.610	10	49.346	18.407	15.398	15.541	74.7	9:14.069
10	49.010	17.901	15.509	15.600	75.2	8:43.620	11	49.233	18.295	15.202	15.736	74.9	10:03.302
11	50.500	18.883	16.140	15.477	73.0	9:34.120	12	49.118	18.110	15.524	15.484	75.1	10:52.420
12	1:02.130	19.751	21.680	20.699	59.3	10:36.250	13	49.056	18.213	15.425	15.418	75.1	11:41.476
13	1:14.229B	18.028	15.544	40.657	49.7	11:50.479	14	1:38.564B	20.029	16.438	1:02.097	37.4	13:20.040
14	58.298	27.345	15.335	15.618	63.2	12:48.777							
15	49.019	17.885	15.502	15.632	75.2	13:37.796							
16	49.763	18.618	15.409	15.736	74.1	14:27.559							
17	48.859	17.815	15.611	15.433	75.4	15:16.418							
205 Danyl Sreyer AISSA DZA													
ROTAX 125 Junior MAX													
1	1:23.954	51.743	16.448	15.763	43.9	1:23.954	2	50.580	18.700	15.770	16.110	72.9	2:14.534
2	50.580	18.700	15.770	16.110	72.9	2:14.534	3	49.338	18.317	15.545	15.476	74.7	3:03.872
3	49.338	18.317	15.545	15.476	74.7	3:03.872	4	49.221	18.204	15.570	15.447	74.9	3:53.093
4	49.221	18.204	15.570	15.447	74.9	3:53.093	5	49.210	18.205	15.515	15.490	74.9	4:42.303
5	49.210	18.205	15.515	15.490	74.9	4:42.303	6	48.965	18.163	15.396	15.406	75.3	5:31.268
6	48.965	18.163	15.396	15.406	75.3	5:31.268	7	49.037	18.220	15.466	15.351	75.2	6:20.305
7	49.037	18.220	15.466	15.351	75.2	6:20.305	8	49.016	18.028	15.505	15.483	75.2	7:09.321
8	49.016	18.028	15.505	15.483	75.2	7:09.321	9	49.248	18.202	15.517	15.529	74.9	7:58.569
9	49.248	18.202	15.517	15.529	74.9	7:58.569	10	49.027	18.261	15.378	15.388	75.2	8:47.596
10	49.027	18.261	15.378	15.388	75.2	8:47.596	11	49.249	18.138	15.632	15.479	74.9	9:36.845
11	49.249	18.138	15.632	15.479	74.9	9:36.845	12	49.496	18.125	15.740	15.631	74.5	10:26.341
12	49.496	18.125	15.740	15.631	74.5	10:26.341	13	49.239	18.169	15.562	15.508	74.9	11:15.580
13	49.239	18.169	15.562	15.508	74.9	11:15.580	14	49.340	18.228	15.550	15.562	74.7	12:04.920
14	49.340	18.228	15.550	15.562	74.7	12:04.920	15	49.092	18.140	15.524	15.428	75.1	12:54.012
15	49.092	18.140	15.524	15.428	75.1	12:54.012	16	49.037	18.067	15.480	15.490	75.2	13:43.049
16	49.037	18.067	15.480	15.490	75.2	13:43.049	17	49.176	18.138	15.519	15.519	75.0	14:32.225
17	49.176	18.138	15.519	15.519	75.0	14:32.225	18	49.075	18.081	15.514	15.480	75.1	15:21.300
18	49.075	18.081	15.514	15.480	75.1	15:21.300							
206 Malek MUSTAFA PSE													
ROTAX 125 Junior MAX													
1	1:49.713	1:18.177	15.909	15.627	33.6	1:49.713	2	49.231	18.258	15.596	15.377	74.9	2:38.944
2	49.231	18.258	15.596	15.377	74.9	2:38.944	3	48.989	18.052	15.555	15.382	75.2	3:27.933
3	48.989	18.052	15.555	15.382	75.2	3:27.933	4	48.845	17.960	15.429	15.456	75.5	4:16.778
4	48.845	17.960	15.429	15.456	75.5	4:16.778	5	49.017	18.016	15.559	15.442	75.2	5:05.795
5	49.017	18.016	15.559	15.442	75.2	5:05.795	6	48.843	17.951	15.411	15.481	75.5	5:54.638
6	48.843	17.951	15.411	15.481	75.5	5:54.638	7	48.902	18.009	15.468	15.425	75.4	6:43.540
7	48.902	18.009	15.468	15.425	75.4	6:43.540	8	48.843	17.976	15.328	15.539	75.5	7:32.383
8	48.843	17.976	15.328	15.539	75.5	7:32.383	9	49.126	17.890	15.542	15.694	75.0	8:21.509
9	49.126	17.890	15.542	15.694	75.0	8:21.509	10	57.132	18.936	20.161	18.035	64.5	9:18.641
10	57.132	18.936	20.161	18.035	64.5	9:18.641	11	49.629	18.668	15.541	15.420	74.3	10:08.270
11	49.629	18.668	15.541	15.420	74.3	10:08.270	12	49.709	18.011	15.585	16.113	74.2	10:57.979
12	49.709	18.011	15.585	16.113	74.2	10:57.979	13	1:02.455	22.326	24.185	15.944	59.0	12:00.434
13	1:02.455	22.326	24.185	15.944	59.0	12:00.434	14	48.960	18.137	15.388	15.435	75.3	12:49.394
14	48.960	18.137	15.388	15.435	75.3	12:49.394	15	48.686	17.990	15.303	15.393	75.7	13:38.080
15	48.686	17.990	15.303	15.393	75.7	13:38.080	16	48.801	18.062	15.294	15.445	75.5	14:26.881
16	48.801	18.062	15.294	15.445	75.5	14:26.881	17	48.682	17.974	15.336	15.372	75.7	15:15.563
17	48.682	17.974	15.336	15.372	75.7	15:15.563							
207 Khaled NAJJAR BHR													
ROTAX 125 Junior MAX													
1	1:15.356	43.718	16.016	15.622	48.9	1:15.356							



JUNIOR MAX

MENA Karting Nations Cup 2024

Practice 7

Sector Analysis

— Invalidated Lap ■ Personal Best ■ Session Best B Crossing the pit lane

Lap	Time	Sector 1	Sector 2	Sector 3	Kph	Elapsed	Lap	Time	Sector 1	Sector 2	Sector 3	Kph	Elapsed
1	1:15.238	43.195	16.283	15.760	49.0	1:15.238	1	1:22.209	49.584	16.916	15.709	44.8	1:22.209
2	49.894	18.408	15.857	15.629	73.9	2:05.132	2	48.926	18.111	15.371	15.444	75.3	2:11.135
3	50.012	18.376	15.969	15.667	73.7	2:55.144	3	48.548	17.925	15.330	15.293	75.9	2:59.683
4	49.713	18.433	15.790	15.490	74.2	3:44.857	4	49.503	18.199	16.005	15.299	74.5	3:49.186
5	50.385	18.343	16.426	15.616	73.2	4:35.242	5	49.192	18.268	15.541	15.383	74.9	4:38.378
6	2:17.501 B	18.469	16.066	1:42.966	26.8	6:52.743	6	48.529	17.893	15.263	15.373	76.0	5:26.907
7	1:05.792	33.970	16.126	15.696	56.0	7:58.535	7	48.708	17.963	15.252	15.493	75.7	6:15.615
8	49.781	18.576	15.682	15.523	74.1	8:48.316	8	49.244	17.952	15.890	15.402	74.9	7:04.859
9	49.628	18.323	15.739	15.566	74.3	9:37.944	9	2:18.961 B	18.076	15.303	1:45.582	26.5	9:23.820
10	58.615	18.403	19.853	20.359	62.9	10:36.559	10	56.341	24.070	15.542	16.729	65.4	10:20.161
11	49.912	18.511	15.817	15.584	73.9	11:26.471	11	49.085	18.188	15.518	15.379	75.1	11:09.246
12	50.075	18.329	15.883	15.863	73.6	12:16.546	12	49.206	18.231	15.531	15.444	74.9	11:58.452
13	49.723	18.332	15.760	15.631	74.1	13:06.269	13	48.623	18.005	15.343	15.275	75.8	12:47.075
14	49.697	18.457	15.671	15.569	74.2	13:55.966	14	49.182	18.287	15.491	15.404	75.0	13:36.257
15	49.820	18.322	15.929	15.569	74.0	14:45.786	15	48.707	18.038	15.340	15.329	75.7	14:24.964
16	49.895	18.352	15.819	15.724	73.9	15:35.681	16	49.145	18.199	15.494	15.452	75.0	15:14.109

208 Nathan KAPPEN

ARE
ROTAX 125 Junior MAX

1	1:24.432	49.351	19.216	15.865	43.7	1:24.432
2	50.033	18.463	15.804	15.766	73.7	2:14.465
3	49.181	18.139	15.498	15.544	75.0	3:03.646
4	49.358	18.278	15.511	15.569	74.7	3:53.004
5	48.975	18.016	15.468	15.491	75.3	4:41.979
6	49.031	18.052	15.413	15.566	75.2	5:31.010
7	49.001	18.003	15.514	15.484	75.2	6:20.011
8	49.050	18.035	15.463	15.552	75.2	7:09.061
9	49.038	18.016	15.527	15.495	75.2	7:58.099
10	49.165	18.208	15.484	15.473	75.0	8:47.264
11	49.024	18.008	15.387	15.629	75.2	9:36.288
12	1:00.158	18.172	21.429	20.557	61.3	10:36.446
13	49.530	18.294	15.666	15.570	74.4	11:25.976
14	49.161	18.102	15.531	15.528	75.0	12:15.137
15	1:37.162 B	18.091	15.486	1:03.585	37.9	13:52.299
16	1:00.427	29.362	15.562	15.503	61.0	14:52.726

209 Veer CHOPRA

ARE
ROTAX 125 Junior MAX

1	1:22.498	49.966	16.819	15.713	44.7	1:22.498
2	48.907	18.095	15.360	15.452	75.4	2:11.405
3	48.447	17.914	15.323	15.210	76.1	2:59.852
4	48.972	18.215	15.388	15.369	75.3	3:48.824
5	48.452	17.929	15.223	15.300	76.1	4:37.276
6	48.681	18.107	15.273	15.301	75.7	5:25.957
7	48.860	18.070	15.410	15.380	75.4	6:14.817
8	49.535	18.051	16.081	15.403	74.4	7:04.352
9	48.812	18.029	15.451	15.332	75.5	7:53.164
10	48.789	18.044	15.404	15.341	75.6	8:41.953
11	48.996	18.046	15.483	15.467	75.2	9:30.949
12	48.987	18.122	15.377	15.488	75.3	10:19.936
13	49.022	18.111	15.473	15.438	75.2	11:08.958
14	49.049	18.119	15.454	15.476	75.2	11:58.007
15	48.911	18.112	15.371	15.428	75.4	12:46.918
16	48.959	18.056	15.411	15.492	75.3	13:35.877
17	48.803	18.011	15.414	15.378	75.5	14:24.680
18	49.281	18.264	15.490	15.527	74.8	15:13.961

210 Roger EL FEGHALI

LBN
ROTAX 125 Junior MAX

1	1:22.209	49.584	16.916	15.709	44.8	1:22.209
2	48.926	18.111	15.371	15.444	75.3	2:11.135
3	48.548	17.925	15.330	15.293	75.9	2:59.683
4	49.503	18.199	16.005	15.299	74.5	3:49.186
5	49.192	18.268	15.541	15.383	74.9	4:38.378
6	48.529	17.893	15.263	15.373	76.0	5:26.907
7	48.708	17.963	15.252	15.493	75.7	6:15.615
8	49.244	17.952	15.890	15.402	74.9	7:04.859
9	2:18.961 B	18.076	15.303	1:45.582	26.5	9:23.820
10	56.341	24.070	15.542	16.729	65.4	10:20.161
11	49.085	18.188	15.518	15.379	75.1	11:09.246
12	49.206	18.231	15.531	15.444	74.9	11:58.452
13	48.623	18.005	15.343	15.275	75.8	12:47.075
14	49.182	18.287	15.491	15.404	75.0	13:36.257
15	48.707	18.038	15.340	15.329	75.7	14:24.964
16	49.145	18.199	15.494	15.452	75.0	15:14.109

211 Adam ELBASSIONY

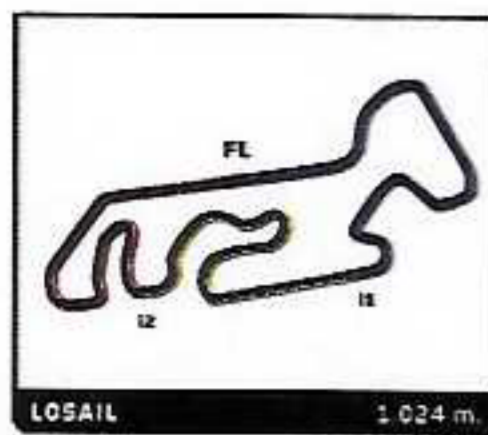
EGY
ROTAX 125 Junior MAX

1	1:23.883	51.215	16.730	15.938	43.9	1:23.883
2	51.156	18.581	15.723	16.852	72.1	2:15.039
3	49.671	18.486	15.545	15.640	74.2	3:04.710
4	49.690	18.126	16.093	15.471	74.2	3:54.400
5	49.694	18.191	15.558	15.945	74.2	4:44.094
6	49.351	18.234	15.554	15.563	74.7	5:33.445
7	49.011	18.038	15.532	15.441	75.2	6:22.456
8	49.391	18.318	15.599	15.474	74.6	7:11.847
9	49.281	18.077	15.501	15.703	74.8	8:01.128
10	49.285	18.087	15.528	15.670	74.8	8:50.413
11	49.293	18.246	15.510	15.537	74.8	9:39.706
12	57.123	18.176	18.687	20.260	64.5	10:36.829
13	49.816	18.479	15.795	15.542	74.0	11:26.645
14	49.812	18.397	15.836	15.579	74.0	12:16.457
15	49.348	18.108	15.549	15.691	74.7	13:05.805
16	49.643	18.305	15.624	15.714	74.3	13:55.448
17	49.285	18.110	15.554	15.621	74.8	14:44.733
18	49.457	18.166	15.653	15.638	74.5	15:34.190

212 Sameeh AL-AS'AAD

JOR
ROTAX 125 Junior MAX

1	1:28.559	55.345	16.800	16.414	41.6	1:28.559
2	51.590	19.021	16.510	16.059	71.5	2:20.149
3	51.039	18.716	16.268	16.055	72.2	3:11.188
4	51.219	18.654	16.323	16.242	72.0	4:02.407
5	51.207	18.842	16.208	16.157	72.0	4:53.614
6	51.289	18.911	16.180	16.198	71.9	5:44.903
7	52.270	19.303	16.234	16.733	70.5	6:37.173
8	52.416	19.063	16.959	16.394	70.3	7:29.589
9	52.051	18.984	16.870	16.197	70.8	8:21.640
10	52.972	19.955	16.643	16.374	69.6	9:14.612
11	51.497	18.901	16.382	16.214	71.6	10:06.109
12	51.399	18.902	16.351	16.146	71.7	10:57.508
13	51.563	18.857	16.265	16.441	71.5	11:49.071
14	51.648	18.937	16.571	16.140	71.4	12:40.719



JUNIOR MAX

MENA Karting Nations Cup 2024

Practice 7

Sector Analysis

— Invalidated Lap ■ Personal Best ■ Session Best ■ Crossing the pit lane

Lap	Time	Sector 1	Sector 2	Sector 3	Kph	Elapsed	Lap	Time	Sector 1	Sector 2	Sector 3	Kph	Elapsed
15	1:55.967B	18.804	16.381	1:20.782	31.8	14:36.686	13	49.037	18.284	15.333	15.420	75.2	11:03.051
16	1:24.152	50.148	16.871	17.133	43.8	16:00.838	14	49.009	18.208	15.372	15.429	75.2	11:52.060

213 Janna AL NUJAIMAN SAU

ROTAX 125 Junior MAX

1	1:15.810	44.107	15.884	15.819	48.6	1:15.810
2	49.982	18.533	15.671	15.778	73.8	2:05.792
3	50.412	18.337	15.598	16.477	73.1	2:56.204
4	49.846	18.509	15.876	15.461	74.0	3:46.050
5	49.560	18.318	15.652	15.590	74.4	4:35.610
6	49.418	18.312	15.537	15.569	74.6	5:25.028
7	49.325	18.254	15.602	15.469	74.7	6:14.353
8	50.675	18.316	16.572	15.787	72.7	7:05.028
9	49.742	18.297	16.063	15.382	74.1	7:54.770
10	49.309	18.235	15.587	15.487	74.8	8:44.079
11	49.200	18.085	15.659	15.456	74.9	9:33.279
12	50.555	18.192	15.576	16.787	72.9	10:23.834
13	49.381	18.327	15.660	15.394	74.7	11:13.215
14	49.662	18.283	15.744	15.635	74.2	12:02.877
15	49.492	18.358	15.718	15.416	74.5	12:52.369
16	49.400	18.281	15.686	15.433	74.6	13:41.769
17	51.504	20.059	15.701	15.744	71.6	14:33.273
18	49.689	18.405	15.628	15.656	74.2	15:22.962

214 Rashid HELAL BHR

ROTAX 125 Junior MAX

1	1:14.595	42.409	16.365	15.821	49.4	1:14.595
2	49.727	18.462	15.745	15.520	74.1	2:04.322
3	49.637	18.348	15.707	15.582	74.3	2:53.959
4	49.180	18.268	15.529	15.383	75.0	3:43.139
5	49.159	18.116	15.623	15.420	75.0	4:32.298
6	49.051	18.086	15.551	15.414	75.2	5:21.349
7	49.190	18.164	15.612	15.414	74.9	6:10.539
8	49.215	18.131	15.555	15.529	74.9	6:59.754
9	49.221	18.219	15.506	15.496	74.9	7:48.975
10	1:57.243B	18.176	15.750	1:23.317	31.4	9:46.218
11	1:00.963	29.724	15.756	15.483	60.5	10:47.181
12	49.260	18.203	15.723	15.334	74.8	11:36.441
13	58.092	20.258	20.234	17.600	63.5	12:34.533
14	49.405	18.391	15.575	15.439	74.6	13:23.938
15	49.171	18.212	15.395	15.564	75.0	14:13.109
16	49.820	18.280	15.522	16.018	74.0	15:02.929

215 Shonal KUNIMAL PSE

ROTAX 125 Junior MAX

1	1:13.681	41.893	16.278	15.510	50.0	1:13.681
2	49.454	18.540	15.552	15.362	74.5	2:03.135
3	49.095	18.275	15.439	15.381	75.1	2:52.230
4	49.185	18.409	15.385	15.391	74.9	3:41.415
5	49.012	18.172	15.355	15.485	75.2	4:30.427
6	49.120	18.263	15.387	15.470	75.0	5:19.547
7	49.155	18.364	15.368	15.423	75.0	6:08.702
8	49.187	18.319	15.438	15.430	74.9	6:57.889
9	49.044	18.323	15.329	15.392	75.2	7:46.933
10	48.912	18.193	15.408	15.311	75.4	8:35.845
11	49.107	18.240	15.440	15.427	75.1	9:24.952
12	49.062	18.276	15.322	15.464	75.1	10:14.014

216 Faisal AL SARHANI OMN

ROTAX 125 Junior MAX

1	1:25.917	54.260	15.987	15.670	42.9	1:25.917
2	49.702	18.598	15.548	15.556	74.2	2:15.619
3	49.266	18.375	15.578	15.313	74.8	3:04.885
4	49.674	18.470	15.803	15.401	74.2	3:54.559
5	49.277	18.370	15.390	15.517	74.8	4:43.836
6	49.018	18.249	15.409	15.360	75.2	5:32.854
7	48.811	18.134	15.468	15.209	75.5	6:21.665
8	48.858	18.149	15.489	15.220	75.5	7:10.523
9	49.417	18.248	15.779	15.390	74.6	7:59.940
10	49.054	18.275	15.390	15.389	75.1	8:48.994
11	50.209	19.252	15.618	15.339	73.4	9:39.203
12	50.100	18.205	16.598	15.297	73.6	10:29.303
13	49.301	18.317	15.458	15.526	74.8	11:18.604
14	49.133	18.260	15.437	15.436	75.0	12:07.737
15	49.084	18.228	15.463	15.393	75.1	12:56.821
16	49.206	18.383	15.455	15.368	74.9	13:46.027
17	49.163	18.359	15.434	15.370	75.0	14:35.190
18	49.123	18.307	15.469	15.347	75.0	15:24.313

217 Nasser NASS BHR

ROTAX 125 Junior MAX

1	1:14.323	42.232	16.331	15.760	49.6	1:14.323
2	49.757	18.589	15.665	15.503	74.1	2:04.080
3	49.515	18.384	15.702	15.429	74.5	2:53.595
4	49.121	18.187	15.568	15.366	75.0	3:42.716
5	49.136	18.281	15.491	15.364	75.0	4:31.852
6	48.969	18.141	15.551	15.277	75.3	5:20.821
7	48.890	18.134	15.429	15.327	75.4	6:09.711
8	48.892	18.106	15.459	15.327	75.4	6:58.603
9	48.713	18.042	15.423	15.248	75.7	7:47.316

218 Riyad YOUSFI MAR

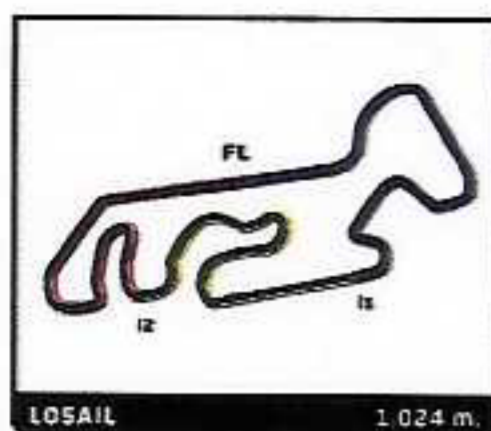
ROTAX 125 Junior MAX

1	7:22.568	6:51.408	15.673	15.487	8.3	7:22.568
2	48.879	18.149	15.377	15.353	75.4	8:11.447
3	48.654	17.999	15.355	15.300	75.8	9:00.101
4	48.571	17.881	15.335	15.355	75.9	9:48.672
5	48.606	17.954	15.317	15.335	75.8	10:37.278
6	50.215	18.284	16.400	15.531	73.4	11:27.493
7	50.201	18.069	15.547	16.585	73.4	12:17.694
8	1:45.552B	17.984	15.435	1:12.133	34.9	14:03.246
9	54.195	23.478	15.303	15.414	68.0	14:57.441
10	48.838	18.010	15.408	15.420	75.5	15:46.279

219 Ahmad Adeel JAWED QAT

ROTAX 125 Junior MAX

1	1:51.009	1:18.912	16.268	15.829	33.2	1:51.009
2	50.063	18.707	15.748	15.608	73.6	2:41.072
3	49.594	18.360	15.762	15.472	74.3	3:30.666
4	49.275	18.225	15.582	15.468	74.8	4:19.941
5	51.261	18.178	15.724	17.359	71.9	5:11.202



JUNIOR MAX

MENA Karting Nations Cup 2024

Practice 7

Sector Analysis

— Invalidated Lap ■ Personal Best ■ Session Best B Crossing the pit lane

Lap	Time	Sector 1	Sector 2	Sector 3	Kph	Elapsed	Lap	Time	Sector 1	Sector 2	Sector 3	Kph	Elapsed
6	1:39.144B	18.759	15.955	1:04.430	37.2	6:50.346							
7	1:05.443	34.133	15.905	15.405	56.3	7:55.789							
8	49.308	18.204	15.611	15.493	74.8	8:45.097							
9	49.180	18.123	15.648	15.409	75.0	9:34.277							
10	49.393	18.181	15.737	15.475	74.6	10:23.670							
11	49.164	18.186	15.554	15.424	75.0	11:12.834							
12	49.157	18.100	15.599	15.458	75.0	12:01.991							
13	49.325	18.126	15.634	15.565	74.7	12:51.316							
14	49.499	18.389	15.636	15.474	74.5	13:40.815							
15	49.273	18.149	15.585	15.539	74.8	14:30.088							

220 Danish QUERESHI

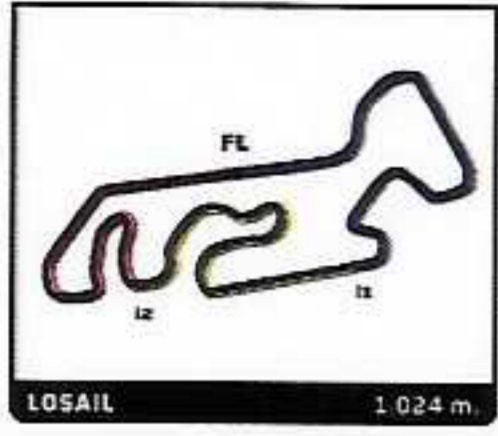
QAT
ROTAX 125 Junior MAX

1	1:33.129	1:01.129	16.183	15.817	39.6	1:33.129
2	49.771	18.337	15.815	15.619	74.1	2:22.900
3	50.521	19.004	15.810	15.707	73.0	3:13.421
4	1:29.653B	18.335	15.694	55.624	41.1	4:43.074
5	1:01.813	30.456	15.623	15.734	59.6	5:44.887
6	50.172	18.570	16.013	15.589	73.5	6:35.059
7	49.682	18.289	15.797	15.596	74.2	7:24.741
8	50.864	18.338	16.954	15.572	72.5	8:15.605
9	51.146	19.334	16.229	15.583	72.1	9:06.751
10	49.817	18.388	15.703	15.726	74.0	9:56.568
11	49.834	18.465	15.621	15.748	74.0	10:46.402
12	49.695	18.231	15.724	15.740	74.2	11:36.097
13	1:56.783B	18.267	15.843	1:22.673	31.6	13:32.880
14	1:03.287	31.958	15.766	15.563	58.2	14:36.167
15	49.452	18.133	15.648	15.671	74.5	15:25.619

222 Mikko ARRIES

QAT
ROTAX 125 Junior MAX


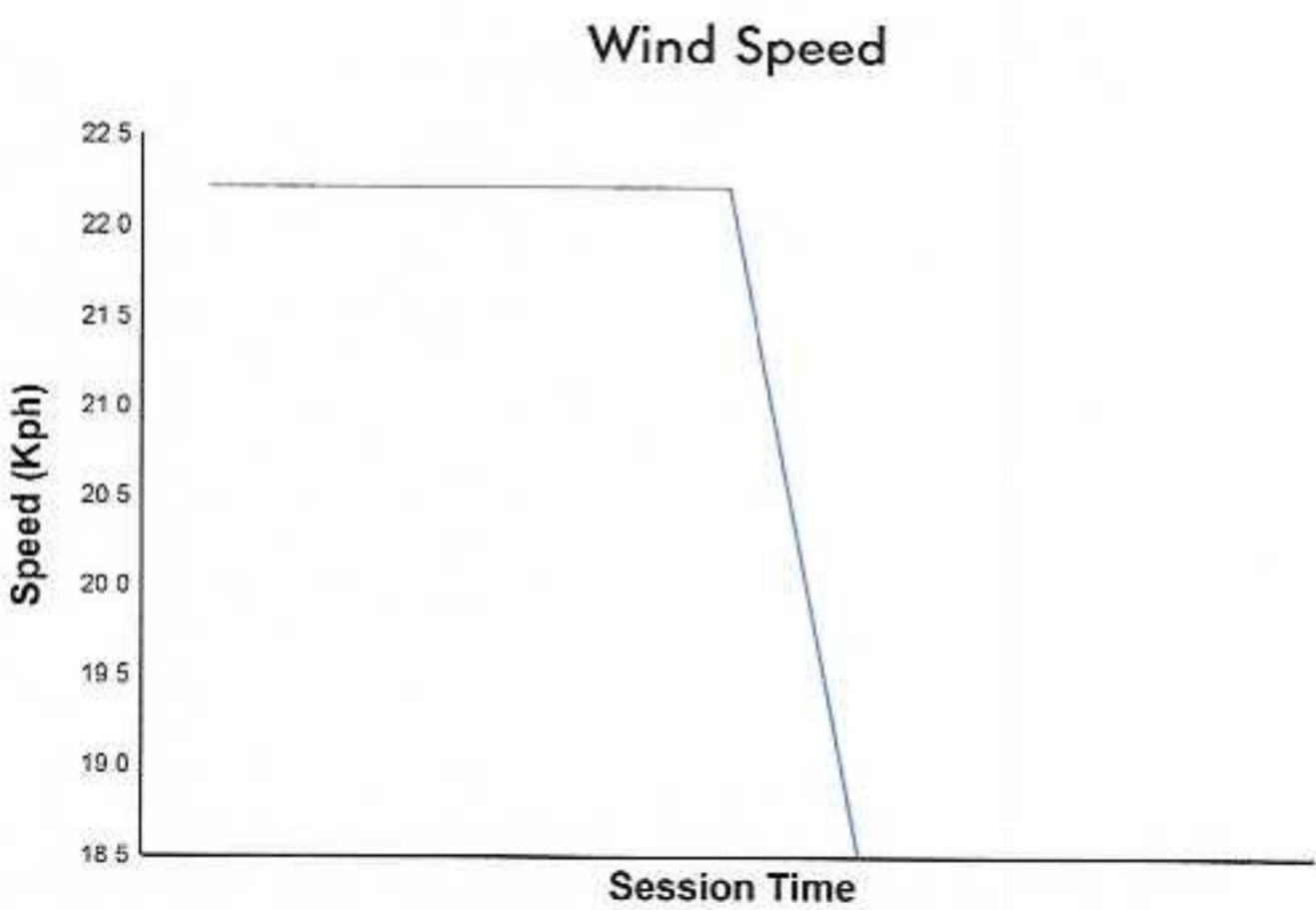
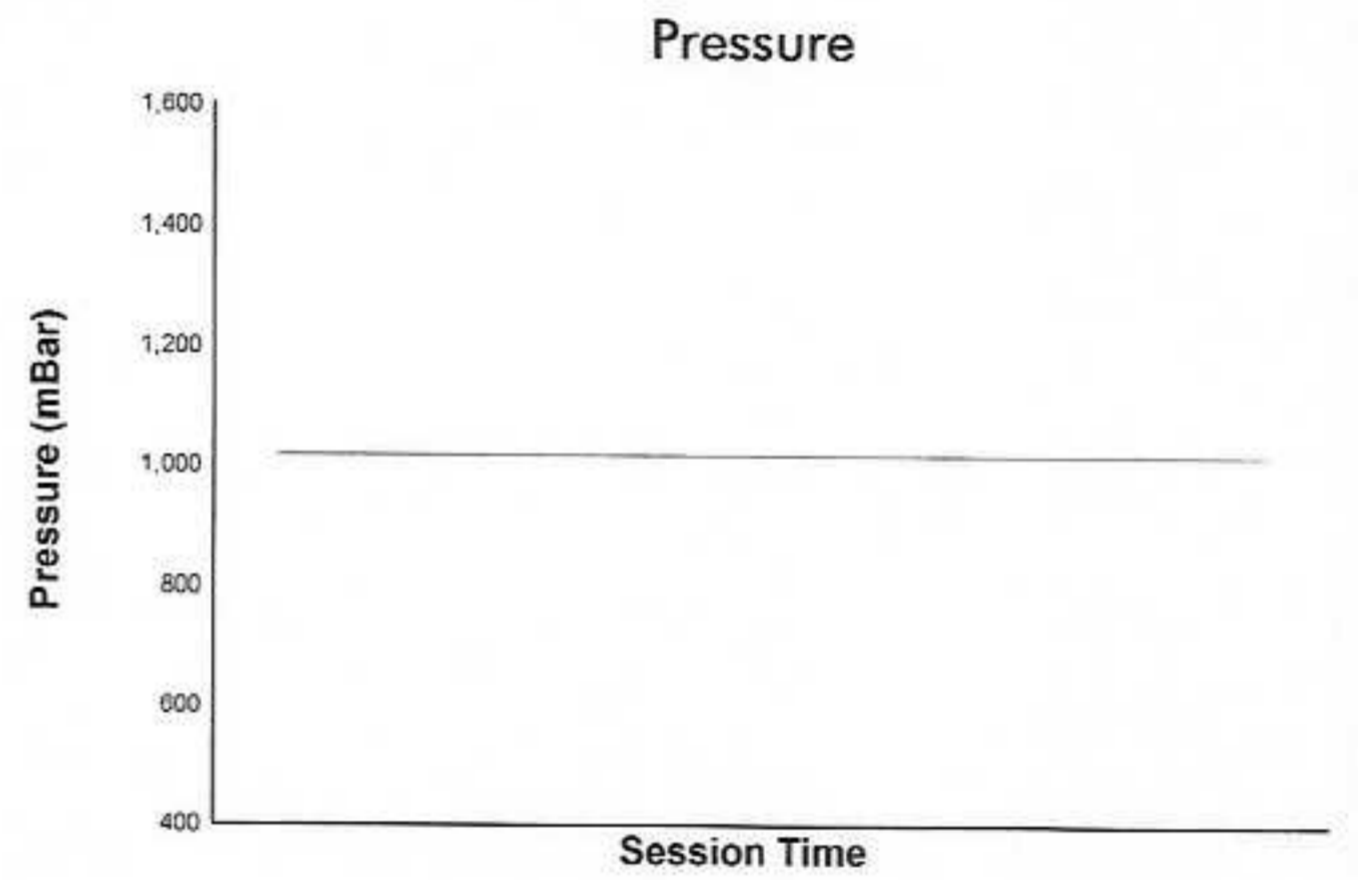
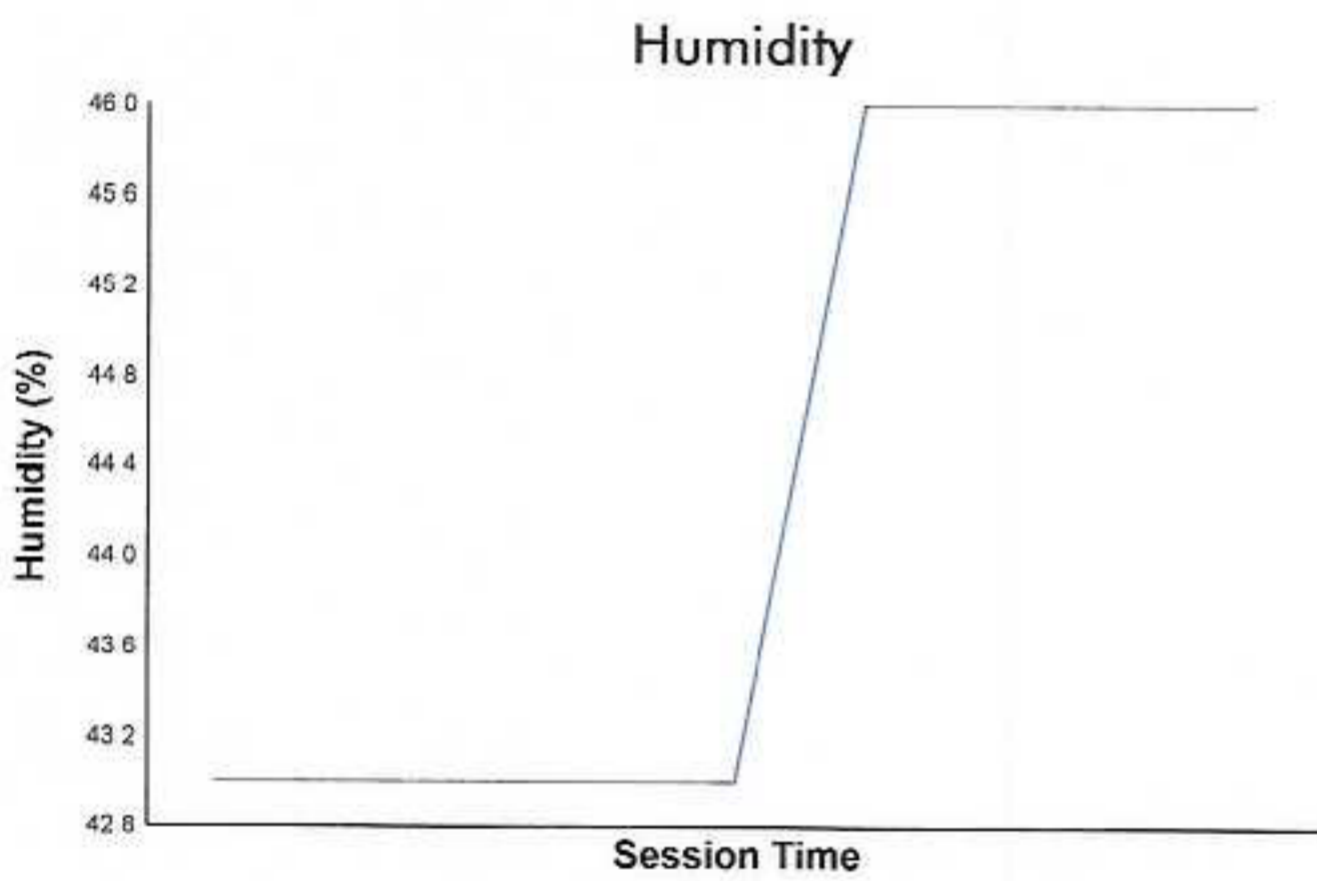
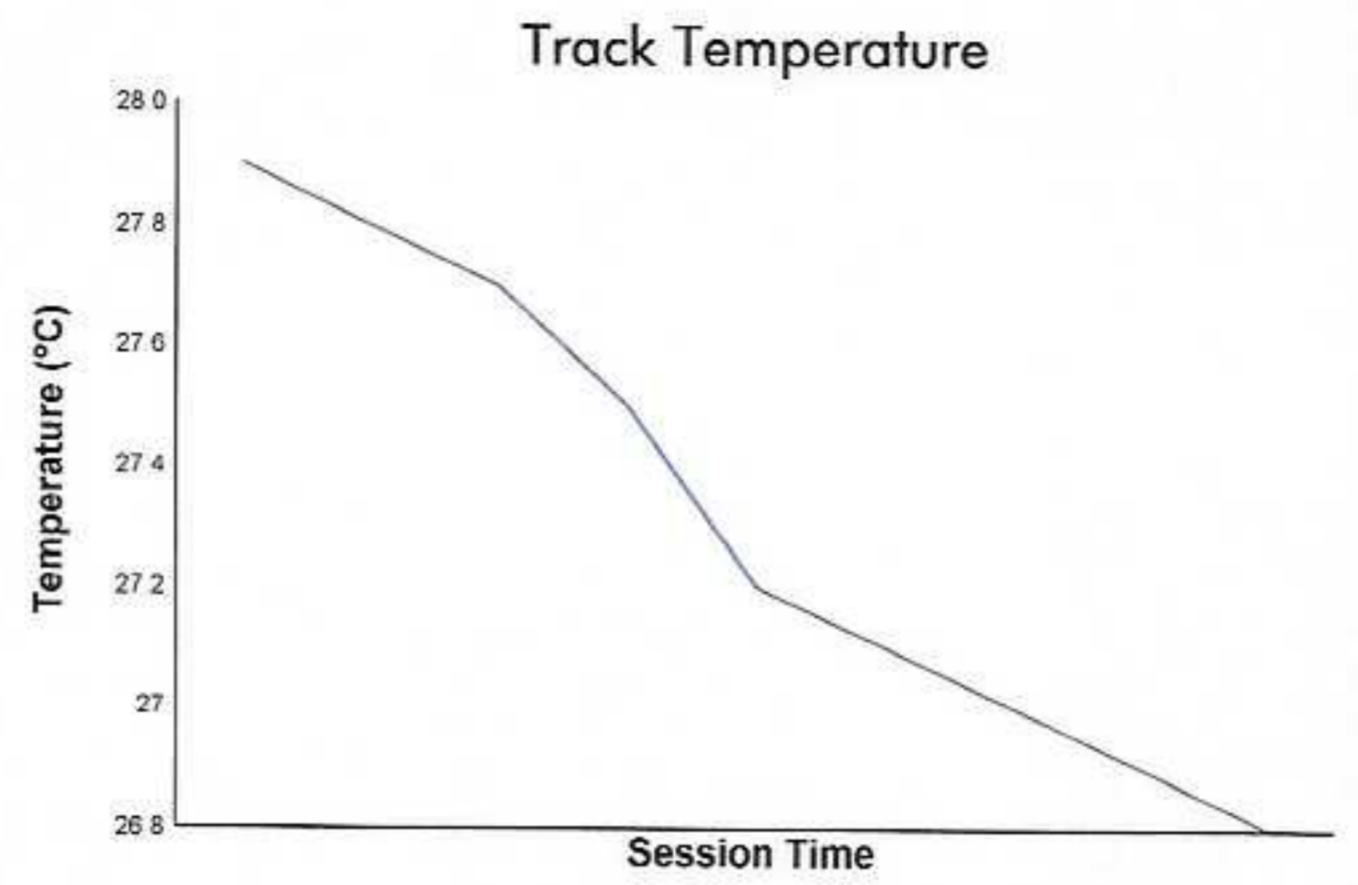
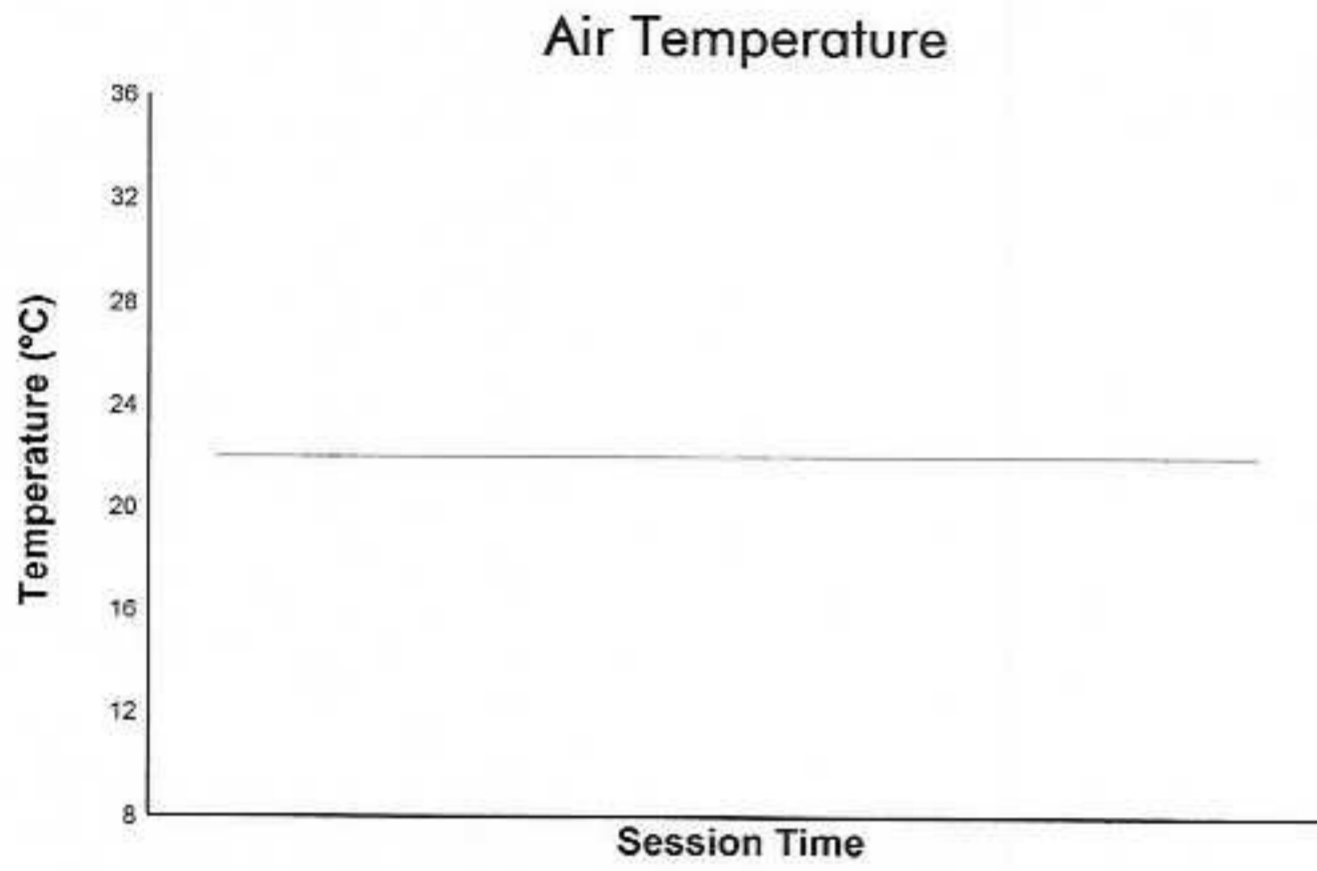
1	1:19.891	47.957	16.105	15.829	46.1	1:19.891
2	49.847	18.563	15.609	15.675	74.0	2:09.738
3	49.584	18.294	15.627	15.663	74.3	2:59.322
4	49.780	18.322	15.593	15.865	74.1	3:49.102
5	50.481	18.234	16.612	15.635	73.0	4:39.583
6	49.348	18.242	15.551	15.555	74.7	5:28.931
7	49.329	18.203	15.571	15.555	74.7	6:18.260
8	49.462	18.093	15.664	15.705	74.5	7:07.722
9	49.368	18.204	15.559	15.605	74.7	7:57.090
10	49.496	18.182	15.848	15.466	74.5	8:46.586
11	49.880	18.202	15.816	15.862	73.9	9:36.466
12	49.723	18.280	15.775	15.668	74.1	10:26.189
13	49.936	18.108	15.645	16.183	73.8	11:16.125
14	49.440	18.218	15.528	15.694	74.6	12:05.565
15	49.611	18.272	15.593	15.746	74.3	12:55.176
16	49.611	18.353	15.747	15.511	74.3	13:44.787
17	49.626	18.247	15.599	15.780	74.3	14:34.413
18	49.516	18.128	15.708	15.680	74.4	15:23.929



MENA Karting Nations Cup 2024

JUNIOR MAX
Practice 7

Weather Report



Track Status: **DRY**