

JUNIOR MAX

MENA Karting Nations Cup 2024

Practice 6

Classification

No	Driver	Nat	Team	Car	Cl.	Time	Lap	Total	Gap	Kph
1	203	Kamil BENCHEKROUN	MAR	ROTAX 125 Junior MAX	JUNIOR	48.296	2	11	-	76.3
2	200	Tameem HASSIBA	QAT	ROTAX 125 Junior MAX	JUNIOR	48.396	4	12	+0.100	76.2
3	206	Malek MUSTAFA	PSE	ROTAX 125 Junior MAX	JUNIOR	48.487	4	17	+0.191	76.0
4	217	Nasser NASS	BHR	ROTAX 125 Junior MAX	JUNIOR	48.547	4	16	+0.251	75.9
5	202	Mohammed AL THANI	QAT	ROTAX 125 Junior MAX	JUNIOR	48.592	3	16	+0.296	75.9
6	204	Faris TAZI	MAR	ROTAX 125 Junior MAX	JUNIOR	48.829	5	9	+0.533	75.5
7	208	Nathan KAPPEN	ARE	ROTAX 125 Junior MAX	JUNIOR	48.875	3	17	+0.579	75.4
8	216	Faisal AL SARHANI	OMN	ROTAX 125 Junior MAX	JUNIOR	48.918	3	18	+0.622	75.4
9	214	Rashid HELAL	BHR	ROTAX 125 Junior MAX	JUNIOR	48.935	2	17	+0.639	75.3
10	215	Shonal KUNIMAL	PSE	ROTAX 125 Junior MAX	JUNIOR	48.946	4	18	+0.650	75.3
11	205	Danyl Sreyer AISSA	DZA	ROTAX 125 Junior MAX	JUNIOR	48.974	7	17	+0.678	75.3
12	209	Veer CHOPRA	ARE	ROTAX 125 Junior MAX	JUNIOR	49.082	6	12	+0.786	75.1
13	210	Roger EL FEGHALI	LBN	ROTAX 125 Junior MAX	JUNIOR	49.120	6	7	+0.824	75.0
14	219	Ahmad Adeel JAWED	QAT	ROTAX 125 Junior MAX	JUNIOR	49.131	3	15	+0.835	75.0
15	218	Riyad YUSFI	MAR	ROTAX 125 Junior MAX	JUNIOR	49.133	4	8	+0.837	75.0
16	211	Adam ELBASSIONY	EGY	ROTAX 125 Junior MAX	JUNIOR	49.387	7	12	+1.091	74.6
17	222	Mikko ARRIES	QAT	ROTAX 125 Junior MAX	JUNIOR	49.390	7	17	+1.094	74.6
18	213	Janna AL NUJAIMAN	SAU	ROTAX 125 Junior MAX	JUNIOR	49.401	13	17	+1.105	74.6
19	207	Khaled NAJJAR	BHR	ROTAX 125 Junior MAX	JUNIOR	49.449	5	16	+1.153	74.5
20	220	Danish QUERESHI	QAT	ROTAX 125 Junior MAX	JUNIOR	49.570	4	16	+1.274	74.4
21	212	Sameeh AL-AS'AAD	JOR	ROTAX 125 Junior MAX	JUNIOR	50.988	4	14	+2.692	72.3
22	201	Nimr AL-QAHTANI	QAT	ROTAX 125 Junior MAX	JUNIOR					

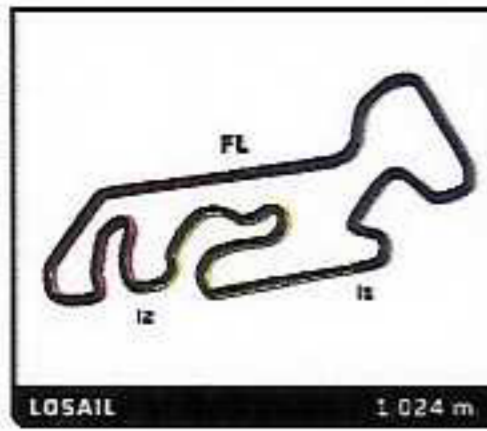
Fastest Lap: Lap 2 | Kamil BENCHEKROUN | 48.296 | 76.3 Kph

Published at:

Track Status: **DRY**

Race Director Mark Horsley 	Timekeeper: Isaac Mulungui 
---	---





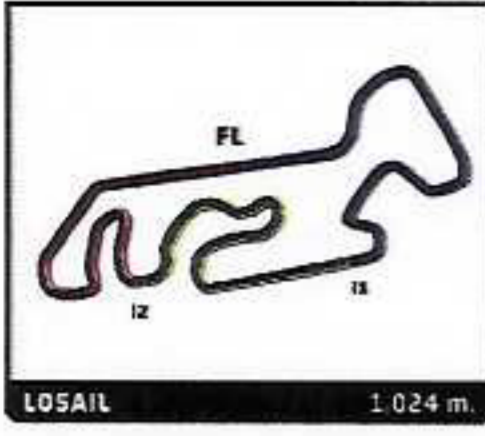
JUNIOR MAX

MENA Karting Nations Cup 2024

Practice 6

Best Sector Times

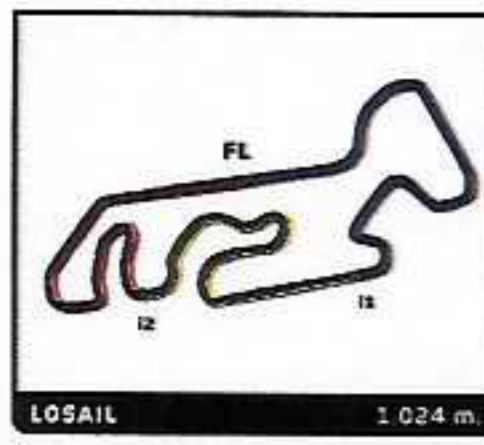
Sector 1			Sector 2			Sector 3			Ideal Lap	Best Lap
Pos	No Driver	Time	No Driver	Time	No Driver	Time	Pos	No Driver		
1	200 T.HASSIBA	17.514	203 K.BENCHEKROUN	15.134	217 N.NASS	15.231	1	200 T.HASSIBA	0:48.224	48.396 (2)
2	206 M.MUSTAFA	17.759	206 M.MUSTAFA	15.314	203 K.BENCHEKROUN	15.241	2	203 K.BENCHEKROUN	0:48.265	48.296 (1)
3	202 M.AL THANI	17.801	204 F.TAZI	15.323	200 T.HASSIBA	15.242	3	206 M.MUSTAFA	0:48.429	48.487 (3)
4	203 K.BENCHEKROUN	17.890	213 J.AL NUJAIMAN	15.362	205 D.AISSA	15.280	4	202 M.AL THANI	0:48.509	48.592 (5)
5	217 N.NASS	17.934	214 R.HELAL	15.364	202 M.AL THANI	15.293	5	217 N.NASS	0:48.530	48.547 (4)
6	208 N.KAPPEN	17.967	217 N.NASS	15.365	216 F.AL SARHANI	15.296	6	215 S.KUNIMAL	0:48.730	48.946 (10)
7	218 R.YUSFI	18.000	215 S.KUNIMAL	15.366	215 S.KUNIMAL	15.341	7	214 R.HELAL	0:48.766	48.935 (9)
8	215 S.KUNIMAL	18.023	208 N.KAPPEN	15.400	204 F.TAZI	15.342	8	208 N.KAPPEN	0:48.770	48.875 (7)
9	214 R.HELAL	18.049	202 M.AL THANI	15.415	214 R.HELAL	15.353	9	204 F.TAZI	0:48.772	48.829 (6)
10	216 F.AL SARHANI	18.056	205 D.AISSA	15.427	206 M.MUSTAFA	15.356	10	216 F.AL SARHANI	0:48.792	48.918 (8)
11	210 R.EL FEGHALI	18.088	218 R.YUSFI	15.431	219 A.JAWED	15.370	11	205 D.AISSA	0:48.830	48.974 (11)
12	204 F.TAZI	18.107	216 F.AL SARHANI	15.440	209 V.CHOPRA	15.399	12	218 R.YUSFI	0:48.877	49.133 (15)
13	205 D.AISSA	18.123	211 A.ELBASSIONY	15.457	208 N.KAPPEN	15.403	13	209 V.CHOPRA	0:48.993	49.082 (12)
14	209 V.CHOPRA	18.126	200 T.HASSIBA	15.468	218 R.YUSFI	15.446	14	210 R.EL FEGHALI	0:49.035	49.120 (13)
15	219 A.JAWED	18.139	209 V.CHOPRA	15.468	210 R.EL FEGHALI	15.469	15	219 A.JAWED	0:49.039	49.131 (14)
16	207 K.NAJJAR	18.161	210 R.EL FEGHALI	15.478	222 M.ARRIES	15.484	16	213 J.AL NUJAIMAN	0:49.075	49.401 (18)
17	222 M.ARRIES	18.170	222 M.ARRIES	15.492	207 K.NAJJAR	15.485	17	222 M.ARRIES	0:49.146	49.390 (17)
18	213 J.AL NUJAIMAN	18.228	219 A.JAWED	15.530	213 J.AL NUJAIMAN	15.485	18	207 K.NAJJAR	0:49.200	49.449 (19)
19	220 D.QUERESHI	18.229	207 K.NAJJAR	15.554	220 D.QUERESHI	15.506	19	211 A.ELBASSIONY	0:49.350	49.387 (16)
20	211 A.ELBASSIONY	18.319	220 D.QUERESHI	15.669	211 A.ELBASSIONY	15.574	20	220 D.QUERESHI	0:49.404	49.570 (20)
21	212 S.AL-AS'AAD	18.731	212 S.AL-AS'AAD	16.043	212 S.AL-AS'AAD	16.047	21	212 S.AL-AS'AAD	0:50.821	50.988 (21)



JUNIOR MAX
MENA Karting Nations Cup 2024
Practice 6

Fastest Lap Sequence

Elapsed	No Driver	Team	Car	Class	Time	Kph	Lap
1:55.634	202 Mohammed AL THANI		ROTAX 125 Junior MAX	JUNIOR	48.830	75.5	2
2:44.226	202 Mohammed AL THANI		ROTAX 125 Junior MAX	JUNIOR	48.592	75.9	3
3:34.088	206 Malek MUSTAFA		ROTAX 125 Junior MAX	JUNIOR	48.487	76.0	4
8:15.134	203 Kamil BENCHEKROUN		ROTAX 125 Junior MAX	JUNIOR	48.296	76.3	2



JUNIOR MAX

MENA Karting Nations Cup 2024

Practice 6

Sector Analysis

— Invalidated Lap ■ Personal Best ■ Session Best B Crossing the pit lane

Lap	Time	Sector 1	Sector 2	Sector 3	Kph	Elapsed
200	Tameem HASSIBA QAT					
ROTAX 125 Junior MAX						
1	6:13.974	5:42.875	15.717	15.382	9.9	6:13.974
2	48.589	17.665	15.682	15.242	75.9	7:02.563
3	49.211	17.968	15.693	15.550	74.9	7:51.774
4	48.396	17.514	15.475	15.407	76.2	8:40.170
5	48.751	17.836	15.538	15.377	75.6	9:28.921
6	48.738	17.723	15.519	15.496	75.6	10:17.659
7	48.972	17.846	15.577	15.549	75.3	11:06.631
8	48.984	17.750	15.643	15.591	75.3	11:55.615
9	48.978	17.853	15.590	15.535	75.3	12:44.593
10	49.189	17.944	15.617	15.628	74.9	13:33.782
11	49.006	17.890	15.592	15.524	75.2	14:22.788
12	48.931	17.867	15.468	15.596	75.3	15:11.719

Lap	Time	Sector 1	Sector 2	Sector 3	Kph	Elapsed
202	Mohammed AL THANI QAT					
ROTAX 125 Junior MAX						
1	1:06.804	35.574	15.835	15.395	55.2	1:06.804
2	48.830	18.068	15.469	15.293	75.5	1:55.634
3	48.592	17.860	15.415	15.317	75.9	2:44.226
4	48.789	17.877	15.466	15.446	75.6	3:33.015
5	48.811	17.801	15.553	15.457	75.5	4:21.826
6	49.153	18.076	15.564	15.513	75.0	5:10.979
7	49.270	17.989	15.704	15.577	74.8	6:00.249
8	51.280	19.342	15.590	16.348	71.9	6:51.529
9	1:09.783	37.010	17.054	15.719	52.8	8:01.312
10	52.817	18.596	15.915	18.306	69.8	8:54.129
11	49.109	18.107	15.559	15.443	75.1	9:43.238
12	1:42.948B	18.310	17.707	1:06.931	35.8	11:26.186
13	1:12.572	33.444	22.354	16.774	50.8	12:38.758
14	49.394	18.145	15.681	15.568	74.6	13:28.152
15	49.120	18.074	15.554	15.492	75.0	14:17.272
16	49.009	17.953	15.573	15.483	75.2	15:06.281

Lap	Time	Sector 1	Sector 2	Sector 3	Kph	Elapsed
203	Kamil BENCHEKROUN MAR					
ROTAX 125 Junior MAX						
1	7:26.838	6:56.060	15.397	15.381	8.2	7:26.838
2	48.296	17.908	15.134	15.254	76.3	8:15.134
3	48.692	18.026	15.309	15.357	75.7	9:03.826
4	48.657	17.984	15.327	15.346	75.8	9:52.483
5	48.623	18.049	15.333	15.241	75.8	10:41.106
6	48.919	18.014	15.466	15.439	75.4	11:30.025
7	48.850	17.990	15.272	15.588	75.5	12:18.875
8	49.214	18.174	15.402	15.638	74.9	13:08.089
9	48.855	17.947	15.344	15.564	75.5	13:56.944
10	49.108	18.202	15.382	15.524	75.1	14:46.052
11	48.727	17.890	15.316	15.521	75.7	15:34.779

Lap	Time	Sector 1	Sector 2	Sector 3	Kph	Elapsed
204	Faris TAZI MAR					
ROTAX 125 Junior MAX						
1	7:28.656	6:57.240	15.782	15.634	8.2	7:28.656
2	49.152	18.348	15.323	15.481	75.0	8:17.808
3	48.852	18.129	15.381	15.342	75.5	9:06.660
4	49.174	18.385	15.418	15.371	75.0	9:55.834
5	48.829	18.107	15.348	15.374	75.5	10:44.663
6	1:05.099B	18.303	15.631	31.165	56.6	11:49.762

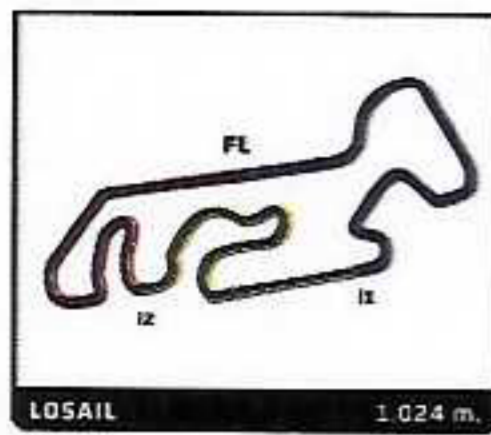
Lap	Time	Sector 1	Sector 2	Sector 3	Kph	Elapsed
7	56.109	25.185	15.403	15.521	65.7	12:45.871
8	49.311	18.438	15.475	15.398	74.8	13:35.182
9	49.189	18.287	15.424	15.478	74.9	14:24.371

Lap	Time	Sector 1	Sector 2	Sector 3	Kph	Elapsed
205	Danyl Sreyer AISSA DZA					
ROTAX 125 Junior MAX						
1	1:12.926	41.227	16.039	15.660	50.5	1:12.926
2	49.699	18.567	15.553	15.579	74.2	2:02.625
3	49.564	18.272	15.528	15.764	74.4	2:52.189
4	49.344	18.202	15.707	15.435	74.7	3:41.533
5	49.010	18.155	15.464	15.391	75.2	4:30.543
6	49.041	18.155	15.517	15.369	75.2	5:19.584
7	48.974	18.127	15.427	15.420	75.3	6:08.558
8	49.174	18.152	15.549	15.473	75.0	6:57.732
9	49.140	18.147	15.533	15.460	75.0	7:46.872
10	49.908	18.479	15.601	15.828	73.9	8:36.780
11	1:33.535B	18.123	15.568	59.844	39.4	10:10.315
12	54.377	23.656	15.441	15.280	67.8	11:04.692
13	49.129	18.226	15.527	15.376	75.0	11:53.821
14	49.490	18.355	15.662	15.473	74.5	12:43.311
15	49.418	18.361	15.592	15.465	74.6	13:32.729
16	49.066	18.185	15.454	15.427	75.1	14:21.795
17	49.099	18.179	15.555	15.365	75.1	15:10.894

Lap	Time	Sector 1	Sector 2	Sector 3	Kph	Elapsed
206	Malek MUSTAFA PSE					
ROTAX 125 Junior MAX						
1	1:07.932	37.105	15.435	15.392	54.3	1:07.932
2	48.917	17.901	15.660	15.356	75.4	1:56.849
3	48.752	17.847	15.513	15.392	75.6	2:45.601
4	48.487	17.759	15.314	15.414	76.0	3:34.088
5	48.810	17.925	15.486	15.399	75.5	4:22.898
6	48.991	18.119	15.428	15.444	75.2	5:11.889
7	48.855	17.837	15.578	15.440	75.5	6:00.744
8	51.391	18.046	15.800	17.545	71.7	6:52.135
9	1:37.537B	17.908	15.547	1:04.082	37.8	8:29.672
10	1:03.921	32.609	15.817	15.495	57.7	9:33.593
11	48.932	17.993	15.390	15.549	75.3	10:22.525
12	48.832	18.030	15.429	15.373	75.5	11:11.357
13	52.272	18.663	15.567	18.042	70.5	12:03.629
14	49.063	18.008	15.489	15.566	75.1	12:52.692
15	49.014	17.965	15.608	15.441	75.2	13:41.706
16	49.392	17.939	15.793	15.660	74.6	14:31.098
17	49.117	18.043	15.476	15.598	75.1	15:20.215

Lap	Time	Sector 1	Sector 2	Sector 3	Kph	Elapsed
207	Khaled NAJJAR BHR					
ROTAX 125 Junior MAX						
1	1:11.017	39.233	16.138	15.646	51.9	1:11.017
2	50.974	18.482	17.007	15.485	72.3	2:01.991
3	49.896	18.248	15.976	15.672	73.9	2:51.887
4	49.925	18.243	16.011	15.671	73.8	3:41.812
5	49.449	18.287	15.554	15.608	74.5	4:31.261
6	49.655	18.247	15.633	15.775	74.2	5:20.916
7	49.735	18.608	15.614	15.513	74.1	6:10.651
8	49.629	18.430	15.659	15.540	74.3	7:00.280
9	2:19.752B	18.390	15.866	1:45.496	26.4	9:20.032
10	58.051	26.244	16.246	15.561	63.5	10:18.083
11	49.928	18.364	15.867	15.697	73.8	11:08.011





JUNIOR MAX

MENA Karting Nations Cup 2024

Practice 6

Sector Analysis

— Invalidated Lap ■ Personal Best ■ Session Best B Crossing the pit lane

Lap	Time	Sector 1	Sector 2	Sector 3	Kph	Elapsed	Lap	Time	Sector 1	Sector 2	Sector 3	Kph	Elapsed
12	50.327	18.627	15.866	15.834	73.2	11:58.338	5	49.810	18.400	15.602	15.808	74.0	9:32.294
13	50.028	18.469	15.810	15.749	73.7	12:48.366	6	49.535	18.434	15.527	15.574	74.4	10:21.829
14	50.231	18.419	15.995	15.817	73.4	13:38.597	7	49.387	18.333	15.457	15.597	74.6	11:11.216
15	50.229	18.708	15.916	15.605	73.4	14:28.826	8	49.661	18.479	15.594	15.588	74.2	12:00.877
16	49.883	18.161	15.931	15.791	73.9	15:18.709	9	49.680	18.392	15.561	15.727	74.2	12:50.557
							10	49.539	18.391	15.560	15.588	74.4	13:40.096
							11	49.704	18.336	15.689	15.679	74.2	14:29.800
							12	49.825	18.380	15.726	15.719	74.0	15:19.625

208 Nathan KAPPEN ARE
ROTAX 125 Junior MAX

1	1:23.585	52.514	15.541	15.530	44.1	1:23.585
2	49.201	18.172	15.532	15.497	74.9	2:12.786
3	48.875	17.967	15.474	15.434	75.4	3:01.661
4	48.954	18.065	15.486	15.403	75.3	3:50.615
5	48.951	18.071	15.420	15.460	75.3	4:39.566
6	49.127	18.065	15.406	15.656	75.0	5:28.693
7	49.007	17.973	15.441	15.593	75.2	6:17.700
8	48.933	17.995	15.491	15.447	75.3	7:06.633
9	49.329	18.159	15.571	15.599	74.7	7:55.962
10	1:58.630B	18.327	15.589	1:24.714	31.1	9:54.592
11	58.475	27.333	15.612	15.530	63.0	10:53.067
12	49.017	18.011	15.400	15.606	75.2	11:42.084
13	49.089	18.162	15.438	15.489	75.1	12:31.173
14	49.193	18.126	15.562	15.505	74.9	13:20.366
15	49.148	18.096	15.427	15.625	75.0	14:09.514
16	49.364	18.262	15.527	15.575	74.7	14:58.878
17	49.217	18.096	15.501	15.620	74.9	15:48.095

212 Sameeh AL-AS'AAD JOR
ROTAX 125 Junior MAX

1	2:27.459	1:52.898	18.106	16.455	25.0	2:27.459
2	51.651	18.848	16.718	16.085	71.4	3:19.110
3	51.230	18.787	16.295	16.148	72.0	4:10.340
4	50.988	18.821	16.043	16.124	72.3	5:01.328
5	51.504	18.935	16.199	16.370	71.6	5:52.832
6	51.313	18.790	16.161	16.362	71.8	6:44.145
7	51.165	18.733	16.204	16.228	72.0	7:35.310
8	2:04.357B	18.893	16.618	1:28.846	29.6	9:39.667
9	1:03.405	30.792	16.494	16.119	58.1	10:43.072
10	51.037	18.731	16.259	16.047	72.2	11:34.109
11	52.006	19.287	16.507	16.212	70.9	12:26.115
12	52.165	19.470	16.399	16.296	70.7	13:18.280
13	51.179	18.751	16.120	16.308	72.0	14:09.459
14	51.932	19.178	16.419	16.335	71.0	15:01.391

209 Veer CHOPRA ARE
ROTAX 125 Junior MAX

1	6:14.516	5:42.695	16.258	15.563	9.8	6:14.516
2	49.220	18.224	15.561	15.435	74.9	7:03.736
3	49.461	18.344	15.692	15.425	74.5	7:53.197
4	49.509	18.126	15.785	15.598	74.5	8:42.706
5	49.521	18.431	15.555	15.535	74.4	9:32.227
6	49.082	18.179	15.468	15.435	75.1	10:21.309
7	49.236	18.283	15.475	15.478	74.9	11:10.545
8	49.356	18.311	15.646	15.399	74.7	11:59.901
9	49.511	18.226	15.695	15.590	74.5	12:49.412
10	49.381	18.294	15.602	15.485	74.7	13:38.793
11	49.344	18.232	15.554	15.558	74.7	14:28.137
12	49.328	18.237	15.550	15.541	74.7	15:17.465

213 Janna AL NUJAIMAN SAU
ROTAX 125 Junior MAX

1	1:12.799	40.836	16.066	15.897	50.6	1:12.799
2	49.643	18.391	15.548	15.704	74.3	2:02.442
3	49.952	18.737	15.511	15.704	73.8	2:52.394
4	49.505	18.259	15.714	15.532	74.5	3:41.899
5	49.463	18.394	15.584	15.485	74.5	4:31.362
6	49.425	18.397	15.362	15.666	74.6	5:20.787
7	49.771	18.372	15.585	15.814	74.1	6:10.558
8	1:32.953B	18.228	15.643	59.082	39.7	7:43.511
9	53.773	22.619	15.667	15.487	68.6	8:37.284
10	49.736	18.344	15.646	15.746	74.1	9:27.020
11	49.807	18.349	15.726	15.732	74.0	10:16.827
12	50.054	18.549	15.967	15.538	73.6	11:06.881
13	49.401	18.332	15.534	15.535	74.6	11:56.282
14	50.596	18.477	16.364	15.755	72.9	12:46.878
15	49.645	18.329	15.721	15.595	74.3	13:36.523
16	49.754	18.349	15.628	15.777	74.1	14:26.277
17	49.562	18.362	15.694	15.506	74.4	15:15.839

210 Roger EL FEGHALI LBN
ROTAX 125 Junior MAX

1	6:12.743	5:41.411	15.734	15.598	9.9	6:12.743
2	49.917	18.561	15.654	15.702	73.9	7:02.660
3	49.715	18.498	15.748	15.469	74.2	7:52.375
4	49.888	18.235	16.034	15.619	73.9	8:42.263
5	49.275	18.296	15.478	15.501	74.8	9:31.538
6	49.120	18.088	15.563	15.469	75.0	10:20.658
7	49.228	18.145	15.533	15.550	74.9	11:09.886

214 Rashid HELAL BHR
ROTAX 125 Junior MAX

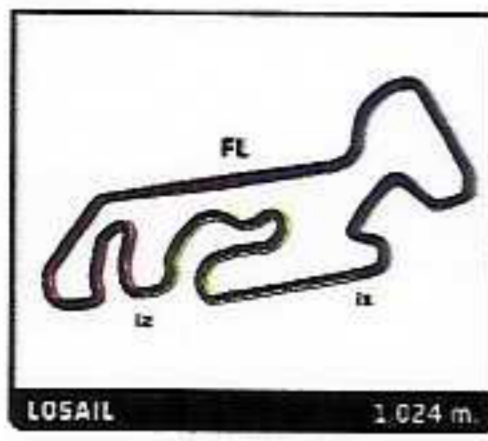
1	1:09.836	38.639	15.711	15.486	52.8	1:09.836
2	48.935	18.218	15.364	15.353	75.3	1:58.771
3	48.976	18.049	15.523	15.404	75.3	2:47.747
4	48.984	18.194	15.383	15.407	75.3	3:36.731
5	49.386	18.345	15.544	15.497	74.6	4:26.117
6	49.597	18.382	15.549	15.666	74.3	5:15.714
7	49.911	18.473	15.801	15.637	73.9	6:05.625
8	1:49.417B	18.548	15.847	1:15.022	33.7	7:55.042
9	56.542	24.678	16.302	15.562	65.2	8:51.584

211 Adam ELBASSIONY EGY
ROTAX 125 Junior MAX

1	6:12.276	5:40.822	15.858	15.596	9.9	6:12.276
2	49.638	18.319	15.730	15.589	74.3	7:01.914
3	49.922	18.409	15.722	15.791	73.8	7:51.836
4	50.648	18.537	16.076	16.035	72.8	8:42.484



MENA KARTING CHAMPIONSHIP NATIONS CUP



JUNIOR MAX MENA Karting Nations Cup 2024 Practice 6

Sector Analysis

— Invalidated Lap ■ Personal Best ■ Session Best B Crossing the pit lane

Lap	Time	Sector 1	Sector 2	Sector 3	Kph	Elapsed	Lap	Time	Sector 1	Sector 2	Sector 3	Kph	Elapsed
10	49.870	18.328	15.760	15.782	73.9	9:41.454	5	48.771	17.934	15.419	15.418	75.6	4:23.393
11	49.656	18.365	15.606	15.685	74.2	10:31.110	6	48.592	17.988	15.365	15.239	75.9	5:11.985
12	53.138	19.781	17.211	16.146	69.4	11:24.248	7	48.992	18.028	15.561	15.403	75.2	6:00.977
13	52.076	19.694	16.516	15.866	70.8	12:16.324	8	48.993	18.024	15.451	15.518	75.2	6:49.970
14	52.667	19.215	17.921	15.531	70.0	13:08.991	9	49.510	18.169	15.554	15.787	74.5	7:39.480
15	49.686	18.378	15.686	15.622	74.2	13:58.677	10	49.273	18.293	15.525	15.455	74.8	8:28.753
16	49.764	18.409	15.781	15.574	74.1	14:48.441	11	1:57.449B	18.198	15.489	1:23.762	31.4	10:26.202
17	50.062	18.224	16.122	15.716	73.6	15:38.503	12	1:08.399	32.202	18.159	18.038	53.9	11:34.601

215 Shonal KUNIMAL PSE
ROTAX 125 Junior MAX

1	1:09.516	38.414	15.726	15.376	53.0	1:09.516
2	49.028	18.266	15.421	15.341	75.2	1:58.544
3	48.996	18.023	15.558	15.415	75.2	2:47.540
4	48.946	18.135	15.371	15.440	75.3	3:36.486
5	49.236	18.346	15.467	15.423	74.9	4:25.722
6	49.026	18.270	15.366	15.390	75.2	5:14.748
7	49.082	18.230	15.459	15.393	75.1	6:03.830
8	48.967	18.160	15.422	15.385	75.3	6:52.797
9	49.151	18.118	15.578	15.455	75.0	7:41.948
10	49.076	18.180	15.442	15.454	75.1	8:31.024
11	49.060	18.151	15.410	15.499	75.1	9:20.084
12	49.074	18.201	15.426	15.447	75.1	10:09.158
13	49.074	18.188	15.471	15.415	75.1	10:58.232
14	49.059	18.172	15.489	15.398	75.1	11:47.291
15	49.162	18.157	15.514	15.491	75.0	12:36.453
16	49.222	18.297	15.488	15.437	74.9	13:25.675
17	49.177	18.239	15.470	15.468	75.0	14:14.852
18	49.204	18.218	15.488	15.498	74.9	15:04.056

216 Faisal AL SARHANI OMN
ROTAX 125 Junior MAX

1	1:11.170	39.822	15.823	15.525	51.8	1:11.170
2	49.875	18.596	15.926	15.353	73.9	2:01.045
3	48.918	18.056	15.566	15.296	75.4	2:49.963
4	49.385	18.395	15.653	15.337	74.6	3:39.348
5	49.452	18.365	15.671	15.416	74.5	4:28.800
6	49.224	18.321	15.607	15.296	74.9	5:18.024
7	49.506	18.319	15.701	15.486	74.5	6:07.530
8	49.705	18.452	15.786	15.467	74.2	6:57.235
9	49.455	18.337	15.636	15.482	74.5	7:46.690
10	49.738	18.360	15.772	15.606	74.1	8:36.428
11	49.247	18.203	15.611	15.433	74.9	9:25.675
12	49.421	18.443	15.575	15.403	74.6	10:15.096
13	49.372	18.257	15.678	15.437	74.7	11:04.468
14	49.226	18.319	15.487	15.420	74.9	11:53.694
15	49.463	18.372	15.587	15.504	74.5	12:43.157
16	49.418	18.318	15.533	15.567	74.6	13:32.575
17	49.044	18.193	15.440	15.411	75.2	14:21.619
18	49.172	18.171	15.518	15.483	75.0	15:10.791

217 Nasser NASS BHR
ROTAX 125 Junior MAX

1	1:07.474	35.954	15.931	15.589	54.6	1:07.474
2	49.787	18.223	16.017	15.547	74.0	1:57.261
3	48.814	18.057	15.366	15.391	75.5	2:46.075
4	48.547	17.950	15.366	15.231	75.9	3:34.622

218 Riyad YUSFI MAR
ROTAX 125 Junior MAX


1	7:28.844	6:57.057	15.811	15.976	8.2	7:28.844
2	51.841	18.758	17.386	15.697	71.1	8:20.685
3	49.312	18.263	15.569	15.480	74.8	9:09.997
4	49.133	18.256	15.431	15.446	75.0	9:59.130
5	49.325	18.108	15.527	15.690	74.7	10:48.455
6	49.289	18.185	15.554	15.550	74.8	11:37.744
7	50.251	19.008	15.642	15.601	73.4	12:27.995
8	51.939	20.670	15.724	15.545	71.0	13:19.934

219 Ahmad Adeel JAWED QAT
ROTAX 125 Junior MAX

1	1:26.722	55.323	15.805	15.594	42.5	1:26.722
2	49.469	18.335	15.709	15.425	74.5	2:16.191
3	49.131	18.231	15.530	15.370	75.0	3:05.322
4	49.275	18.195	15.639	15.441	74.8	3:54.597
5	49.177	18.152	15.566	15.459	75.0	4:43.774
6	49.542	18.239	15.750	15.553	74.4	5:33.316
7	49.382	18.266	15.696	15.420	74.7	6:22.698
8	49.345	18.139	15.683	15.523	74.7	7:12.043
9	49.558	18.277	15.750	15.531	74.4	8:01.601
10	1:55.066B	18.649	16.156	1:20.261	32.0	9:56.667
11	57.007	25.918	15.667	15.422	64.7	10:53.674
12	49.372	18.217	15.591	15.564	74.7	11:43.046
13	49.675	18.316	15.832	15.527	74.2	12:32.721
14	49.708	18.321	15.839	15.548	74.2	13:22.429
15	49.559	18.236	15.718	15.605	74.4	14:11.988

220 Danish QUERESHI QAT
ROTAX 125 Junior MAX

1	1:11.744	40.459	15.779	15.506	51.4	1:11.744
2	50.000	18.315	16.169	15.516	73.7	2:01.744
3	49.692	18.279	15.669	15.744	74.2	2:51.436
4	49.570	18.229	15.694	15.647	74.4	3:41.006
5	53.900	22.291	15.995	15.614	68.4	4:34.906
6	51.132	18.529	16.096	16.507	72.1	5:26.038
7	49.921	18.451	15.724	15.746	73.8	6:15.959
8	49.697	18.301	15.758	15.638	74.2	7:05.656
9	50.047	18.267	16.054	15.726	73.7	7:55.703
10	50.169	18.404	16.139	15.626	73.5	8:45.872
11	49.817	18.404	15.769	15.644	74.0	9:35.689
12	49.928	18.384	15.849	15.695	73.8	10:25.617
13	2:08.114B	18.394	15.998	1:33.722	28.8	12:33.731



JUNIOR MAX

MENA Karting Nations Cup 2024

Practice 6

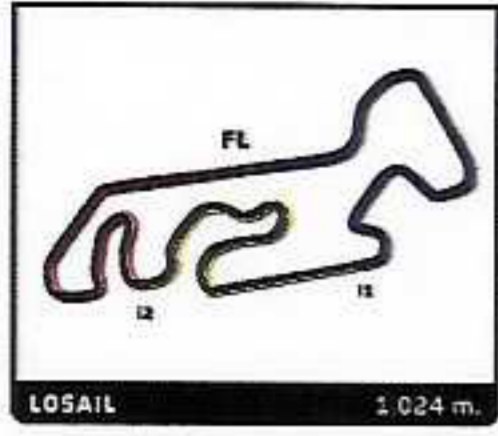
Sector Analysis

— Invalidated Lap ■ Personal Best ■ Session Best B Crossing the pit lane

Lap	Time	Sector 1	Sector 2	Sector 3	Kph	Elapsed	Lap	Time	Sector 1	Sector 2	Sector 3	Kph	Elapsed
14	1:01.168	29.717	15.792	15.659	60.3	13:34.899							
15	50.562	18.383	16.471	15.708	72.9	14:25.461							
16	49.869	18.327	15.790	15.752	73.9	15:15.330							

222 Mikko ARRIES QAT
ROTAX 125 Junior MAX

1	1:17.376	45.403	16.078	15.895	47.6	1:17.376
2	49.600	18.412	15.492	15.696	74.3	2:06.976
3	49.543	18.267	15.611	15.665	74.4	2:56.519
4	49.410	18.170	15.621	15.619	74.6	3:45.929
5	50.323	18.974	15.784	15.565	73.3	4:36.252
6	49.460	18.234	15.679	15.547	74.5	5:25.712
7	49.390	18.280	15.626	15.484	74.6	6:15.102
8	49.537	18.315	15.607	15.615	74.4	7:04.639
9	49.615	18.305	15.709	15.601	74.3	7:54.254
10	50.188	18.785	15.748	15.655	73.5	8:44.442
11	49.955	18.338	15.785	15.832	73.8	9:34.397
12	49.408	18.227	15.564	15.617	74.6	10:23.805
13	1:43.305 B	18.311	15.723	1:09.271	35.7	12:07.110
14	1:03.170	31.385	16.065	15.720	58.4	13:10.280
15	49.832	18.355	15.752	15.725	74.0	14:00.112
16	49.720	18.340	15.745	15.635	74.1	14:49.832
17	49.643	18.286	15.619	15.738	74.3	15:39.475

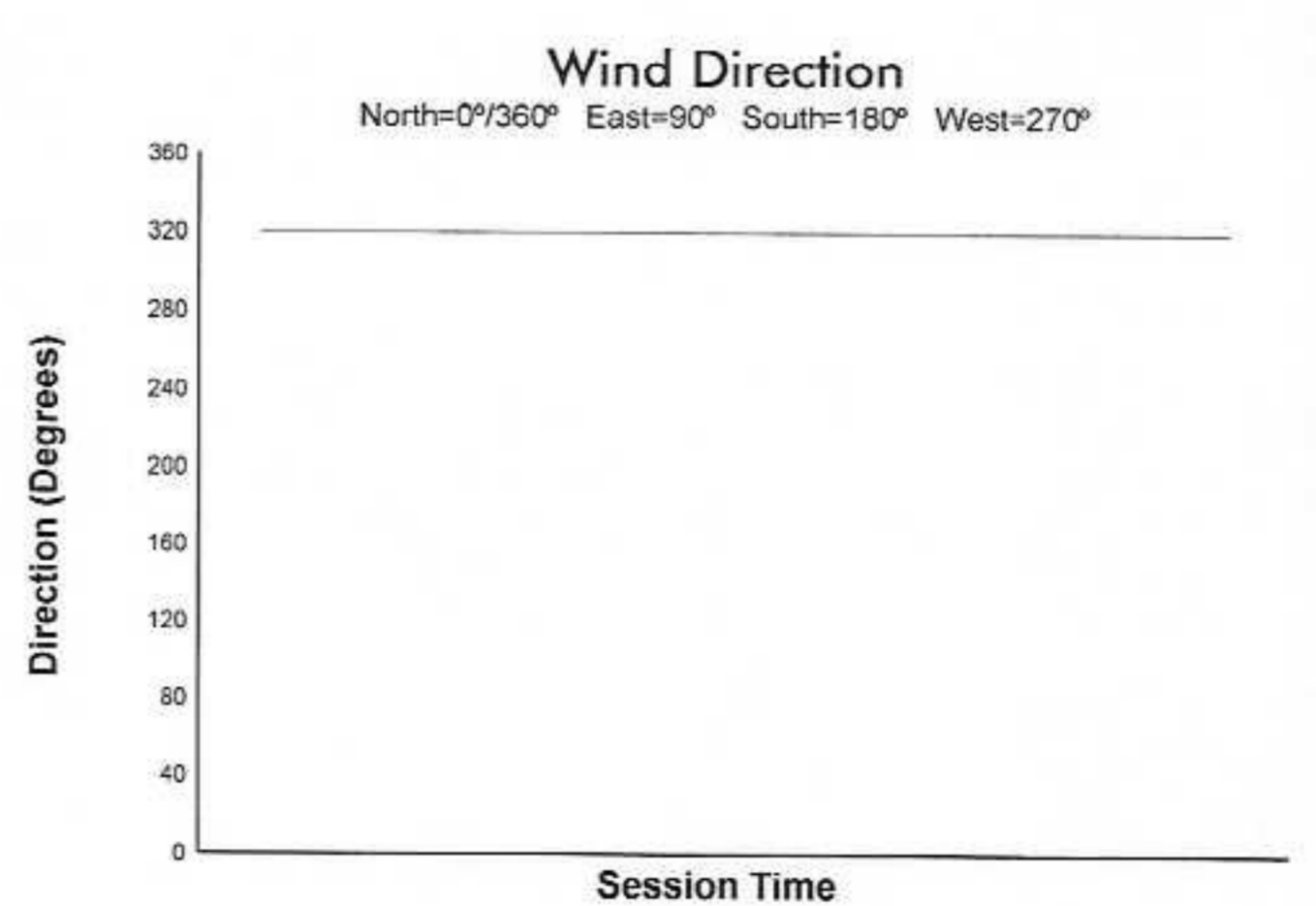
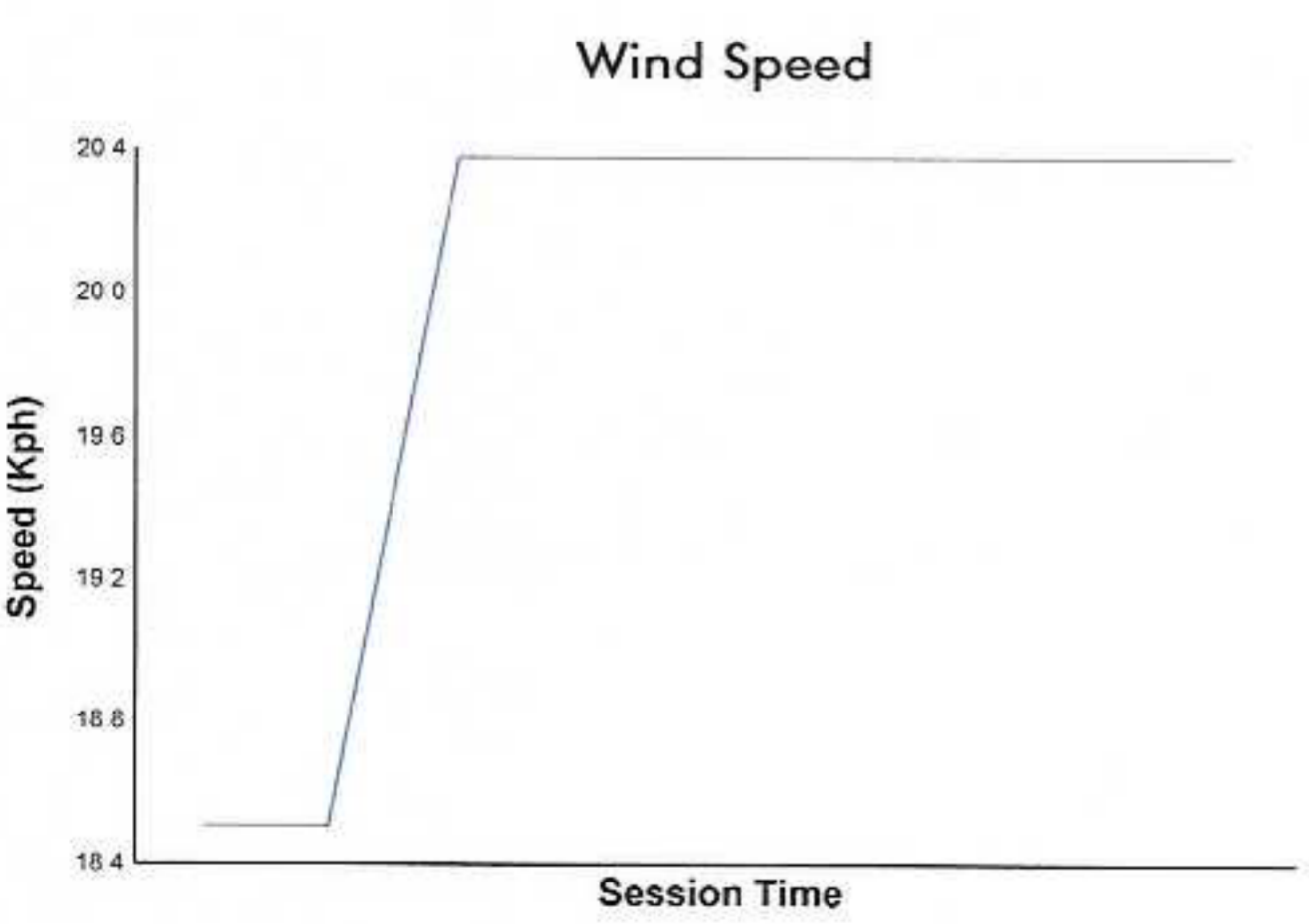
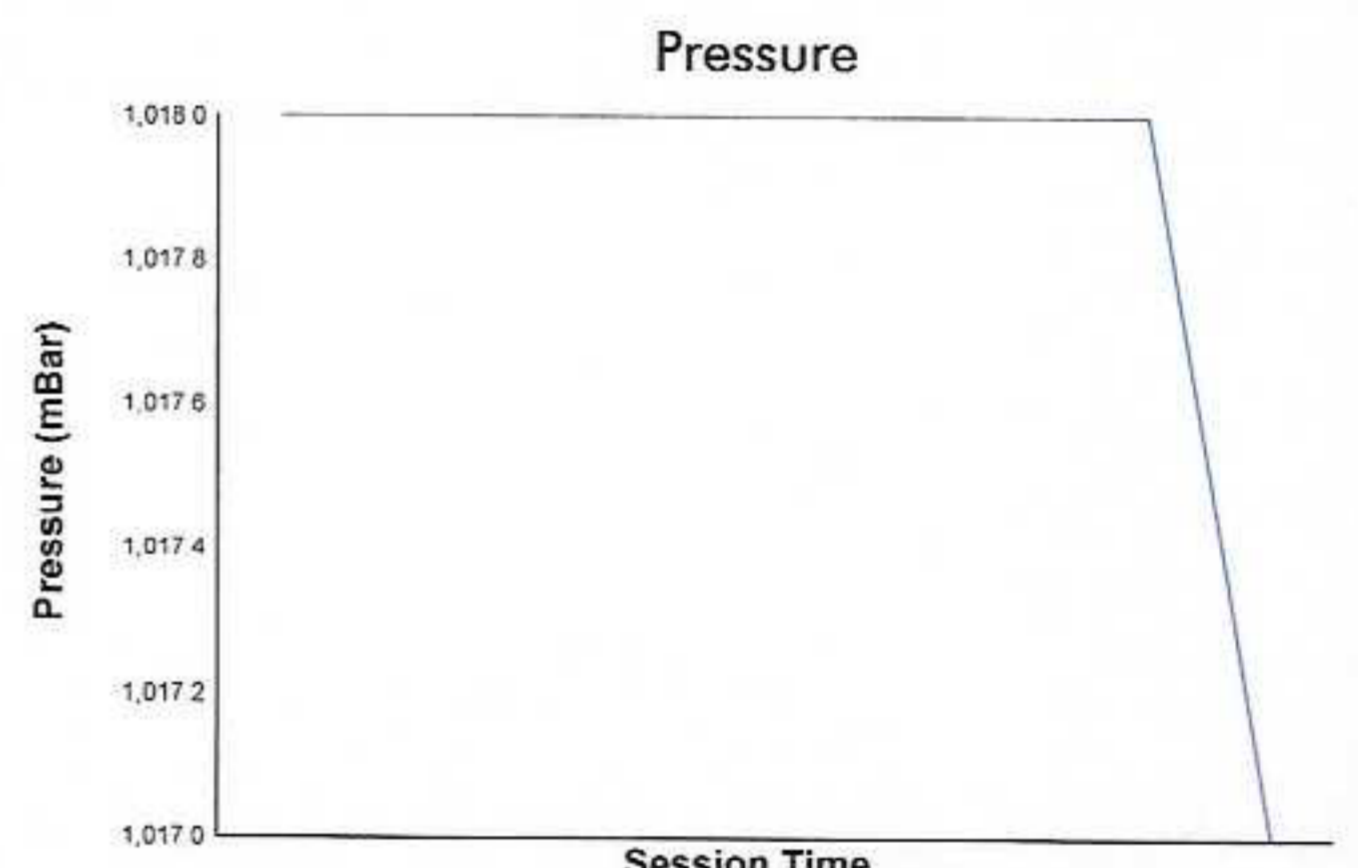
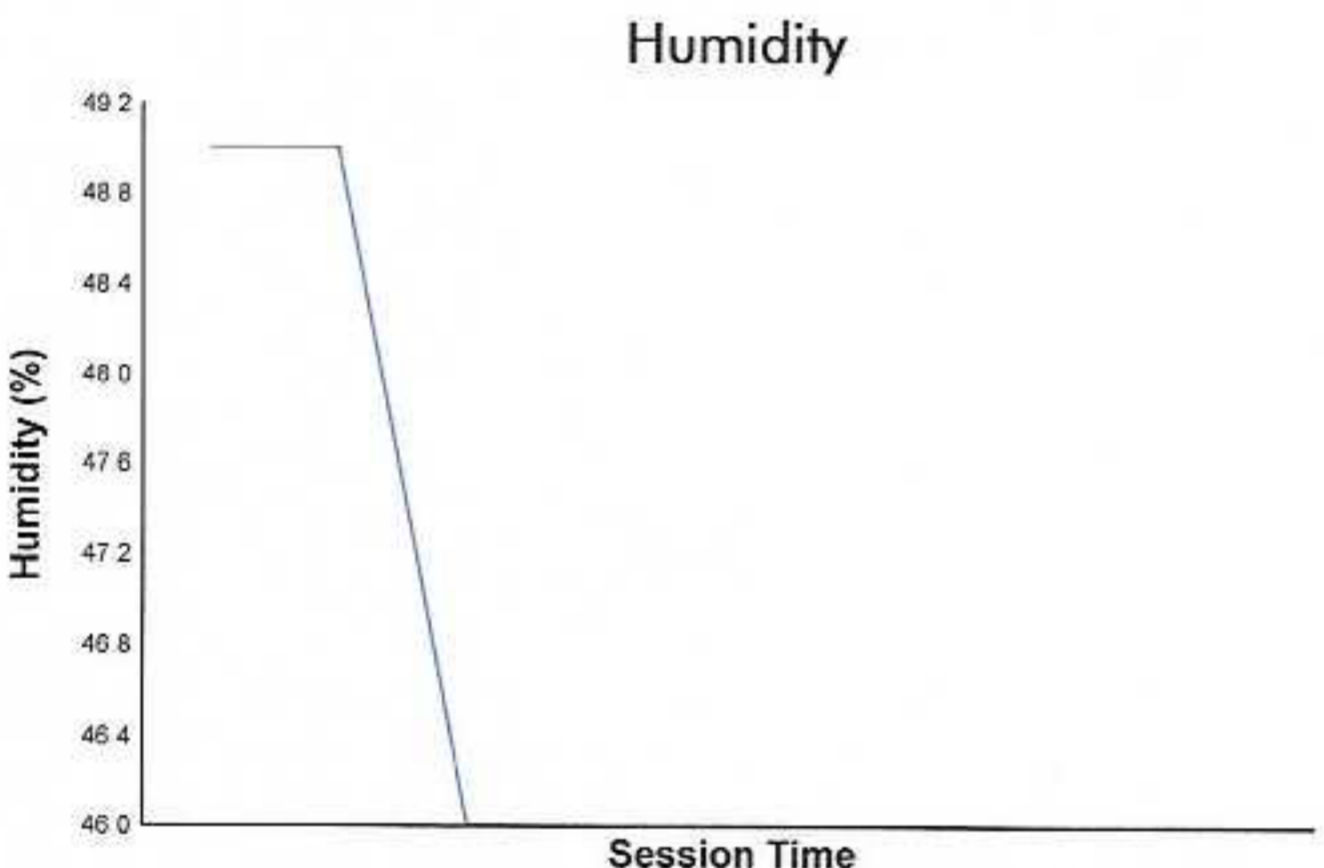
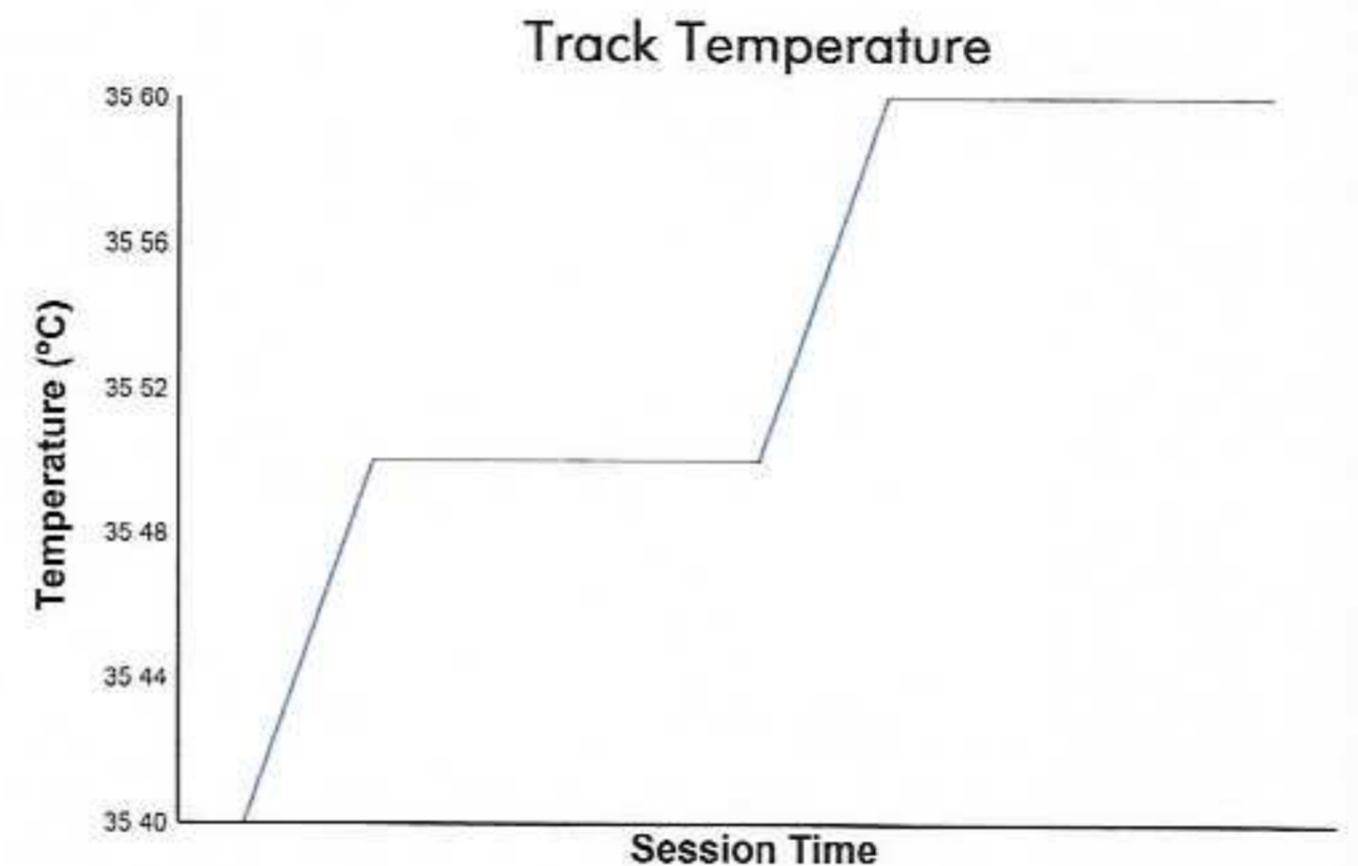
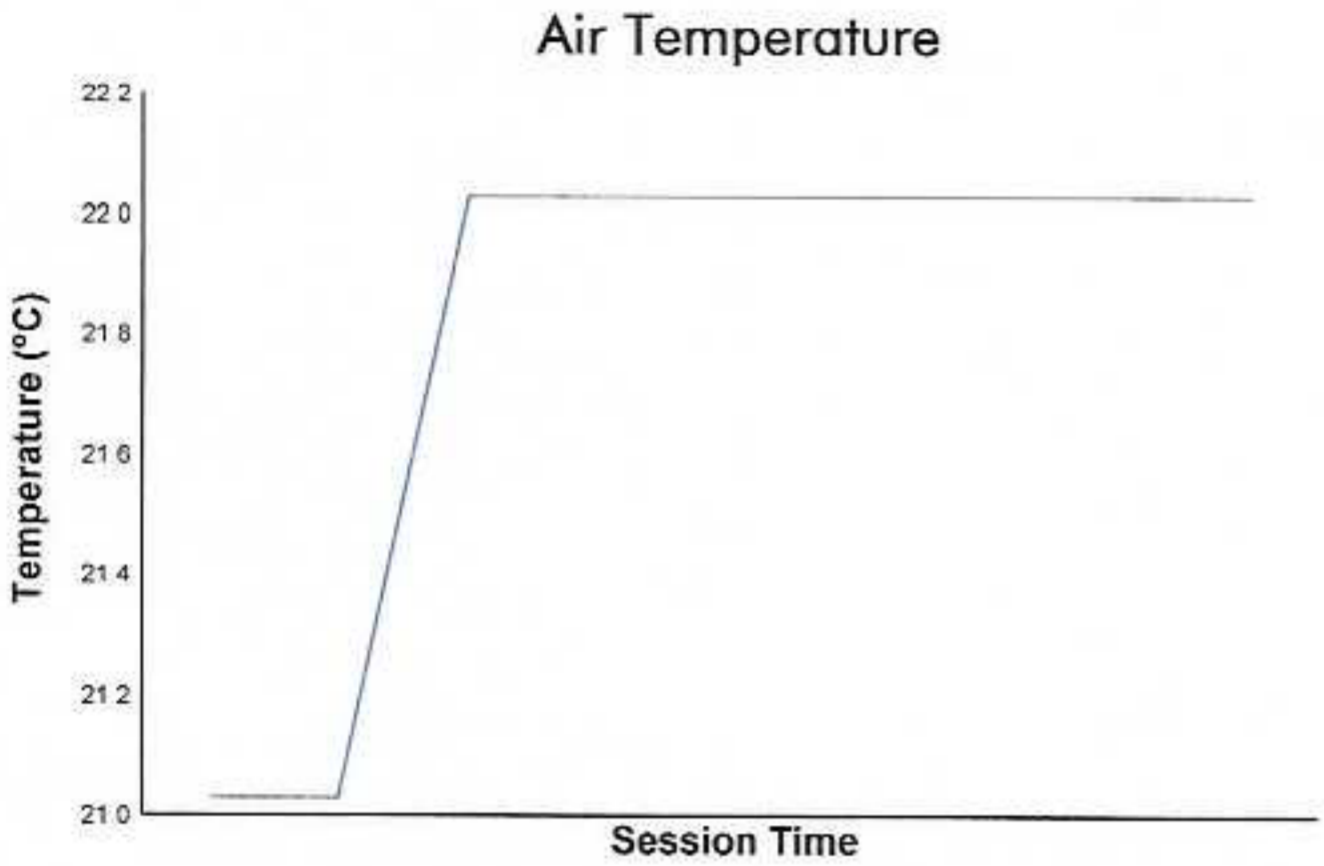


MENA Karting Nations Cup 2024

JUNIOR MAX

Practice 6

Weather Report



Track Status: **DRY**

