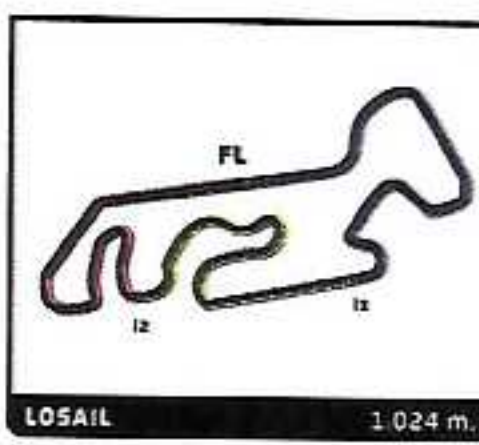




MENA KARTING CHAMPIONSHIP NATIONS CUP



JUNIOR MAX MENA Karting Nations Cup 2024 Practice 2



Classification

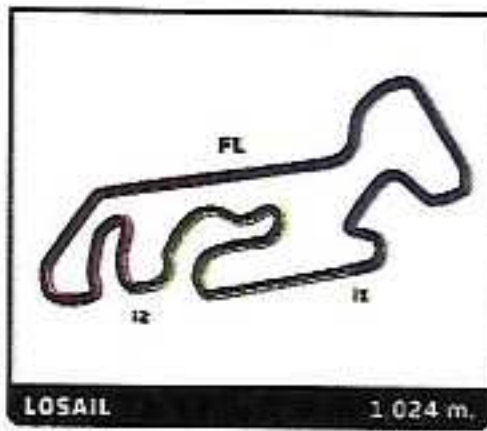
No	Driver	Nat	Team	Car	Cl.	Time	Lap	Total	Gap	Kph
1	206 Malek MUSTAFA	PSE		ROTAX 125 Junior MAX	JUNIOR	49.336	3	16	-	74.7
2	210 Roger EL FEGHALI	LBN		ROTAX 125 Junior MAX	JUNIOR	49.423	9	16	+0.087	74.6
3	209 Veer CHOPRA	ARE		ROTAX 125 Junior MAX	JUNIOR	49.453	4	16	+0.117	74.5
4	200 Tameem HASSIBA	QAT		ROTAX 125 Junior MAX	JUNIOR	49.456	13	15	+0.120	74.5
5	218 Riyad YUSFI	MAR		ROTAX 125 Junior MAX	JUNIOR	49.537	13	15	+0.201	74.4
6	202 Mohammed AL THANI	QAT		ROTAX 125 Junior MAX	JUNIOR	49.546	8	14	+0.210	74.4
7	217 Nasser NASS	BHR		ROTAX 125 Junior MAX	JUNIOR	49.654	6	14	+0.318	74.2
8	203 Kamil BENCHEKROUN	MAR		ROTAX 125 Junior MAX	JUNIOR	49.736	4	15	+0.400	74.1
9	208 Nathan KAPPEN	ARE		ROTAX 125 Junior MAX	JUNIOR	49.759	5	14	+0.423	74.1
10	205 Danyl Sreyer AISSA	DZA		ROTAX 125 Junior MAX	JUNIOR	49.785	14	15	+0.449	74.0
11	211 Adam ELBASSIONY	EGY		ROTAX 125 Junior MAX	JUNIOR	49.805	14	15	+0.469	74.0
12	222 Mikko ARRIES	QAT		ROTAX 125 Junior MAX	JUNIOR	49.954	6	15	+0.618	73.8
13	215 Shonal KUNIMAL	PSE		ROTAX 125 Junior MAX	JUNIOR	49.960	10	15	+0.624	73.8
14	216 Faisal AL SARHANI	OMN		ROTAX 125 Junior MAX	JUNIOR	50.010	6	14	+0.674	73.7
15	201 Nimr AL-QAHTANI	QAT		ROTAX 125 Junior MAX	JUNIOR	50.057	13	16	+0.721	73.6
16	204 Faris TAZI	MAR		ROTAX 125 Junior MAX	JUNIOR	50.132	6	14	+0.796	73.5
17	220 Danish QUERESHI	QAT		ROTAX 125 Junior MAX	JUNIOR	50.305	6	15	+0.969	73.3
18	214 Rashid HELAL	BHR		ROTAX 125 Junior MAX	JUNIOR	50.349	6	14	+1.013	73.2
19	219 Ahmad Adeel JAWED	QAT		ROTAX 125 Junior MAX	JUNIOR	50.408	10	12	+1.072	73.1
20	213 Janna AL NUJAIMAN	SAU		ROTAX 125 Junior MAX	JUNIOR	50.503	5	15	+1.167	73.0
21	207 Khaled NAJJAR	BHR		ROTAX 125 Junior MAX	JUNIOR	50.601	4	4	+1.265	72.9
22	212 Sameeh AL-AS'AAD	JOR		ROTAX 125 Junior MAX	JUNIOR	52.796	2	10	+3.460	69.8

Fastest Lap: Lap 3 Malek MUSTAFA 49.336 74.7 Kph

Published at:

Track Status: **DRY**

Race Director Mark Horsley 	Timekeeper: Isaac Mulungui 
---	---



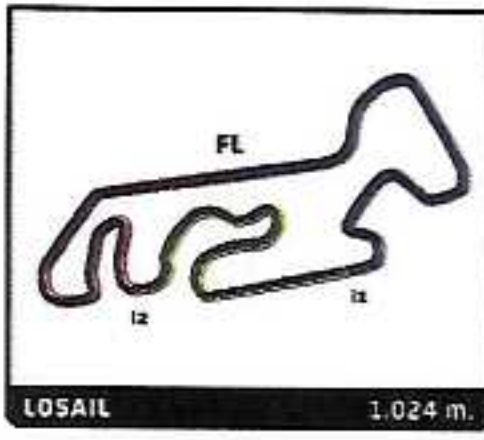
JUNIOR MAX

MENA Karting Nations Cup 2024

Practice 2

Best Sector Times

Sector 1			Sector 2			Sector 3			Ideal Lap	Best Lap
Pos	No Driver	Time	No Driver	Time	No Driver	Time	Pos	No Driver		
1	200 T.HASSIBA	18.033	208 N.KAPPEN	15.366	209 V.CHOPRA	15.419	1	210 R.EL FEGHALI	0:49.221	49.423 (2)
2	206 M.MUSTAFA	18.182	210 R.EL FEGHALI	15.443	201 N.AL-QAHTANI	15.427	2	206 M.MUSTAFA	0:49.249	49.336 (1)
3	202 M.AL THANI	18.229	217 N.NASS	15.486	202 M.AL THANI	15.477	3	200 T.HASSIBA	0:49.271	49.456 (4)
4	210 R.EL FEGHALI	18.295	218 R.YUSFI	15.504	210 R.EL FEGHALI	15.483	4	209 V.CHOPRA	0:49.277	49.453 (3)
5	208 N.KAPPEN	18.319	209 V.CHOPRA	15.504	206 M.MUSTAFA	15.514	5	202 M.AL THANI	0:49.309	49.546 (6)
6	211 A.ELBASSIONY	18.345	206 M.MUSTAFA	15.553	216 F.AL SARHANI	15.515	6	208 N.KAPPEN	0:49.371	49.759 (9)
7	209 V.CHOPRA	18.354	200 T.HASSIBA	15.572	218 R.YUSFI	15.567	7	218 R.YUSFI	0:49.454	49.537 (5)
8	218 R.YUSFI	18.383	203 K.BENCHEKROUH	15.575	203 K.BENCHEKROUH	15.571	8	211 A.ELBASSIONY	0:49.519	49.805 (11)
9	203 K.BENCHEKROUH	18.434	211 A.ELBASSIONY	15.598	211 A.ELBASSIONY	15.576	9	217 N.NASS	0:49.572	49.654 (7)
10	217 N.NASS	18.477	202 M.AL THANI	15.603	205 D.AISSA	15.580	10	203 K.BENCHEKROUH	0:49.580	49.736 (8)
11	222 M.ARRIES	18.486	205 D.AISSA	15.638	217 N.NASS	15.609	11	201 N.AL-QAHTANI	0:49.675	50.057 (15)
12	201 N.AL-QAHTANI	18.488	204 F.TAZI	15.650	215 S.KUNIMAL	15.619	12	205 D.AISSA	0:49.718	49.785 (10)
13	205 D.AISSA	18.500	222 M.ARRIES	15.672	204 F.TAZI	15.660	13	222 M.ARRIES	0:49.838	49.954 (12)
14	215 S.KUNIMAL	18.568	215 S.KUNIMAL	15.683	200 T.HASSIBA	15.666	14	216 F.AL SARHANI	0:49.855	50.010 (14)
15	220 D.QUERESHI	18.577	214 R.HELAL	15.731	213 J.AL NUJAIMAN	15.675	15	215 S.KUNIMAL	0:49.870	49.960 (13)
16	216 F.AL SARHANI	18.604	216 F.AL SARHANI	15.736	222 M.ARRIES	15.680	16	214 R.HELAL	0:50.106	50.349 (18)
17	213 J.AL NUJAIMAN	18.682	201 N.AL-QAHTANI	15.760	208 N.KAPPEN	15.686	17	204 F.TAZI	0:50.118	50.132 (16)
18	214 R.HELAL	18.684	220 D.QUERESHI	15.771	214 R.HELAL	15.691	18	213 J.AL NUJAIMAN	0:50.155	50.503 (20)
19	219 A.JAWED	18.702	213 J.AL NUJAIMAN	15.798	219 A.JAWED	15.692	19	220 D.QUERESHI	0:50.159	50.305 (17)
20	207 K.NAJJAR	18.732	219 A.JAWED	15.859	220 D.QUERESHI	15.811	20	219 A.JAWED	0:50.253	50.408 (19)
21	204 F.TAZI	18.808	207 K.NAJJAR	15.948	207 K.NAJJAR	15.921	21	207 K.NAJJAR	0:50.601	50.601 (21)
22	212 S.AL-ASAAD	19.666	212 S.AL-ASAAD	16.433	212 S.AL-ASAAD	16.526	22	212 S.AL-ASAAD	0:52.625	52.796 (22)



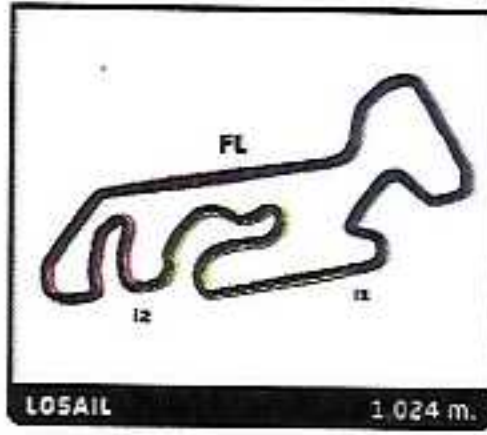
JUNIOR MAX
MENA Karting Nations Cup 2024
Practice 2

Fastest Lap Sequence

Elapsed	No Driver	Team	Car	Class	Time	Kph	Lap
1:53.103	206 Malek MUSTAFA		ROTAX 125 Junior MAX	JUNIOR	49.698	74.2	2
2:42.439	206 Malek MUSTAFA		ROTAX 125 Junior MAX	JUNIOR	49.336	74.7	3



MENA KARTING CHAMPIONSHIP NATIONS CUP



JUNIOR MAX MENA Karting Nations Cup 2024 Practice 2

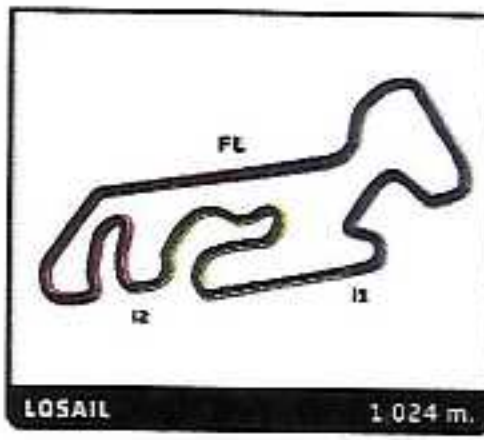
Sector Analysis

— Invalidated Lap ■ Personal Best ■ Session Best B Crossing the pit lane

Lap	Time	Sector 1	Sector 2	Sector 3	Kph	Elapsed	Lap	Time	Sector 1	Sector 2	Sector 3	Kph	Elapsed
200 Tameem HASSIBA QAT													
ROTAX 125 Junior MAX													
1	1:04.238	32.382	15.952	15.904	57.4	1:04.238	1	1:05.426	33.808	16.022	15.596	56.3	1:05.426
2	49.781	18.352	15.645	15.784	74.1	1:54.019	2	50.160	18.445	15.954	15.761	73.5	1:55.586
3	49.824	18.177	15.821	15.826	74.0	2:43.843	3	50.024	18.566	15.770	15.688	73.7	2:45.610
4	49.625	18.194	15.670	15.761	74.3	3:33.468	4	49.736	18.434	15.731	15.571	74.1	3:35.346
5	49.536	18.129	15.709	15.698	74.4	4:23.004	5	50.156	18.753	15.717	15.686	73.5	4:25.502
6	49.513	18.033	15.627	15.853	74.5	5:12.517	6	49.943	18.606	15.724	15.613	73.8	5:15.445
7	49.907	18.292	15.599	16.016	73.9	6:02.424	7	49.782	18.543	15.575	15.664	74.1	6:05.227
8	49.740	18.099	15.872	15.769	74.1	6:52.164	8	49.845	18.535	15.575	15.735	74.0	6:55.072
9	49.972	18.286	15.860	15.826	73.8	7:42.136	9	56.809	25.144	15.902	15.763	64.9	7:51.881
10	1:40.047 B	18.218	15.659	1:06.170	36.8	9:22.183	10	49.893	18.601	15.631	15.661	73.9	8:41.774
11	1:06.554	23.433	22.898	20.223	55.4	10:28.737	11	1:33.748 B	18.531	15.826	59.391	39.3	10:15.522
12	50.292	18.736	15.715	15.841	73.3	11:19.029	12	53.889	22.703	15.575	15.611	68.4	11:09.411
13	49.456	18.218	15.572	15.666	74.5	12:08.485	13	50.105	18.649	15.662	15.794	73.6	11:59.516
14	49.673	18.200	15.738	15.735	74.2	12:58.158	14	50.731	19.001	15.972	15.758	72.7	12:50.247
15	49.800	18.324	15.765	15.711	74.0	13:47.958	15	50.081	18.618	15.796	15.667	73.6	13:40.328
201 Nimr AL-QAHTANI QAT													
ROTAX 125 Junior MAX													
1	1:09.728	38.241	16.060	15.427	52.9	1:09.728	1	1:08.868	36.030	16.782	16.056	53.5	1:08.868
2	50.919	19.023	16.097	15.799	72.4	2:00.647	2	51.598	19.300	16.479	15.819	71.4	2:00.466
3	50.536	18.867	16.091	15.578	72.9	2:51.183	3	50.463	18.808	15.831	15.824	73.1	2:50.929
4	51.787	18.967	17.058	15.762	71.2	3:42.970	4	52.126	18.920	17.100	16.106	70.7	3:43.055
5	50.314	18.488	15.984	15.842	73.3	4:33.284	5	50.765	19.186	15.788	15.791	72.6	4:33.820
6	50.199	18.747	15.963	15.489	73.4	5:23.483	6	50.132	18.822	15.650	15.660	73.5	5:23.952
7	50.224	18.598	15.886	15.740	73.4	6:13.707	7	54.952	18.828	17.868	18.256	67.1	6:18.904
8	50.258	18.662	15.904	15.692	73.3	7:03.965	8	1:48.544 B	19.448	16.256	1:12.840	34.0	8:07.448
9	50.309	18.646	15.861	15.802	73.3	7:54.274	9	59.396	27.681	16.042	15.673	62.1	9:06.844
10	50.151	18.498	15.763	15.890	73.5	8:44.425	10	51.008	19.136	16.137	15.735	72.3	9:57.852
11	50.204	18.682	15.794	15.728	73.4	9:34.629	11	51.944	19.872	16.272	15.800	71.0	10:49.796
12	50.640	19.151	15.760	15.729	72.8	10:25.269	12	50.654	18.933	15.856	15.865	72.8	11:40.450
13	50.057	18.705	15.819	15.533	73.6	11:15.326	13	50.840	19.196	15.874	15.770	72.5	12:31.290
14	50.256	18.717	15.893	15.646	73.4	12:05.582	14	51.024	19.138	16.053	15.833	72.2	13:22.314
15	50.151	18.695	15.818	15.638	73.5	12:55.733							
16	50.413	18.635	16.117	15.661	73.1	13:46.146							
202 Mohammed AL THANI QAT													
ROTAX 125 Junior MAX													
1	1:04.581	33.234	15.682	15.665	57.1	1:04.581	1	1:15.101	42.853	16.447	15.801	49.1	1:15.101
2	49.719	18.519	15.611	15.589	74.1	1:54.300	2	50.804	19.001	16.050	15.753	72.6	2:05.905
3	49.627	18.369	15.781	15.477	74.3	2:43.927	3	50.328	18.775	15.687	15.866	73.2	2:56.233
4	49.799	18.415	15.800	15.584	74.0	3:33.726	4	50.585	18.766	15.906	15.913	72.9	3:46.818
5	49.552	18.285	15.603	15.664	74.4	4:23.278	5	50.407	18.883	15.638	15.886	73.1	4:37.225
6	49.909	18.370	15.884	15.655	73.9	5:13.187	6	50.851	19.263	15.849	15.739	72.5	5:28.076
7	49.738	18.252	15.733	15.753	74.1	6:02.925	7	51.218	18.757	16.125	16.336	72.0	6:19.294
8	49.546	18.245	15.661	15.640	74.4	6:52.471	8	53.010	19.495	17.668	15.847	69.5	7:12.304
9	49.913	18.294	15.914	15.705	73.9	7:42.384	9	50.223	18.818	15.716	15.689	73.4	8:02.527
10	1:53.472 B	18.305	15.697	1:19.470	32.5	9:35.856	10	50.308	18.750	15.674	15.884	73.3	8:52.835
11	1:05.703	30.564	19.082	16.057	56.1	10:41.559	11	50.293	18.642	15.813	15.838	73.3	9:43.128
12	53.433	18.229	18.569	16.635	69.0	11:34.992	12	50.264	18.680	15.962	15.622	73.3	10:33.392
13	49.703	18.271	15.807	15.625	74.2	12:24.695	13	50.039	18.500	15.933	15.606	73.7	11:23.431
14	49.877	18.392	15.777	15.708	73.9	13:14.572	14	49.785	18.552	15.653	15.580	74.0	12:13.216
203 Kamil BENCHEKROUN MAR													
ROTAX 125 Junior MAX													
1	1:03.405	31.925	15.790	15.690	58.1	1:03.405	1	1:03.405	31.925	15.790	15.690	58.1	1:03.405
2	49.698	18.288	15.774	15.636	74.2	1:53.103	2	49.698	18.288	15.774	15.636	74.2	1:53.103
3	49.336	18.184	15.553	15.599	74.7	2:42.439	3	49.336	18.184	15.553	15.599	74.7	2:42.439
4	49.881	18.353	15.999	15.529	73.9	3:32.320	4	49.881	18.353	15.999	15.529	73.9	3:32.320
204 Faris TAZI MAR													
ROTAX 125 Junior MAX													
1	1:08.868	36.030	16.782	16.056	53.5	1:08.868	1	1:08.868	36.030	16.782	16.056	53.5	1:08.868
2	51.598	19.300	16.479	15.819	71.4	2:00.466	2	51.598	19.300	16.479	15.819	71.4	2:00.466
3	50.463	18.808	15.831	15.824	73.1	2:50.929	3	50.463	18.808	15.831	15.824	73.1	2:50.929
4	52.126	18.920	17.100	16.106	70.7	3:43.055	4	52.126	18.920	17.100	16.106	70.7	3:43.055
5	50.765	19.186	15.788	15.791	72.6	4:33.820	5	50.765	19.186	15.788	15.791	72.6	4:33.820
6	50.132	18.822	15.650	15.660	73.5	5:23.952	6	50.132	18.822	15.650	15.660	73.5	5:23.952
7	54.952	18.828	17.868	18.256	67.1	6:18.904	7	54.952	18.828	17.868	18.256	67.1	6:18.904
8	1:48.544 B	19.448	16.256	1:12.840	34.0	8:07.448	8	1:48.544 B	19.448	16.256	1:12.840	34.0	8:07.448
9	59.396	27.681	16.042	15.673	62.1	9:06.844	9	59.396	27.681	16.042	15.673	62.1	9:06.844
10	51.008	19.136	16.137	15.735	72.3	9:57.852	10	51.008	19.136	16.137	15.735	72.3	9:57.852
11	51.944	19.872	16.272	15.800	71.0	10:49.796	11	51.944	19.872	16.272	15.800	71.0	10:49.796
12	50.654	18.933	15.856	15.865	72.8	11:40.450	12	50.654	18.933	15.856	15.865	72.8	11:40.450
13	50.840	19.196	15.874	15.770	72.5	12:31.290	13	50.840	19.196	15.874	15.770	72.5	12:31.290
14	51.024	19.138	16.053	15.833	72.2	13:22.314	14	51.024	19.138	16.053	15.833	72.2	13:22.314
205 Danyl Sreyer AISSA DZA													
ROTAX 125 Junior MAX													
1	1:15.101	42.853	16.447	15.801	49.1	1:15.101	1	1:15.101	42.853	16.447	15.801	49.1	1:15.101
2	50.804	19.001	16.050	15.753	72.6	2:05.905	2	50.804	19.001	16.050	15.753	72.6	2:05.905
3	50.328	18.775	15.687	15.866	73.2	2:56.233	3	50.328	18.775	15.687	15.866	73.2	2:56.233
4	50.585	18.766	15.906	15.913	72.9	3:46.818	4	50.585	18.766	15.906	15.913	72.9	3:46.818
5	50.407	18.883	15.638	15.886	73.1	4:37.225	5	50.407	18.883	15.638	15.886	73.1	4:37.225
6	50.851	19.263	15.849	15.739	72.5	5:28.076	6	50.851	19.263	15.849	15.739	72.5	5:28.076
7	51.218	18.757	16.125	16.336	72.0	6:19.294	7	51.218	18.757	16.125	16.336	72.0	6:19.294
8	53.010	19.495	17.668	15.847	69.5	7:12.304	8	53.010	19.495	17.668	15.847	69.5	7:12.304
9	50.223	18.818	15.716	15.689	73.4	8:02.527	9	50.223	18.818	15.716	15.689	73.4	8:02.527
10	50.308	18.750	15.674	15.884	73.3	8:52.835	10	50.308	18.750	15.674	15.884	73.3	8:52.835
11	50.293	18.642	15.813	15.838	73.3	9:43.128	11	50.293	18.642	15.813	15.838	73.3	9:43.128
12	50.264	18.680	15.962	15.622	73.3	10:33.392	12	50.264	18.680	15.962	15.622	73.3	10:33.392
13	50.039	18.500	15.933	15.606	73.7	11:23.431	13	50.039	18.500	15.933	15.606	73.7	11:23.431



MENA KARTING CHAMPIONSHIP NATIONS CUP

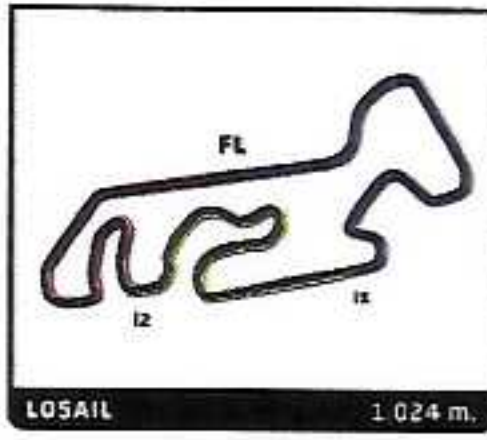


JUNIOR MAX MENA Karting Nations Cup 2024 Practice 2

Sector Analysis

— Invalidated Lap ■ Personal Best ■ Session Best B Crossing the pit lane

Lap	Time	Sector 1	Sector 2	Sector 3	Kph	Elapsed	Lap	Time	Sector 1	Sector 2	Sector 3	Kph	Elapsed
207 Khaled NAJJAR BHR							210 Roger EL FEGHALI LBN						
ROTAX 125 Junior MAX							ROTAX 125 Junior MAX						
1	1:15.199	42.673	16.442	16.084	49.0	1:15.199	1	1:16.031	43.178	16.470	16.383	48.5	1:16.031
2	51.808	19.447	16.038	16.323	71.2	2:07.007	2	50.681	18.818	16.014	15.849	72.7	2:06.712
3	51.156	19.075	16.071	16.010	72.1	2:58.163	3	50.108	18.660	15.776	15.672	73.6	2:56.820
4	50.601	18.732	15.948	15.921	72.9	3:48.764	4	50.308	18.815	15.795	15.698	73.3	3:47.128
208 Nathan KAPPEN ARE							211 Adam ELBASSIONY EGY						
ROTAX 125 Junior MAX							ROTAX 125 Junior MAX						
1	1:14.379	41.885	15.972	16.522	49.6	1:14.379	1	1:28.713	57.066	16.034	15.613	41.6	1:28.713
2	50.488	18.786	15.821	15.881	73.0	2:04.867	2	50.270	18.771	15.923	15.576	73.3	2:18.983
3	50.163	18.787	15.660	15.716	73.5	2:55.030	3	50.071	18.553	15.802	15.716	73.6	3:09.054
4	50.587	19.100	15.706	15.781	72.9	3:45.617	4	50.560	18.868	15.934	15.758	72.9	3:59.614
5	49.759	18.506	15.366	15.887	74.1	4:35.376	5	50.020	18.523	15.645	15.852	73.7	4:49.634
6	49.825	18.323	15.642	15.860	74.0	5:25.201	6	49.829	18.365	15.598	15.866	74.0	5:39.463
7	50.046	18.457	15.721	15.868	73.7	6:15.247	7	50.153	18.524	15.777	15.852	73.5	6:29.616
8	50.081	18.319	15.773	15.989	73.6	7:05.328	8	49.991	18.449	15.637	15.905	73.7	7:19.607
9	49.964	18.413	15.805	15.746	73.8	7:55.292	9	50.346	18.612	15.707	16.027	73.2	8:09.953
10	49.898	18.460	15.691	15.747	73.9	8:45.190	10	49.892	18.345	15.815	15.732	73.9	8:59.845
11	1:38.128B	18.445	15.717	1:03.966	37.6	10:23.318	11	49.943	18.495	15.730	15.718	73.8	9:49.788
12	57.545	26.075	15.721	15.749	64.1	11:20.863	12	49.933	18.574	15.689	15.670	73.8	10:39.721
13	50.036	18.560	15.673	15.803	73.7	12:10.899	13	50.257	18.879	15.698	15.680	73.4	11:29.978
14	50.021	18.514	15.821	15.686	73.7	13:00.920	14	49.805	18.370	15.722	15.713	74.0	12:19.783
							15	49.821	18.392	15.689	15.740	74.0	13:09.604
209 Veer CHOPRA ARE							212 Sameeh AL-AS'AAD JOR						
ROTAX 125 Junior MAX							ROTAX 125 Junior MAX						
1	1:17.409	45.758	15.925	15.726	47.6	1:17.409	1	1:24.348	50.864	16.941	16.543	43.7	1:24.348
2	50.059	18.945	15.629	15.485	73.6	2:07.468	2	52.796	19.666	16.433	16.697	69.8	2:17.144
3	50.354	18.792	16.090	15.472	73.2	2:57.822	3	53.408	19.893	16.919	16.596	69.0	3:10.552
4	49.453	18.354	15.596	15.503	74.5	3:47.275	4	52.939	19.718	16.544	16.677	69.6	4:03.491
5	50.484	18.901	15.829	15.754	73.0	4:37.759	5	53.494	19.999	16.558	16.937	68.9	4:56.985
6	49.925	18.381	15.942	15.602	73.8	5:27.684	6	53.074	19.727	16.528	16.819	69.5	5:50.059
7	51.015	18.477	15.570	16.968	72.3	6:18.699	7	53.652	20.077	17.049	16.526	68.7	6:43.711
8	49.877	18.719	15.673	15.485	73.9	7:08.576	8	53.823	19.852	16.981	16.990	68.5	7:37.534
9	49.767	18.575	15.699	15.493	74.1	7:58.343	9	54.483	20.150	16.724	17.609	67.7	8:32.017
10	50.510	18.919	15.745	15.846	73.0	8:48.853	10	53.270	19.838	16.477	16.955	69.2	9:25.287
11	49.906	18.657	15.681	15.568	73.9	9:38.759							
12	49.929	18.693	15.704	15.532	73.8	10:28.688							
13	49.641	18.552	15.597	15.492	74.3	11:18.329							
14	49.633	18.577	15.504	15.552	74.3	12:07.962							
15	49.613	18.485	15.709	15.419	74.3	12:57.575							
16	49.864	18.656	15.693	15.515	73.9	13:47.439							
213 Janna AL NUJAIMAN SAU													
ROTAX 125 Junior MAX													
1	1:11.865	38.497	17.086	16.282	51.3	1:11.865							
2	51.434	19.217	16.158	16.059	71.7	2:03.299							
3	51.110	18.874	15.997	16.239	72.1	2:54.409							
4	52.052	19.134	15.980	16.938	70.8	3:46.461							



JUNIOR MAX

MENA Karting Nations Cup 2024

Practice 2

Sector Analysis

— Invalidated Lap ■ Personal Best ■ Session Best B Crossing the pit lane

Lap	Time	Sector 1	Sector 2	Sector 3	Kph	Elapsed	Lap	Time	Sector 1	Sector 2	Sector 3	Kph	Elapsed
5	50.503	18.885	15.798	15.820	73.0	4:36.964	9	51.270	19.431	15.989	15.850	71.9	8:03.806
6	1:01.372	18.682	16.251	26.439	60.1	5:38.336	10	50.024	18.604	15.756	15.664	73.7	8:53.830
7	52.722	20.234	16.345	16.143	69.9	6:31.058	11	1:36.266 B	18.695	16.215	1:01.356	38.3	10:30.096
8	51.147	18.929	16.195	16.023	72.1	7:22.205	12	1:02.082	28.962	16.012	17.108	59.4	11:32.178
9	50.901	18.968	16.258	15.675	72.4	8:13.106	13	52.227	20.152	16.447	15.628	70.6	12:24.405
10	51.297	19.176	16.215	15.906	71.9	9:04.403	14	50.707	18.759	16.180	15.768	72.7	13:15.112
11	50.979	18.952	16.239	15.788	72.3	9:55.382							
12	56.583	19.071	21.382	16.130	65.2	10:51.965							
13	51.138	19.077	16.157	15.904	72.1	11:43.103							
14	51.134	18.953	16.274	15.907	72.1	12:34.237							
15	50.929	19.085	15.995	15.849	72.4	13:25.166							

214 Rashid HELAL BHR
ROTAX 125 Junior MAX

1	1:14.525	41.711	16.393	16.421	49.5	1:14.525
2	51.175	19.236	16.180	15.759	72.0	2:05.700
3	50.864	19.377	15.731	15.756	72.5	2:56.564
4	50.416	18.848	15.781	15.787	73.1	3:46.980
5	51.244	18.927	15.807	16.510	71.9	4:38.224
6	50.349	18.768	15.815	15.766	73.2	5:28.573
7	50.852	18.743	15.947	16.162	72.5	6:19.425
8	51.952	19.627	16.310	16.015	71.0	7:11.377
9	50.881	18.867	16.323	15.691	72.5	8:02.258
10	51.094	18.684	15.758	16.652	72.1	8:53.352
11	50.832	19.004	16.091	15.737	72.5	9:44.184
12	1:43.344 B	19.042	16.290	1:08.012	35.7	11:27.528
13	59.872	27.908	16.189	15.775	61.6	12:27.400
14	51.191	18.864	16.473	15.854	72.0	13:18.591

215 Shonal KUNIMAL PSE
ROTAX 125 Junior MAX

1	1:21.610	49.172	16.483	15.955	45.2	1:21.610
2	50.660	19.117	15.827	15.716	72.8	2:12.270
3	50.555	18.941	15.848	15.766	72.9	3:02.825
4	50.279	18.715	15.859	15.705	73.3	3:53.104
5	50.359	18.896	15.695	15.768	73.2	4:43.463
6	50.397	18.798	15.809	15.790	73.1	5:33.860
7	50.216	18.777	15.780	15.659	73.4	6:24.076
8	50.578	18.688	16.033	15.857	72.9	7:14.654
9	50.122	18.796	15.683	15.643	73.5	8:04.776
10	49.960	18.568	15.773	15.619	73.8	8:54.736
11	50.030	18.599	15.750	15.681	73.7	9:44.766
12	50.832	19.030	16.107	15.695	72.5	10:35.598
13	50.126	18.731	15.712	15.683	73.5	11:25.724
14	50.134	18.681	15.732	15.721	73.5	12:15.858
15	50.213	18.612	15.784	15.817	73.4	13:06.071

216 Faisal AL SARHANI OMN
ROTAX 125 Junior MAX

1	1:19.463	47.440	16.090	15.933	46.4	1:19.463
2	51.023	19.497	15.877	15.649	72.2	2:10.486
3	50.341	18.900	15.758	15.683	73.2	3:00.827
4	50.088	18.670	15.893	15.525	73.6	3:50.915
5	50.223	18.829	15.810	15.584	73.4	4:41.138
6	50.010	18.744	15.736	15.530	73.7	5:31.148
7	50.027	18.621	15.891	15.515	73.7	6:21.175
8	51.361	18.871	16.861	15.629	71.8	7:12.536

217 Nasser NASS BHR
ROTAX 125 Junior MAX

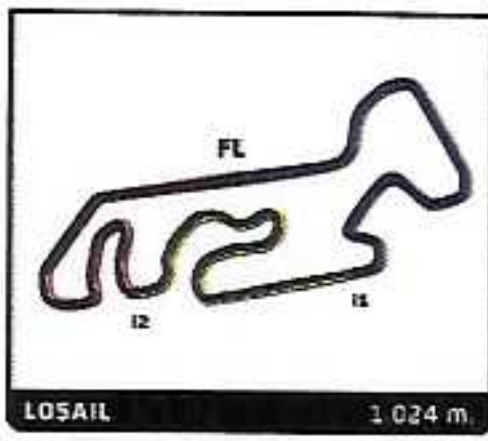
1	1:13.099	40.799	16.252	16.048	50.4	1:13.099
2	50.493	18.786	15.837	15.870	73.0	2:03.592
3	50.682	18.952	15.753	15.977	72.7	2:54.274
4	50.299	18.886	15.804	15.609	73.3	3:44.573
5	50.132	18.552	15.905	15.675	73.5	4:34.705
6	49.654	18.477	15.509	15.668	74.2	5:24.359
7	50.349	18.590	15.968	15.791	73.2	6:14.708
8	51.083	18.499	15.909	16.675	72.2	7:05.791
9	50.017	18.632	15.634	15.751	73.7	7:55.808
10	49.989	18.550	15.684	15.755	73.7	8:45.797
11	50.118	18.489	15.712	15.917	73.6	9:35.915
12	1:56.896 B	18.526	15.680	1:22.690	31.5	11:32.811
13	55.027	23.877	15.486	15.664	67.0	12:27.838
14	50.432	18.616	15.963	15.853	73.1	13:18.270

218 Riyad YUSFI MAR
ROTAX 125 Junior MAX

1	1:14.359	41.303	16.230	16.826	49.6	1:14.359
2	55.022	23.369	15.851	15.802	67.0	2:09.381
3	49.889	18.620	15.559	15.710	73.9	2:59.270
4	49.850	18.462	15.654	15.734	73.9	3:49.120
5	49.875	18.713	15.581	15.581	73.9	4:38.995
6	49.777	18.501	15.523	15.753	74.1	5:28.772
7	50.794	18.813	15.932	16.049	72.6	6:19.566
8	52.350	19.712	16.913	15.725	70.4	7:11.916
9	50.109	18.539	15.851	15.719	73.6	8:02.025
10	49.733	18.389	15.504	15.840	74.1	8:51.758
11	49.845	18.426	15.712	15.707	74.0	9:41.603
12	50.711	18.388	16.756	15.567	72.7	10:32.314
13	49.537	18.383	15.558	15.596	74.4	11:21.851
14	49.954	18.674	15.537	15.743	73.8	12:11.805
15	49.969	18.495	15.588	15.886	73.8	13:01.774

219 Ahmad Adeel JAWED QAT
ROTAX 125 Junior MAX

1	1:09.647	37.260	16.480	15.907	52.9	1:09.647
2	51.541	18.862	16.922	15.757	71.5	2:01.188
3	50.446	18.831	15.859	15.756	73.1	2:51.634
4	1:05.166 B	18.702	17.186	29.278	56.6	3:56.800
5	55.250	23.466	15.981	15.803	66.7	4:52.050
6	59.493	18.718	16.561	24.214	62.0	5:51.543
7	50.889	18.951	16.082	15.856	72.4	6:42.432
8	50.635	18.818	16.013	15.804	72.8	7:33.067
9	50.879	18.833	16.003	16.043	72.5	8:23.946
10	50.408	18.728	15.988	15.692	73.1	9:14.354
11	1:51.474 B	18.891	15.962	1:16.621	33.1	11:05.828
12	1:37.257	25.734	53.860	17.663	37.9	12:43.085



JUNIOR MAX

MENA Karting Nations Cup 2024

Practice 2

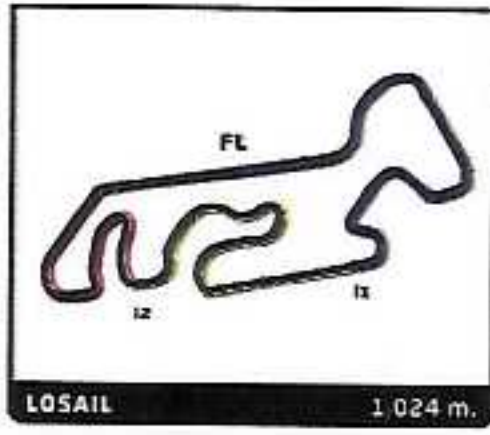
Sector Analysis

— Invalidated Lap ■ Personal Best ■ Session Best B Crossing the pit lane

Lap	Time	Sector 1	Sector 2	Sector 3	Kph	Elapsed	Lap	Time	Sector 1	Sector 2	Sector 3	Kph	Elapsed
-----	------	----------	----------	----------	-----	---------	-----	------	----------	----------	----------	-----	---------

220 Danish QUERESHI							QAT						
ROTAX 125 Junior MAX													
1	1:09.156	36.265	16.903	15.988	53.3	1:09.156							
2	50.906	19.067	16.013	15.826	72.4	2:00.062							
3	50.637	18.708	16.114	15.815	72.8	2:50.699							
4	53.608	18.774	18.879	15.955	68.8	3:44.307							
5	51.346	18.610	16.550	16.186	71.8	4:35.653							
6	50.305	18.723	15.771	15.811	73.3	5:25.958							
7	50.964	18.577	16.362	16.025	72.3	6:16.922							
8	50.774	18.955	15.971	15.848	72.6	7:07.696							
9	50.487	18.617	15.968	15.902	73.0	7:58.183							
10	51.573	18.730	16.904	15.939	71.5	8:49.756							
11	50.647	18.739	15.912	15.996	72.8	9:40.403							
12	50.937	19.106	15.915	15.916	72.4	10:31.340							
13	50.446	18.657	15.948	15.841	73.1	11:21.786							
14	50.972	19.171	15.844	15.957	72.3	12:12.758							
15	50.903	18.839	16.216	15.848	72.4	13:03.661							

222 Mikko ARRIES							QAT						
ROTAX 125 Junior MAX													
1	1:13.213	40.447	16.595	16.171	50.4	1:13.213							
2	50.828	18.886	16.146	15.796	72.5	2:04.041							
3	50.492	18.740	16.017	15.735	73.0	2:54.533							
4	51.949	20.100	16.032	15.817	71.0	3:46.482							
5	49.993	18.530	15.722	15.741	73.7	4:36.475							
6	49.954	18.539	15.672	15.743	73.8	5:26.429							
7	52.700	18.533	16.192	17.975	70.0	6:19.129							
8	56.728	19.386	21.258	16.084	65.0	7:15.857							
9	50.351	18.534	16.004	15.813	73.2	8:06.208							
10	50.138	18.486	15.820	15.832	73.5	8:56.346							
11	50.361	18.603	15.701	16.057	73.2	9:46.707							
12	50.814	18.858	15.993	15.963	72.5	10:37.521							
13	50.391	18.598	15.762	16.031	73.2	11:27.912							
14	50.634	18.502	16.193	15.939	72.8	12:18.546							
15	50.173	18.607	15.886	15.680	73.5	13:08.719							


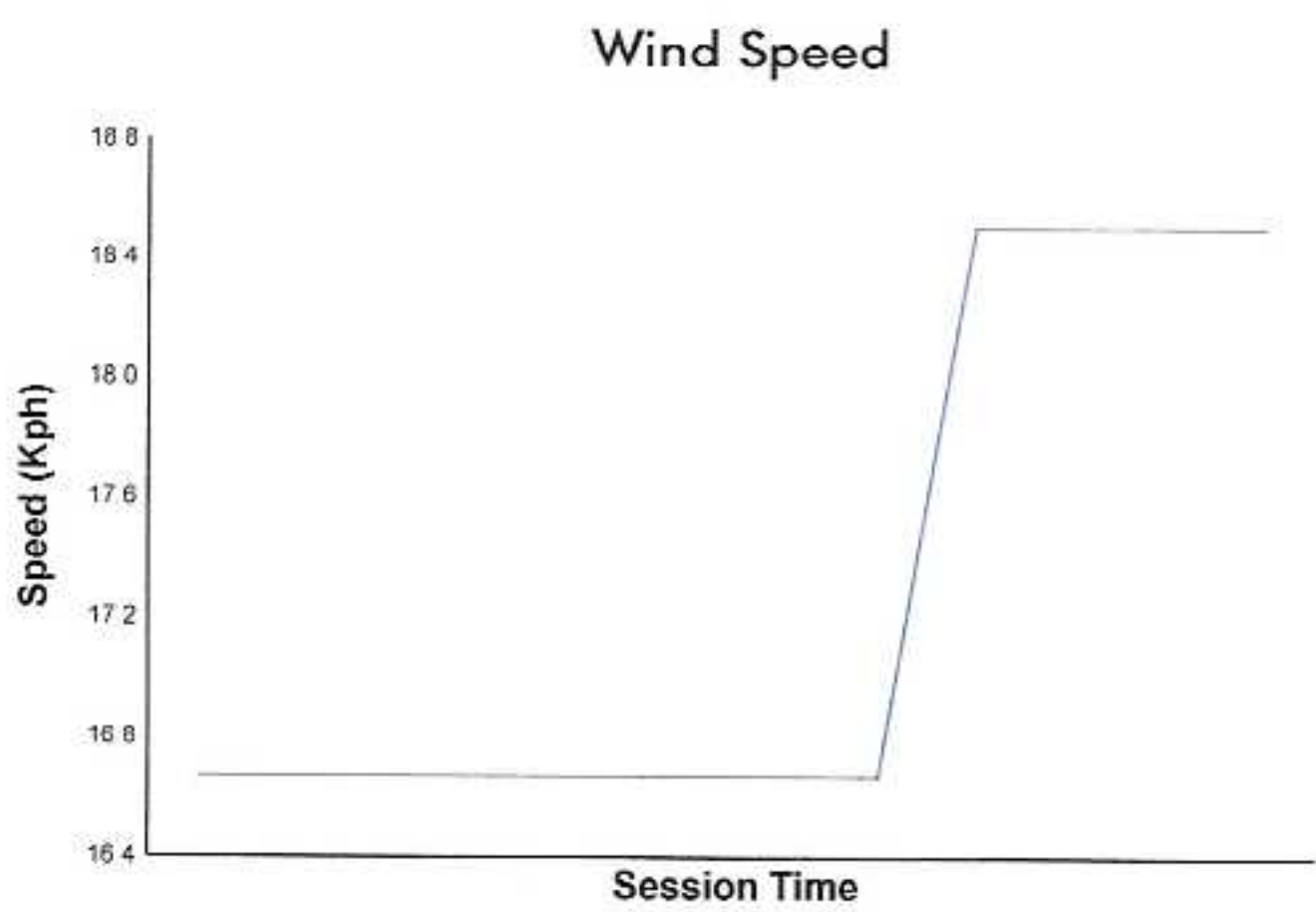
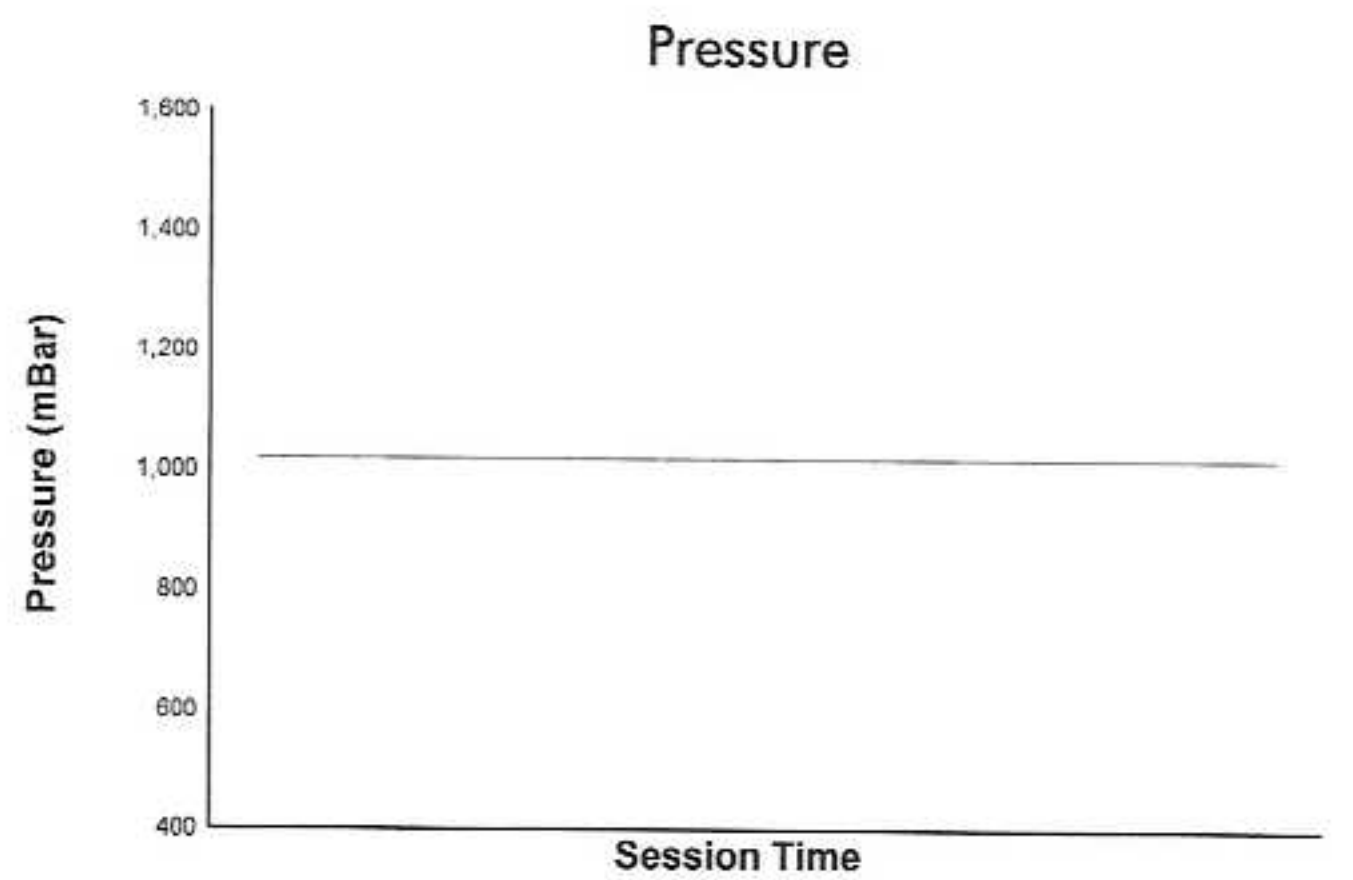
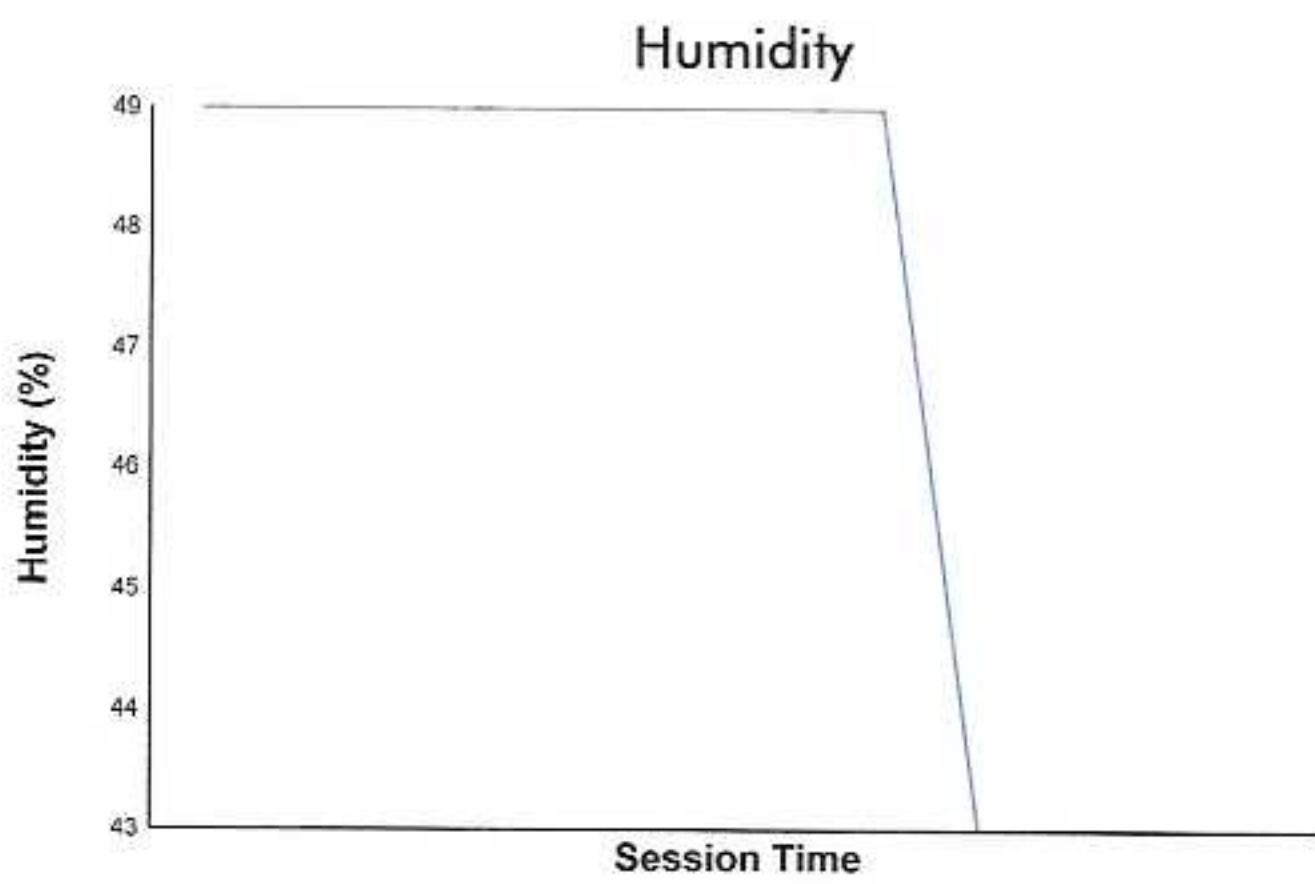
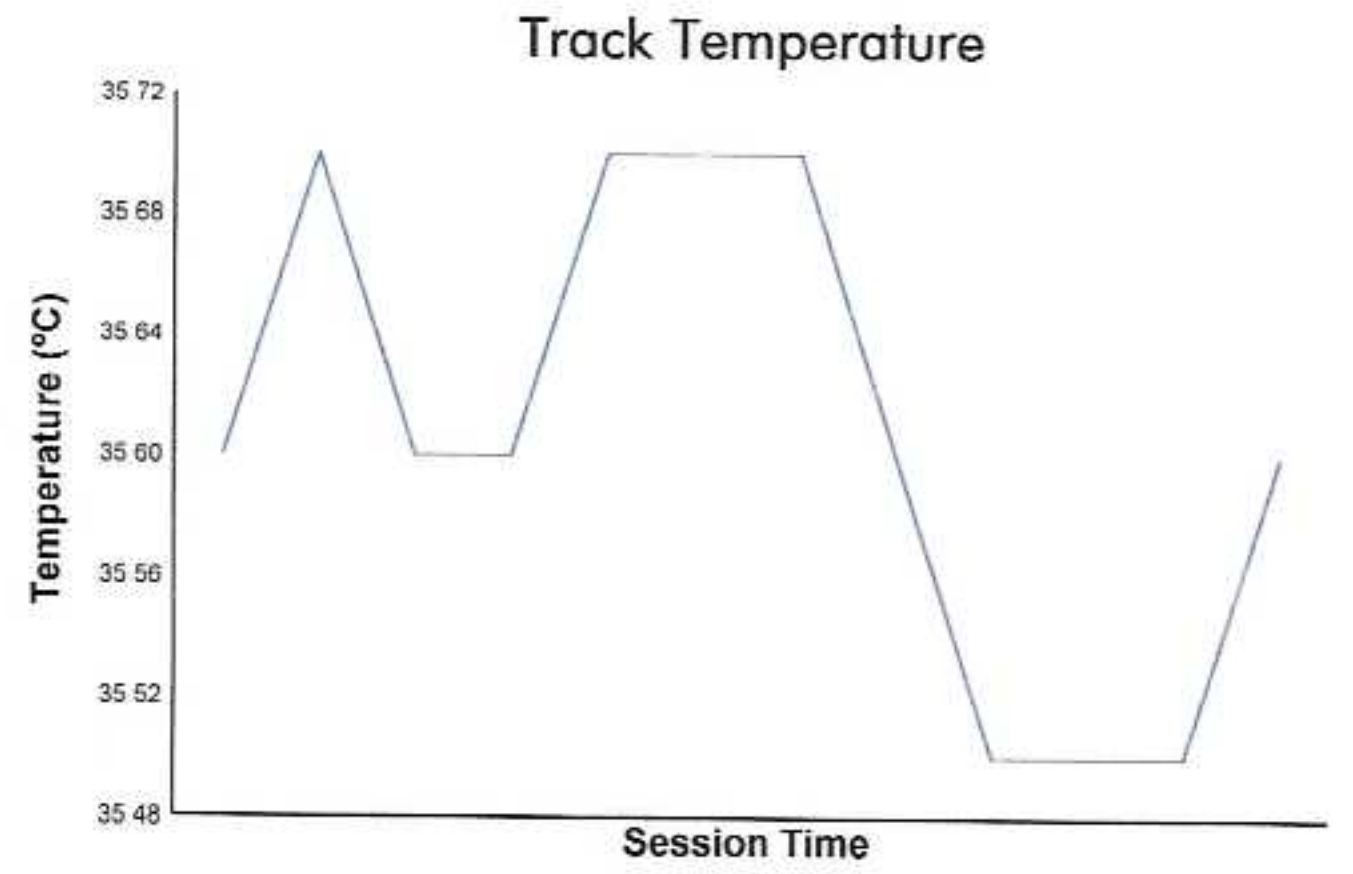
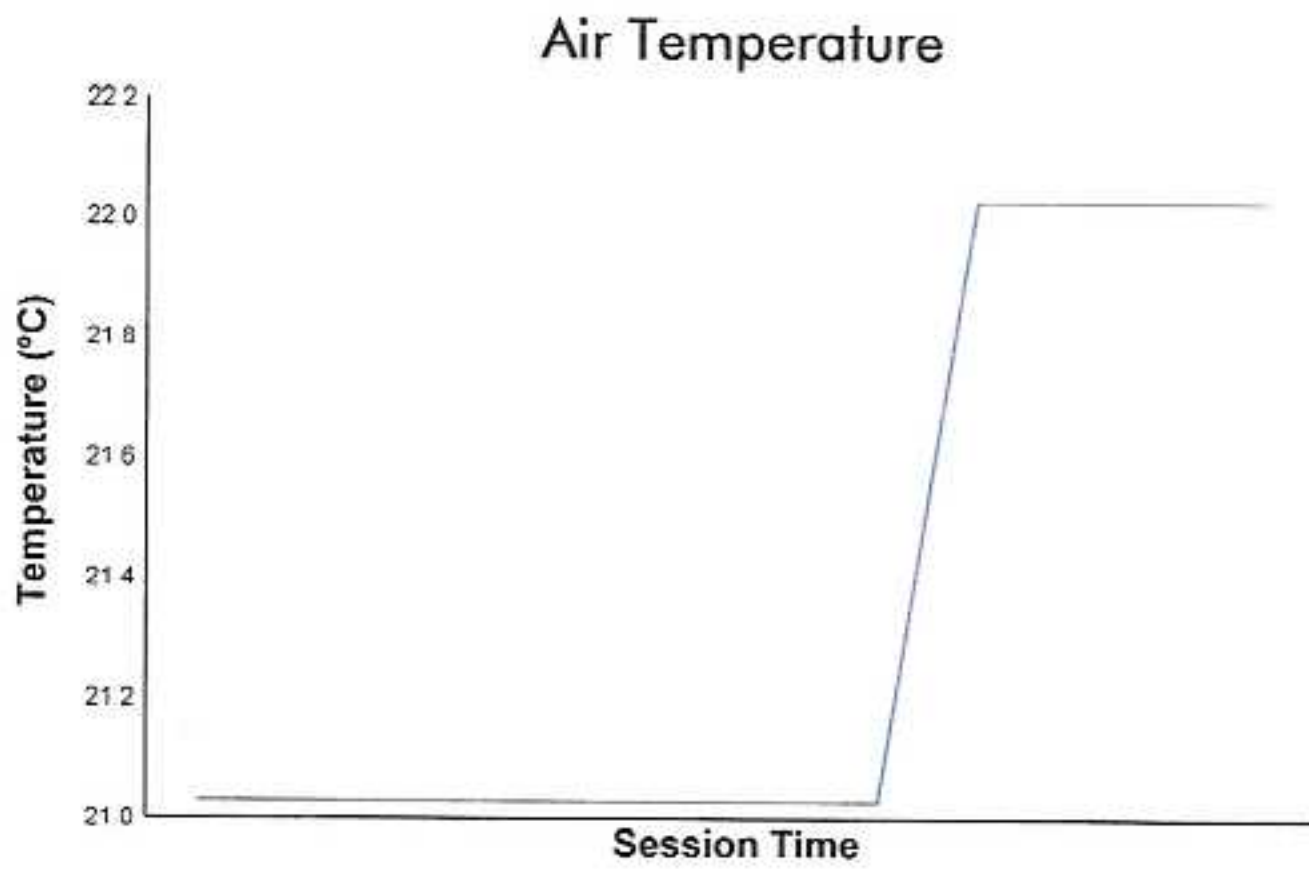


MENA Karting Nations Cup 2024

JUNIOR MAX

Practice 2

Weather Report



Track Status: **DRY**