

# JUNIOR MAX

## MENA Karting Nations Cup 2024

### Qualifying

### Final Classification

No	Driver	Nat	Team	Car	Cl.	Time	Lap	Total	Gap	Kph
1	208 Nathan KAPPEN	ARE		ROTAX 125 Junior MAX	JUNIOR	48.113	3	8	-	76.6
2	206 Malek MUSTAFA	PSE		ROTAX 125 Junior MAX	JUNIOR	48.172	7	7	+0.059	76.5
3	211 Adam ELBASSIONY	EGY		ROTAX 125 Junior MAX	JUNIOR	48.312	2	7	+0.199	76.3
4	217 Nasser NASS	BHR		ROTAX 125 Junior MAX	JUNIOR	48.371	5	7	+0.258	76.2
5	203 Kamil BENCHEKROUN	MAR		ROTAX 125 Junior MAX	JUNIOR	48.416	5	7	+0.303	76.1
6	202 Mohammed AL THANI	QAT		ROTAX 125 Junior MAX	JUNIOR	48.426	2	8	+0.313	76.1
7	210 Roger EL FEGHALI	LBN		ROTAX 125 Junior MAX	JUNIOR	48.455	5	7	+0.342	76.1
8	218 Riyad YOUSFI	MAR		ROTAX 125 Junior MAX	JUNIOR	48.484	8	8	+0.371	76.0
9	209 Veer CHOPRA	ARE		ROTAX 125 Junior MAX	JUNIOR	48.504	5	7	+0.391	76.0
10	200 Tameem HASSIBA	QAT		ROTAX 125 Junior MAX	JUNIOR	48.572	5	7	+0.459	75.9
11	213 Janna AL NUJAIMAN	SAU		ROTAX 125 Junior MAX	JUNIOR	48.610	5	8	+0.497	75.8
12	215 Shonal KUNIMAL	PSE		ROTAX 125 Junior MAX	JUNIOR	48.636	4	9	+0.523	75.8
13	205 Danyl Sreyer AISSA	DZA		ROTAX 125 Junior MAX	JUNIOR	48.748	7	7	+0.635	75.6
14	214 Rashid HELAL	BHR		ROTAX 125 Junior MAX	JUNIOR	48.791	4	7	+0.678	75.6
15	219 Ahmad Adeel JAWED	QAT		ROTAX 125 Junior MAX	JUNIOR	48.791	3	8	+0.678	75.6
16	204 Faris TAZI	MAR		ROTAX 125 Junior MAX	JUNIOR	48.852	5	6	+0.739	75.5
17	216 Faisal AL SARHANI	OMN		ROTAX 125 Junior MAX	JUNIOR	48.896	3	8	+0.783	75.4
18	207 Khaled NAJJAR	BHR		ROTAX 125 Junior MAX	JUNIOR	48.939	4	7	+0.826	75.3
19	222 Mikko ARRIES	QAT		ROTAX 125 Junior MAX	JUNIOR	48.949	7	8	+0.836	75.3
20	201 Nimr AL-QAHTANI	QAT		ROTAX 125 Junior MAX	JUNIOR	49.168	5	6	+1.055	75.0
21	220 Danish QUERESHI	QAT		ROTAX 125 Junior MAX	JUNIOR	49.397	6	8	+1.284	74.6
22	212 Sameeh AL-AS'AAD	JOR		ROTAX 125 Junior MAX	JUNIOR	50.484	3	8	+2.371	73.0

**Fastest Lap:** Lap 3 | Nathan KAPPEN | 48.113 | 76.6 Kph

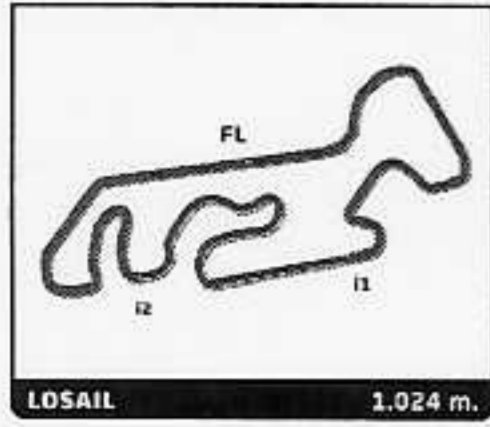
Car 218 - Best lap time invalidated due to Stewards decision NR. 6  
 Car 210 - Best lap time invalidated due to Stewards decision NR. 7  
 Car 204, 205 and 214 - Best lap time invalidated due to Stewards decision NR. 12

Published at: .....

Track Status: **DRY**

<b>Clerk of the Course</b> Mark Horsley      Frank Vayssié 	<b>Timekeeper:</b> Isaac Mulungui 
---	--





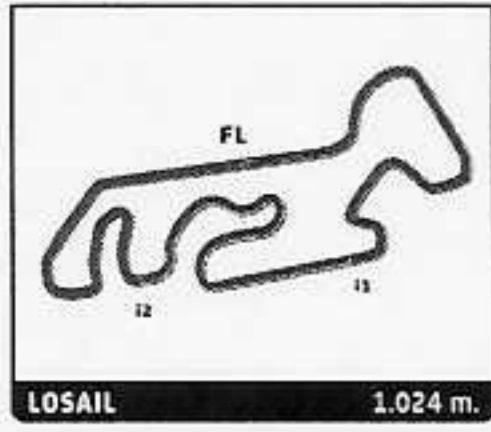
# JUNIOR MAX

## MENA Karting Nations Cup 2024

### Qualifying

### Best Sector Times

Sector 1			Sector 2			Sector 3			Ideal Lap	Best Lap
Pos	No Driver	Time	No Driver	Time	No Driver	Time	Pos	No Driver		
1	208 N.KAPPEN	17.697	206 M.MUSTAFA	15.134	217 N.NASS	15.028	1	206 M.MUSTAFA	0:48.046	48.172 (2)
2	206 M.MUSTAFA	17.715	208 N.KAPPEN	15.150	203 K.BENCHEKROUN	15.105	2	208 N.KAPPEN	0:48.090	48.113 (1)
3	211 A.ELBASSIONY	17.737	203 K.BENCHEKROUN	15.198	210 R.EL FEGHALI	15.112	3	211 A.ELBASSIONY	0:48.107	48.312 (3)
4	217 N.NASS	17.790	215 S.KUNIMAL	15.231	214 R.HEHAL	15.121	4	217 N.NASS	0:48.121	48.371 (4)
5	202 M.AL THANI	17.832	211 A.ELBASSIONY	15.247	211 A.ELBASSIONY	15.123	5	203 K.BENCHEKROUN	0:48.231	48.416 (5)
6	209 V.CHOPRA	17.846	218 R.YOUSFI	15.251	215 S.KUNIMAL	15.173	6	210 R.EL FEGHALI	0:48.264	48.455 (7)
7	210 R.EL FEGHALI	17.870	216 F.AL SARHANI	15.270	205 D.AISSA	15.182	7	218 R.YOUSFI	0:48.349	48.484 (8)
8	200 T.HASSIBA	17.873	210 R.EL FEGHALI	15.282	209 V.CHOPRA	15.187	8	202 M.AL THANI	0:48.377	48.426 (6)
9	218 R.YOUSFI	17.878	213 J.AL NUJAIMAN	15.299	206 M.MUSTAFA	15.197	9	209 V.CHOPRA	0:48.377	48.504 (9)
10	207 K.NAJJAR	17.900	217 N.NASS	15.303	216 F.AL SARHANI	15.202	10	215 S.KUNIMAL	0:48.483	48.636 (12)
11	203 K.BENCHEKROUN	17.928	202 M.AL THANI	15.329	202 M.AL THANI	15.216	11	205 D.AISSA	0:48.497	48.748 (13)
12	219 A.JAWED	17.938	209 V.CHOPRA	15.344	218 R.YOUSFI	15.220	12	200 T.HASSIBA	0:48.525	48.572 (10)
13	205 D.AISSA	17.948	205 D.AISSA	15.367	208 N.KAPPEN	15.243	13	213 J.AL NUJAIMAN	0:48.561	48.610 (11)
14	204 F.TAZI	17.965	204 F.TAZI	15.389	213 J.AL NUJAIMAN	15.251	14	214 R.HEHAL	0:48.589	48.791 (15)
15	213 J.AL NUJAIMAN	18.011	200 T.HASSIBA	15.398	200 T.HASSIBA	15.254	15	204 F.TAZI	0:48.630	48.852 (16)
16	222 M.ARRIES	18.024	214 R.HEHAL	15.433	204 F.TAZI	15.276	16	216 F.AL SARHANI	0:48.632	48.896 (17)
17	214 R.HEHAL	18.035	222 M.ARRIES	15.463	201 N.AL-QAHTANI	15.282	17	219 A.JAWED	0:48.734	48.791 (14)
18	215 S.KUNIMAL	18.079	219 A.JAWED	15.512	219 A.JAWED	15.284	18	207 K.NAJJAR	0:48.809	48.939 (18)
19	220 D.QUERESHI	18.092	201 N.AL-QAHTANI	15.553	207 K.NAJJAR	15.305	19	222 M.ARRIES	0:48.890	48.949 (19)
20	201 N.AL-QAHTANI	18.144	207 K.NAJJAR	15.604	222 M.ARRIES	15.403	20	201 N.AL-QAHTANI	0:48.979	49.168 (20)
21	216 F.AL SARHANI	18.160	220 D.QUERESHI	15.685	220 D.QUERESHI	15.422	21	220 D.QUERESHI	0:49.199	49.397 (21)
22	212 S.AL-AS'AAD	18.600	212 S.AL-AS'AAD	15.969	212 S.AL-AS'AAD	15.865	22	212 S.AL-AS'AAD	0:50.434	50.484 (22)



# JUNIOR MAX

## MENA Karting Nations Cup 2024

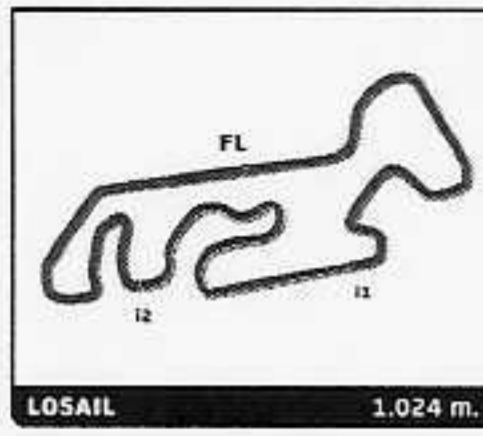
### Qualifying

### Fastest Lap Sequence

Elapsed	No Driver	Team	Car	Class	Time	Kph	Lap
2:04.848	215 Shonal KUNIMAL		ROTAX 125 Junior MAX	JUNIOR	<b>49.212</b>	74.9	2
2:11.097	208 Nathan KAPPEN		ROTAX 125 Junior MAX	JUNIOR	<b>48.885</b>	75.4	2
2:24.712	202 Mohammed AL THANI		ROTAX 125 Junior MAX	JUNIOR	<b>48.426</b>	76.1	2
2:59.210	208 Nathan KAPPEN		ROTAX 125 Junior MAX	JUNIOR	<b>48.113</b>	76.6	3



# MENA KARTING CHAMPIONSHIP NATIONS CUP



## JUNIOR MAX MENA Karting Nations Cup 2024 Qualifying

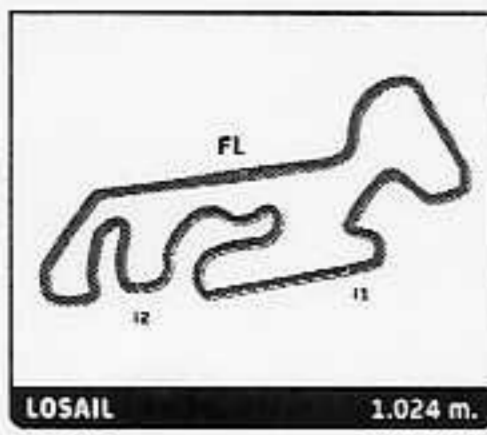
### Sector Analysis

— Invalidated Lap   ■ Personal Best   ■ Session Best   B Crossing the pit lane

Lap	Time	Sector 1	Sector 2	Sector 3	Kph	Elapsed	Lap	Time	Sector 1	Sector 2	Sector 3	Kph	Elapsed
<b>200</b> Tameem HASSIBA QAT ROTAX 125 Junior MAX													
1	2:17.150	1:38.808	22.684	15.658	26.9	2:17.150	1	2:16.789	1:44.389	16.786	15.614	26.9	2:16.789
2	49.308	18.213	15.584	15.511	74.8	3:06.458	2	49.517	18.351	15.644	15.522	74.4	3:06.306
3	49.749	19.081	15.398	15.270	74.1	3:56.207	3	49.568	18.788	15.498	15.282	74.4	3:55.874
4	48.693	17.974	15.448	15.271	75.7	4:44.900	4	48.777	18.147	15.385	15.245	75.6	4:44.651
5	48.572	17.873	15.445	15.254	75.9	5:33.472	5	48.618	17.948	15.367	15.303	75.8	5:33.269
6	48.971	18.004	15.589	15.378	75.3	6:22.443	6	48.846	18.024	15.523	15.299	75.5	6:22.115
7	48.837	17.956	15.529	15.352	75.5	7:11.280	7	48.748	18.048	15.518	15.182	75.6	7:10.863
<b>201</b> Nimr AL-QAHTANI QAT ROTAX 125 Junior MAX													
1	1:25.152	53.627	15.996	15.529	43.3	1:25.152	1	2:15.302	1:37.308	22.268	15.726	27.2	2:15.302
2	52.623	19.723	16.880	16.020	70.1	2:17.775	2	48.384	17.963	15.202	15.219	76.2	3:03.686
3	49.481	18.549	15.650	15.282	74.5	3:07.256	3	48.411	17.922	15.163	15.326	76.1	3:52.097
4	49.975	18.777	15.553	15.645	73.8	3:57.231	4	48.226	17.750	15.186	15.290	76.4	4:40.323
5	49.168	18.219	15.595	15.354	75.0	4:46.399	5	48.281	17.827	15.257	15.197	76.4	5:28.604
6	49.735	18.144	16.209	15.382	74.1	5:36.134	6	48.277	17.824	15.227	15.226	76.4	6:16.881
7	48.837	17.956	15.529	15.352	75.5	7:11.280	7	48.172	17.715	15.134	15.323	76.5	7:05.053
<b>202</b> Mohammed AL THANI QAT ROTAX 125 Junior MAX													
1	1:36.286	1:05.322	15.636	15.328	38.3	1:36.286	1	2:17.385	1:38.300	23.071	16.014	26.8	2:17.385
2	48.426	17.881	15.329	15.216	76.1	2:24.712	2	49.321	18.208	15.652	15.461	74.7	3:06.706
3	48.547	17.840	15.332	15.375	75.9	3:13.259	3	50.048	18.964	15.604	15.480	73.7	3:56.754
4	50.574	18.149	15.567	16.858	72.9	4:03.833	4	48.939	17.900	15.734	15.305	75.3	4:45.693
5	48.936	17.885	15.511	15.540	75.3	4:52.769	5	58.895	27.320	16.246	15.329	62.6	5:44.588
6	49.003	18.219	15.473	15.311	75.2	5:41.772	6	49.117	18.057	15.687	15.373	75.1	6:33.705
7	48.699	17.832	15.458	15.409	75.7	6:30.471	7	49.431	18.030	15.991	15.410	74.6	7:23.136
8	48.804	17.841	15.509	15.454	75.5	7:19.275							
<b>203</b> Kamil BENCHEKROUN MAR ROTAX 125 Junior MAX													
1	2:22.180	1:47.530	16.425	18.225	25.9	2:22.180	1	1:22.212	51.320	15.542	15.350	44.8	1:22.212
2	48.501	18.198	15.198	15.105	76.0	3:10.681	2	48.885	17.840	15.696	15.349	75.4	2:11.097
3	50.356	17.960	17.107	15.289	73.2	4:01.037	3	48.113	17.720	15.150	15.243	76.6	2:59.210
4	55.236	18.552	21.279	15.405	66.7	4:56.273	4	48.231	17.700	15.216	15.315	76.4	3:47.441
5	48.416	17.928	15.356	15.132	76.1	5:44.689	5	48.238	17.747	15.216	15.275	76.4	4:35.679
6	49.160	18.264	15.590	15.306	75.0	6:33.849	6	48.231	17.697	15.251	15.283	76.4	5:23.910
7	48.928	18.108	15.458	15.362	75.3	7:22.777	7	48.427	17.762	15.370	15.295	76.1	6:12.337
8	48.421	17.743	15.322	15.356	76.1	7:00.758	8	48.421	17.743	15.322	15.356	76.1	7:00.758
<b>204</b> Faris TAZI MAR ROTAX 125 Junior MAX													
1	2:20.312	1:46.929	16.599	16.784	26.3	2:20.312	1	2:15.469	1:42.956	17.093	15.420	27.2	2:15.469
2	49.252	18.396	15.580	15.276	74.8	3:09.564	2	49.193	18.229	15.717	15.247	74.9	3:04.662
3	50.192	18.256	16.631	15.305	73.4	3:59.756	3	48.523	17.846	15.454	15.223	76.0	3:53.185
4	50.262	18.169	16.809	15.284	73.3	4:50.018	4	49.119	18.571	15.361	15.187	75.1	4:42.304
5	48.852	18.141	15.389	15.322	75.5	5:38.870	5	48.504	17.920	15.344	15.240	76.0	5:30.808
6	48.841	18.044	15.401	15.396	75.5	6:27.711	6	48.760	18.024	15.416	15.320	75.6	6:19.568
7	48.690	17.952	15.368	15.370	75.7	7:08.258	7	48.690	17.952	15.368	15.370	75.7	7:08.258
<b>205</b> Danyl Sreyer AISSA DZA ROTAX 125 Junior MAX													
1	2:16.789	1:44.389	16.786	15.614	26.9	2:16.789	1	2:16.789	1:44.389	16.786	15.614	26.9	2:16.789
2	49.517	18.351	15.644	15.522	74.4	3:06.306	2	49.517	18.351	15.644	15.522	74.4	3:06.306
3	49.568	18.788	15.498	15.282	74.4	3:55.874	3	49.568	18.788	15.498	15.282	74.4	3:55.874
4	48.777	18.147	15.385	15.245	75.6	4:44.651	4	48.777	18.147	15.385	15.245	75.6	4:44.651
5	48.618	17.948	15.367	15.303	75.8	5:33.269	5	48.618	17.948	15.367	15.303	75.8	5:33.269
6	48.846	18.024	15.523	15.299	75.5	6:22.115	6	48.846	18.024	15.523	15.299	75.5	6:22.115
7	48.748	18.048	15.518	15.182	75.6	7:10.863	7	48.748	18.048	15.518	15.182	75.6	7:10.863
<b>206</b> Malek MUSTAFA PSE ROTAX 125 Junior MAX													
1	2:15.302	1:37.308	22.268	15.726	27.2	2:15.302	1	2:15.302	1:37.308	22.268	15.726	27.2	2:15.302
2	48.384	17.963	15.202	15.219	76.2	3:03.686	2	48.384	17.963	15.202	15.219	76.2	3:03.686
3	48.411	17.922	15.163	15.326	76.1	3:52.097	3	48.411	17.922	15.163	15.326	76.1	3:52.097
4	48.226	17.750	15.186	15.290	76.4	4:40.323	4	48.226	17.750	15.186	15.290	76.4	4:40.323
5	48.281	17.827	15.257	15.197	76.4	5:28.604	5	48.281	17.827	15.257	15.197	76.4	5:28.604
6	48.277	17.824	15.227	15.226	76.4	6:16.881	6	48.277	17.824	15.227	15.226	76.4	6:16.881
7	48.172	17.715	15.134	15.323	76.5	7:05.053	7	48.172	17.715	15.134	15.323	76.5	7:05.053
<b>207</b> Khaled NAJJAR BHR ROTAX 125 Junior MAX													
1	2:17.385	1:38.300	23.071	16.014	26.8	2:17.385	1	2:17.385	1:38.300	23.071	16.014	26.8	2:17.385
2	49.321	18.208	15.652	15.461	74.7	3:06.706	2	49.321	18.208	15.652	15.461	74.7	3:06.706
3	50.048	18.964	15.604	15.480	73.7	3:56.754	3	50.048	18.964	15.604	15.480	73.7	3:56.754
4	48.939	17.900	15.734	15.305	75.3	4:45.693	4	48.939	17.900	15.734	15.305	75.3	4:45.693
5	58.895	27.320	16.246	15.329	62.6	5:44.588	5	58.895	27.320	16.246	15.329	62.6	5:44.588
6	49.117	18.057	15.687	15.373	75.1	6:33.705	6	49.117	18.057	15.687	15.373	75.1	6:33.705
7	49.431	18.030	15.991	15.410	74.6	7:23.136	7	49.431	18.030	15.991	15.410	74.6	7:23.136
<b>208</b> Nathan KAPPEN ARE ROTAX 125 Junior MAX													
1	1:22.212	51.320	15.542	15.350	44.8	1:22.212	1	1:22.212	51.320	15.542	15.350	44.8	1:22.212
2	48.885	17.840	15.696	15.349	75.4	2:11.097	2	48.885	17.840	15.696	15.349	75.4	2:11.097
3	48.113	17.720	15.150	15.243	76.6	2:59.210	3	48.113	17.720	15.150	15.243	76.6	2:59.210
4	48.231	17.700	15.216	15.315	76.4	3:47.441	4	48.231	17.700	15.216	15.315	76.4	3:47.441
5	48.238	17.747	15.216	15.275	76.4	4:35.679	5	48.238	17.747	15.216	15.275	76.4	4:35.679
6	48.231	17.697	15.251	15.283	76.4	5:23.910	6	48.231	17.697	15.251	15.283	76.4	5:23.910
7	48.427	17.762	15.370	15.295	76.1	6:12.337	7	48.427	17.762	15.370	15.295	76.1	6:12.337
8	48.421	17.743	15.322	15.356	76.1	7:00.758	8	48.421	17.743	15.322	15.356	76.1	7:00.758
<b>209</b> Veer CHOPRA ARE ROTAX 125 Junior MAX													
1	2:15.469	1:42.956	17.093	15.420	27.2	2:15.469	1	2:15.469	1:42.956	17.093	15.420	27.2	2:15.469
2	49.193	18.229	15.717	15.247	74.9	3:04.662	2	49.193	18.229	15.717	15.247	74.9	3:04.662
3	48.523	17.846	15.454	15.223	76.0	3:53.185	3	48.523	17.846	15.454	15.223	76.0	3:53.185
4	49.119	18.571	15.361	15.187	75.1	4:42.304	4	49.119	18.571	15.361	15.187	75.1	4:42.304
5	48.504	17.920	15.344	15.240	76.0	5:30.808	5	48.504	17.920	15.344	15.240	76.0	5:30.808
6	48.760	18.024	15.416	15.320	75.6	6:19.568	6	48.760	18.024	15.416	15.320	75.6	6:19.568
7	48.690	17.952	15.368	15.370	75.7	7:08.258	7	48.690	17.952	15.368	15.370	75.7	7:08.258



# MENA KARTING CHAMPIONSHIP NATIONS CUP



## JUNIOR MAX MENA Karting Nations Cup 2024 Qualifying

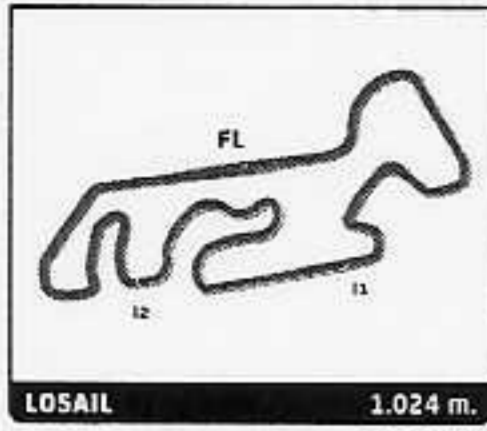
### Sector Analysis

— Invalidated Lap   ■ Personal Best   ■ Session Best   B Crossing the pit lane

Lap	Time	Sector 1	Sector 2	Sector 3	Kph	Elapsed	Lap	Time	Sector 1	Sector 2	Sector 3	Kph	Elapsed
<b>210</b> Roger EL FEGHALI LBN ROTAX 125 Junior MAX							7 48.905 <b>18.035</b> 15.637 15.233 75.4 7:10.699						
1	2:16.418	1:44.009	16.941	15.468	27.0	2:16.418	1	1:15.636	44.693	15.694	15.249	48.7	1:15.636
2	49.360	18.238	15.676	15.446	74.7	3:05.778	2	49.212	18.732	15.307	<b>15.173</b>	74.9	2:04.848
3	<b>48.303</b>	<b>17.870</b>	15.321	<b>15.112</b>	76.3	3:54.081	3	48.648	18.191	15.237	15.220	75.8	2:53.496
4	48.648	18.124	15.404	15.120	75.8	4:42.729	4	<b>48.636</b>	18.105	15.292	15.239	75.8	3:42.132
5	<b>48.455</b>	17.952	15.303	15.200	76.1	5:31.184	5	48.661	18.136	<b>15.231</b>	15.294	75.8	4:30.793
6	48.716	18.036	15.396	15.284	75.7	6:19.900	6	48.832	<b>18.079</b>	15.521	15.232	75.5	5:19.625
7	48.508	17.988	<b>15.282</b>	15.238	76.0	7:08.408	7	48.898	18.282	15.291	15.325	75.4	6:08.523
<b>211</b> Adam ELBASSIONY EGY ROTAX 125 Junior MAX							8 48.802 18.168 15.351 15.283 75.5 6:57.325						
1	2:19.165	1:45.947	17.108	16.110	26.5	2:19.165	9	48.904	18.257	15.364	15.283	75.4	7:46.229
2	<b>48.312</b>	17.888	<b>15.247</b>	15.177	76.3	3:07.477	<b>216</b> Faisal AL SARHANI OMN ROTAX 125 Junior MAX						
3	50.990	19.690	15.906	15.394	72.3	3:58.467	1	1:34.484	1:01.720	17.186	15.578	39.0	1:34.484
4	48.351	<b>17.737</b>	15.491	<b>15.123</b>	76.2	4:46.818	2	49.439	18.482	15.473	15.484	74.6	2:23.923
5	49.029	17.940	15.768	15.321	75.2	5:35.847	3	<b>48.896</b>	18.327	15.367	<b>15.202</b>	75.4	3:12.819
6	48.578	17.830	15.456	15.292	75.9	6:24.425	4	49.928	<b>18.160</b>	15.460	16.308	73.8	4:02.747
7	48.701	17.839	15.431	15.431	75.7	7:13.126	5	50.449	18.305	<b>15.270</b>	16.874	73.1	4:53.196
<b>212</b> Sameeh AL-AS'AAD JOR ROTAX 125 Junior MAX							6 49.474 18.709 15.451 15.314 74.5 5:42.670						
1	1:42.130	1:09.096	16.764	16.270	36.1	1:42.130	7	48.993	18.259	15.418	15.316	75.2	6:31.663
2	50.673	18.785	<b>15.969</b>	15.919	72.7	2:32.803	8	49.313	18.354	15.639	15.320	74.8	7:20.976
3	<b>50.484</b>	<b>18.600</b>	16.019	<b>15.865</b>	73.0	3:23.287	<b>217</b> Nasser NASS BHR ROTAX 125 Junior MAX						
4	50.718	18.615	16.035	16.068	72.7	4:14.005	1	2:15.806	1:37.751	22.627	15.428	27.1	2:15.806
5	50.950	18.744	16.095	16.111	72.4	5:04.955	2	49.007	18.164	15.773	15.070	75.2	3:04.813
6	51.196	18.803	16.292	16.101	72.0	5:56.151	3	48.437	18.001	15.408	<b>15.028</b>	76.1	3:53.250
7	50.988	18.656	16.085	16.247	72.3	6:47.139	4	48.496	18.029	15.356	15.111	76.0	4:41.746
8	51.055	18.623	16.251	16.181	72.2	7:38.194	5	<b>48.371</b>	17.839	15.398	15.134	76.2	5:30.117
<b>213</b> Janna AL NUJAIMAN SAU ROTAX 125 Junior MAX							6 48.393 <b>17.790</b> 15.388 15.215 76.2 6:18.510						
1	1:19.646	47.088	16.885	15.673	46.3	1:19.646	7	48.439	17.881	<b>15.303</b>	15.255	76.1	7:06.949
2	55.720	19.350	17.960	18.410	66.2	2:15.366	<b>218</b> Riyad YOUSFI MAR ROTAX 125 Junior MAX						
3	50.665	18.175	16.614	15.876	72.8	3:06.031	1	2:03.355	1:32.269	15.638	15.448	29.9	2:03.355
4	49.087	18.337	<b>15.299</b>	15.451	75.1	3:55.118	2	48.733	18.073	15.394	15.266	75.6	2:52.088
5	<b>48.610</b>	<b>18.011</b>	15.348	<b>15.251</b>	75.8	4:43.728	3	48.571	17.963	15.329	15.279	75.9	3:40.659
6	48.863	18.096	15.418	15.349	75.4	5:32.591	4	<b>48.396</b>	<b>17.878</b>	15.271	15.247	76.2	4:29.055
7	48.819	18.054	15.411	15.354	75.5	6:21.410	5	48.518	17.969	15.329	<b>15.220</b>	76.0	5:17.573
8	48.984	18.147	15.483	15.354	75.3	7:10.394	6	48.578	17.964	15.327	15.287	75.9	6:06.151
<b>214</b> Rashid HELAL BHR ROTAX 125 Junior MAX							7 48.851 18.145 15.312 15.394 75.5 6:55.002						
1	2:16.669	1:38.010	22.754	15.905	27.0	2:16.669	8	<b>48.484</b>	17.956	<b>15.251</b>	15.277	76.0	7:43.486
2	49.422	18.268	15.625	15.529	74.6	3:06.091	<b>219</b> Ahmad Adeel JAWED QAT ROTAX 125 Junior MAX						
3	49.297	18.743	<b>15.433</b>	<b>15.121</b>	74.8	3:55.388	1	1:38.889	1:07.393	15.898	15.598	37.3	1:38.889
4	<b>48.791</b>	18.089	15.500	15.202	75.6	4:44.179	2	49.093	18.185	<b>15.512</b>	15.396	75.1	2:27.982
5	48.830	18.104	15.441	15.285	75.5	5:33.009	3	<b>48.791</b>	17.991	15.516	<b>15.284</b>	75.6	3:16.773
6	<b>48.785</b>	18.109	15.533	15.143	75.6	6:21.794							



# MENA KARTING CHAMPIONSHIP NATIONS CUP



## JUNIOR MAX MENA Karting Nations Cup 2024 Qualifying

### Sector Analysis

— Invalidated Lap   ■ Personal Best   ■ Session Best   B Crossing the pit lane

Lap	Time	Sector 1	Sector 2	Sector 3	Kph	Elapsed	Lap	Time	Sector 1	Sector 2	Sector 3	Kph	Elapsed
4	48.840	<b>17.938</b>	15.577	15.325	75.5	4:05.613							
5	49.496	18.422	15.689	15.385	74.5	4:55.109							
6	49.263	18.121	15.770	15.372	74.8	5:44.372							
7	49.168	18.006	15.724	15.438	75.0	6:33.540							
8	50.064	17.985	16.677	15.402	73.6	7:23.604							

**220** Danish QUERESHI QAT  
ROTAX 125 Junior MAX

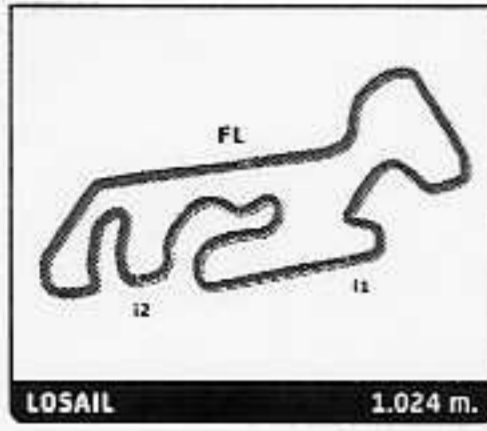
1	1:30.886	59.379	15.893	15.614	40.6	1:30.886
2	49.665	18.224	15.719	15.722	74.2	2:20.551
3	49.511	18.342	15.747	<b>15.422</b>	74.5	3:10.062
4	50.601	18.105	16.981	15.515	72.9	4:00.663
5	49.954	18.201	16.060	15.693	73.8	4:50.617
6	<b>49.397</b>	<b>18.092</b>	<b>15.685</b>	15.620	74.6	5:40.014
7	49.435	18.107	15.802	15.526	74.6	6:29.449
8	49.732	18.275	15.701	15.756	74.1	7:19.181

**222** Mikko ARRIES QAT  
ROTAX 125 Junior MAX

1	1:24.967	53.233	15.980	15.754	43.4	1:24.967
2	54.882	20.105	18.148	16.629	67.2	2:19.849
3	49.428	18.486	<b>15.463</b>	15.479	74.6	3:09.277
4	50.274	18.123	16.748	<b>15.403</b>	73.3	3:59.551
5	49.179	18.133	15.495	15.551	75.0	4:48.730
6	49.095	18.082	15.533	15.480	75.1	5:37.825
7	<b>48.949</b>	<b>18.024</b>	15.489	15.436	75.3	6:26.774
8	49.148	18.068	15.563	15.517	75.0	7:15.922

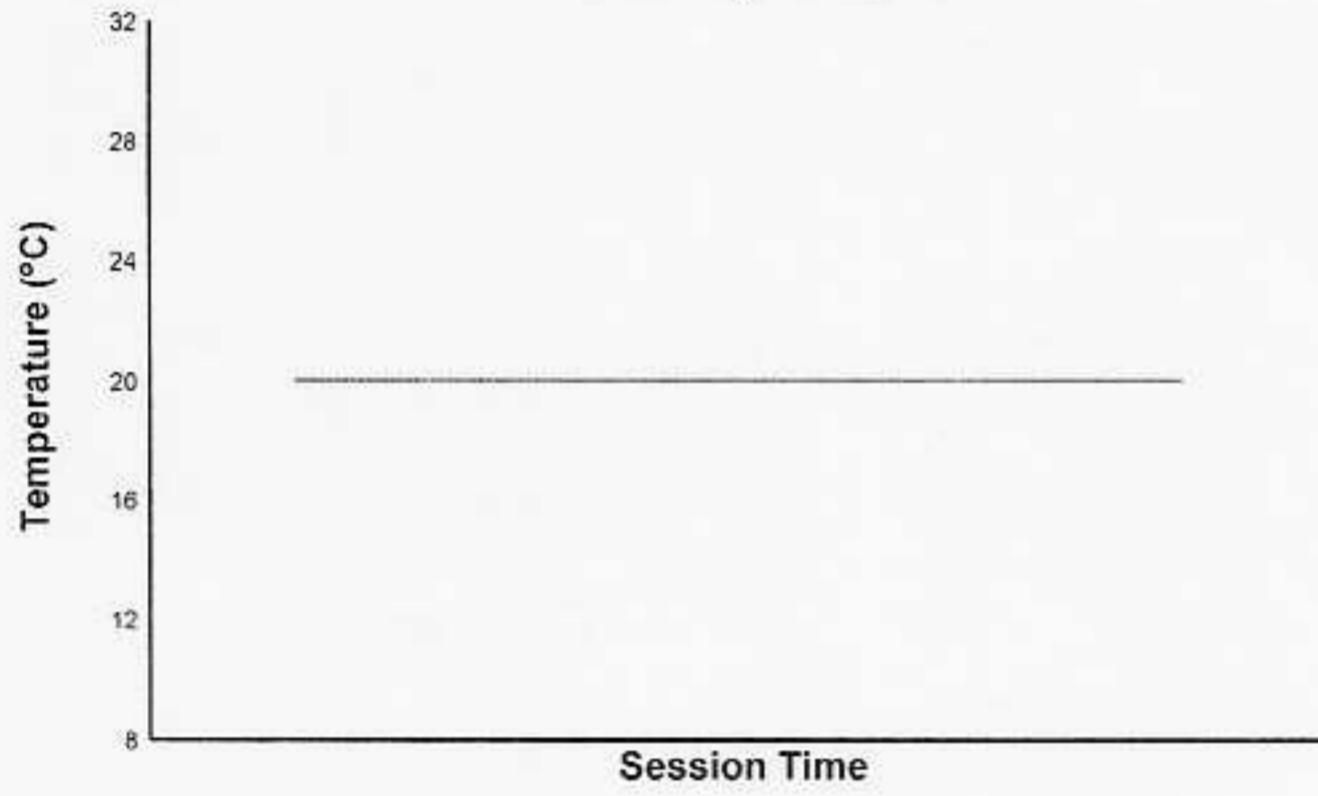


# MENA KARTING CHAMPIONSHIP NATIONS CUP

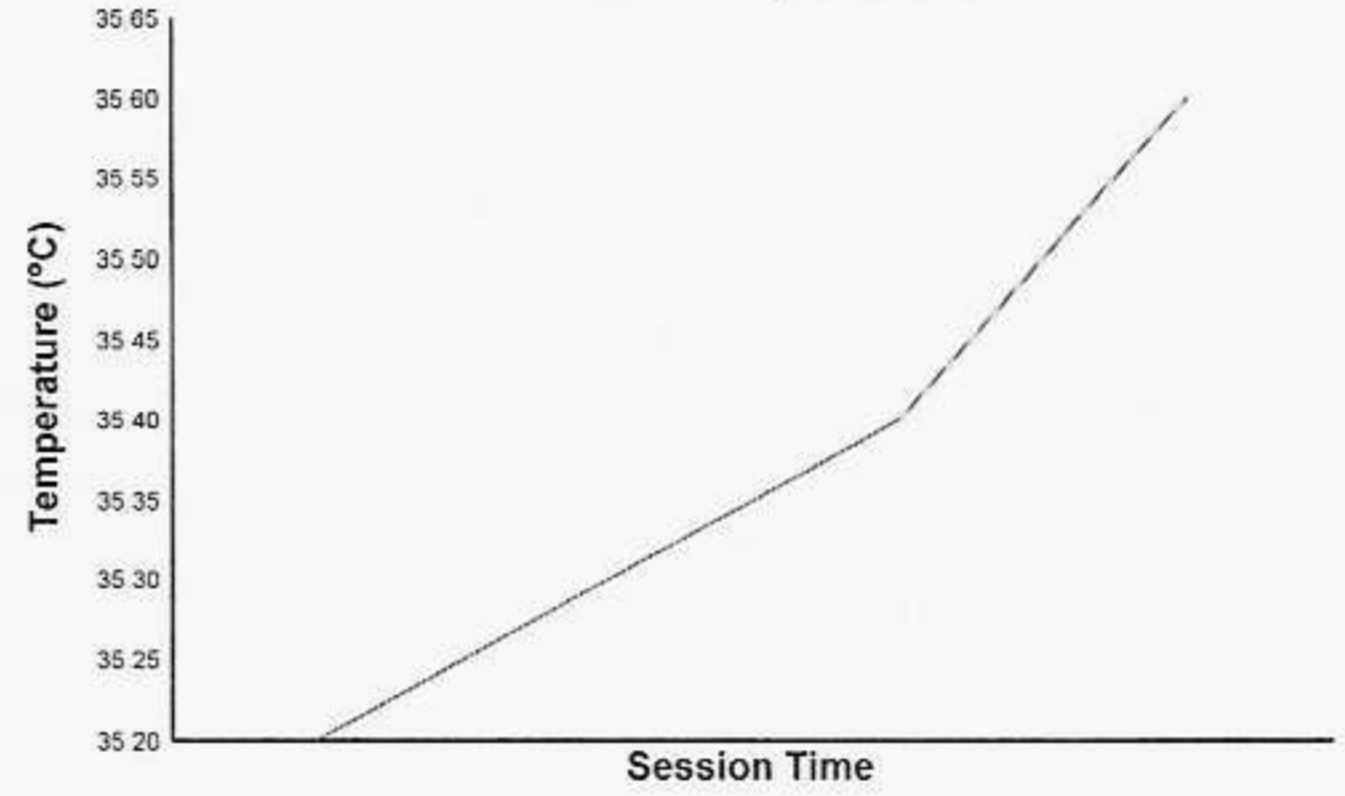


## MENA Karting Nations Cup 2024 JUNIOR MAX Qualifying Weather Report


### Air Temperature




### Track Temperature

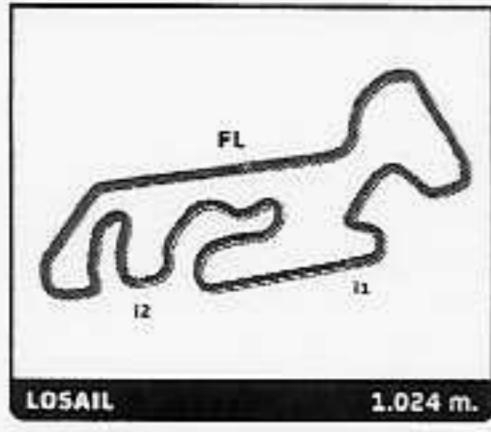


### Humidity



### Pressure




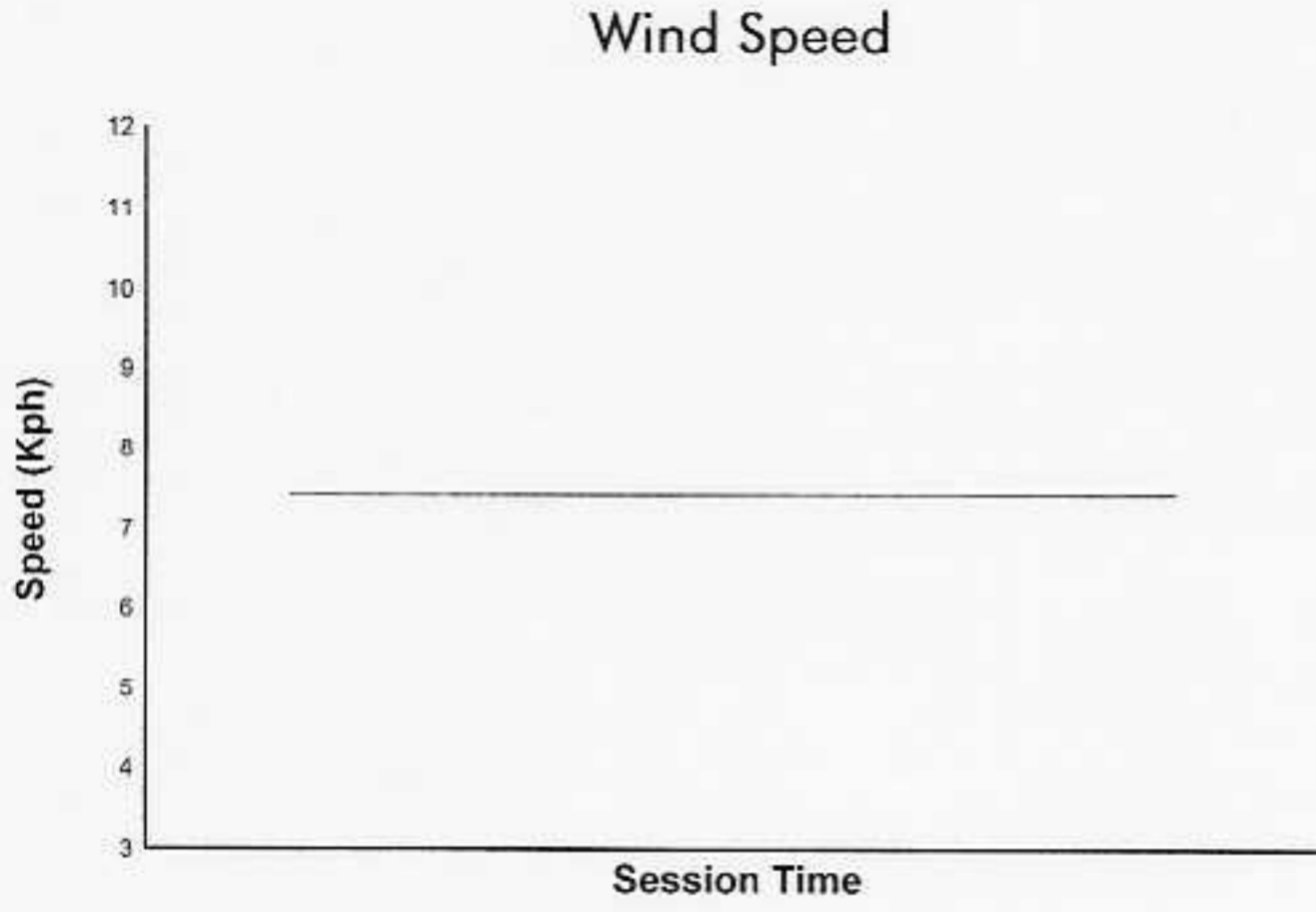


# MENA Karting Nations Cup 2024

## JUNIOR MAX

### Qualifying

### Weather Report



Track Status: **DRY**

