

JUNIOR MAX

MENA Karting Nations Cup 2024

Warm-Up

Classification

No	Driver	Nat	Team	Car	Cl.	Time	Lap	Total	Gap	Kph
1	203 Kamil BENCHEKROUN	MAR		ROTAX 125 Junior MAX	JUNIOR	48.749	6	6	-	75.6
2	210 Roger EL FEGHALI	LBN		ROTAX 125 Junior MAX	JUNIOR	48.782	5	6	+0.033	75.6
3	209 Veer CHOPRA	ARE		ROTAX 125 Junior MAX	JUNIOR	48.873	4	6	+0.124	75.4
4	218 Riyad YOUSFI	MAR		ROTAX 125 Junior MAX	JUNIOR	48.924	6	6	+0.175	75.3
5	206 Malek MUSTAFA	PSE		ROTAX 125 Junior MAX	JUNIOR	49.067	3	3	+0.318	75.1
6	217 Nasser NASS	BHR		ROTAX 125 Junior MAX	JUNIOR	49.087	4	4	+0.338	75.1
7	208 Nathan KAPPEN	ARE		ROTAX 125 Junior MAX	JUNIOR	49.174	6	6	+0.425	75.0
8	200 Tameem HASSIBA	QAT		ROTAX 125 Junior MAX	JUNIOR	49.216	3	6	+0.467	74.9
9	202 Mohammed AL THANI	QAT		ROTAX 125 Junior MAX	JUNIOR	49.245	4	5	+0.496	74.9
10	211 Adam ELBASSIONY	EGY		ROTAX 125 Junior MAX	JUNIOR	49.304	5	5	+0.555	74.8
11	219 Ahmad Adeel JAWED	QAT		ROTAX 125 Junior MAX	JUNIOR	49.352	4	6	+0.603	74.7
12	205 Danyl Sreyer AISSA	DZA		ROTAX 125 Junior MAX	JUNIOR	49.482	5	6	+0.733	74.5
13	215 Shonal KUNIMAL	PSE		ROTAX 125 Junior MAX	JUNIOR	49.686	5	6	+0.937	74.2
14	213 Janna AL NUJAIMAN	SAU		ROTAX 125 Junior MAX	JUNIOR	49.705	5	5	+0.956	74.2
15	216 Faisal AL SARHANI	OMN		ROTAX 125 Junior MAX	JUNIOR	49.755	6	6	+1.006	74.1
16	207 Khaled NAJJAR	BHR		ROTAX 125 Junior MAX	JUNIOR	49.766	4	6	+1.017	74.1
17	214 Rashid HELAL	BHR		ROTAX 125 Junior MAX	JUNIOR	49.828	4	6	+1.079	74.0
18	222 Mikko ARRIES	QAT		ROTAX 125 Junior MAX	JUNIOR	49.848	4	6	+1.099	74.0
19	201 Nimr AL-QAHTANI	QAT		ROTAX 125 Junior MAX	JUNIOR	49.909	5	6	+1.160	73.9
20	212 Sameeh AL-AS'AAD	JOR		ROTAX 125 Junior MAX	JUNIOR	51.565	2	4	+2.816	71.5
21	204 Faris TAZI	MAR		ROTAX 125 Junior MAX	JUNIOR					
22	220 Danish QUERESHI	QAT		ROTAX 125 Junior MAX	JUNIOR					

Fastest Lap: Lap 6 | Kamil BENCHEKROUN | 48.749 | 75.6 Kph

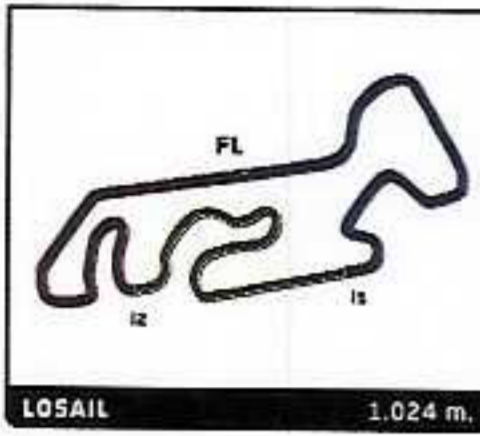
Published at:

Track Status: **DRY**

Race Director Mark Horsley 	Timekeeper: Isaac Mulungui 
---	---



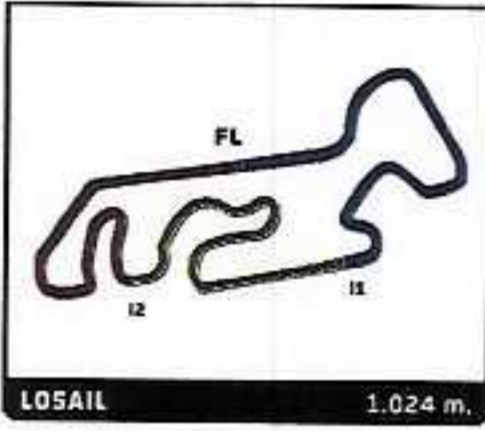
MENA KARTING CHAMPIONSHIP NATIONS CUP



JUNIOR MAX MENA Karting Nations Cup 2024 Warm-Up

Best Sector Times

Sector 1			Sector 2			Sector 3			Ideal Lap	Best Lap				
Pos	No	Driver	Time	No	Driver	Time	Pos	No			Driver			
1	200	T.HASSIBA	18.013	210	R.EL FEGHALI	15.310	203	K.BENCHEKROUN	15.256	1	203	K.BENCHEKROUN	0:48.739	48.749 (1)
2	206	M.MUSTAFA	18.051	203	K.BENCHEKROUN	15.402	209	V.CHOPRA	15.283	2	210	R.EL FEGHALI	0:48.782	48.782 (2)
3	209	V.CHOPRA	18.056	218	R.YOUSFI	15.434	201	N.AL-QAHTANI	15.326	3	209	V.CHOPRA	0:48.790	48.873 (3)
4	218	R.YOUSFI	18.077	209	V.CHOPRA	15.451	217	N.NASS	15.363	4	218	R.YOUSFI	0:48.923	48.924 (4)
5	203	K.BENCHEKROUN	18.081	217	N.NASS	15.452	210	R.EL FEGHALI	15.371	5	217	N.NASS	0:49.002	49.087 (6)
6	210	R.EL FEGHALI	18.101	208	N.KAPPEN	15.457	218	R.YOUSFI	15.412	6	206	M.MUSTAFA	0:49.067	49.067 (5)
7	202	M.AL THANI	18.129	206	M.MUSTAFA	15.502	205	D.AISSA	15.427	7	208	N.KAPPEN	0:49.108	49.174 (7)
8	208	N.KAPPEN	18.139	215	S.KUNIMAL	15.502	219	A.JAWED	15.447	8	202	M.AL THANI	0:49.120	49.245 (9)
9	219	A.JAWED	18.155	202	M.AL THANI	15.519	202	M.AL THANI	15.472	9	200	T.HASSIBA	0:49.200	49.216 (8)
10	217	N.NASS	18.187	211	A.ELBASSIONY	15.582	216	F.AL SARHANI	15.480	10	219	A.JAWED	0:49.284	49.352 (11)
11	211	A.ELBASSIONY	18.196	205	D.AISSA	15.594	207	K.NAJJAR	15.490	11	205	D.AISSA	0:49.288	49.482 (12)
12	205	D.AISSA	18.267	216	F.AL SARHANI	15.613	200	T.HASSIBA	15.498	12	211	A.ELBASSIONY	0:49.304	49.304 (10)
13	214	R.HEHAL	18.296	213	J.AL NUJAIMAN	15.621	214	R.HEHAL	15.501	13	215	S.KUNIMAL	0:49.385	49.686 (13)
14	222	M.ARRIES	18.311	219	A.JAWED	15.682	208	N.KAPPEN	15.512	14	222	M.ARRIES	0:49.570	49.848 (18)
15	215	S.KUNIMAL	18.315	222	M.ARRIES	15.683	206	M.MUSTAFA	15.514	15	213	J.AL NUJAIMAN	0:49.622	49.705 (14)
16	213	J.AL NUJAIMAN	18.420	200	T.HASSIBA	15.689	211	A.ELBASSIONY	15.526	16	216	F.AL SARHANI	0:49.644	49.755 (15)
17	207	K.NAJJAR	18.467	207	K.NAJJAR	15.767	215	S.KUNIMAL	15.568	17	214	R.HEHAL	0:49.646	49.828 (17)
18	216	F.AL SARHANI	18.551	201	N.AL-QAHTANI	15.794	222	M.ARRIES	15.576	18	207	K.NAJJAR	0:49.724	49.766 (16)
19	201	N.AL-QAHTANI	18.620	214	R.HEHAL	15.849	213	J.AL NUJAIMAN	15.581	19	201	N.AL-QAHTANI	0:49.740	49.909 (19)
20	212	S.AL-ASAAD	18.984	212	S.AL-ASAAD	16.228	212	S.AL-ASAAD	16.135	20	212	S.AL-ASAAD	0:51.347	51.565 (20)



JUNIOR MAX

MENA Karting Nations Cup 2024

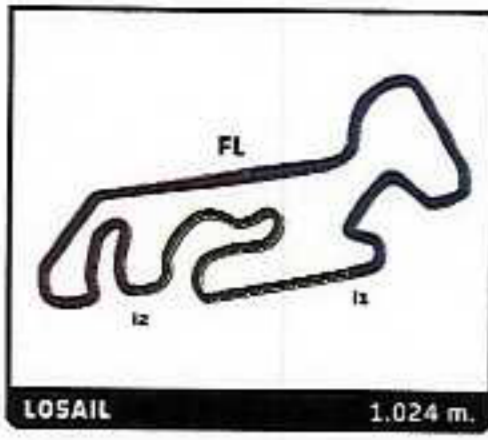
Warm-Up

Fastest Lap Sequence

Elapsed	No	Driver	Team	Car	Class	Time	Kph	Lap
2:06.280	206	Malek MUSTAFA		ROTAX 125 Junior MAX	JUNIOR	49.426	74.6	2
2:19.528	203	Kamil BENCHEKROUN		ROTAX 125 Junior MAX	JUNIOR	49.059	75.1	2
3:08.527	203	Kamil BENCHEKROUN		ROTAX 125 Junior MAX	JUNIOR	48.999	75.2	3
3:51.219	209	Veer CHOPRA		ROTAX 125 Junior MAX	JUNIOR	48.873	75.4	4
3:57.375	203	Kamil BENCHEKROUN		ROTAX 125 Junior MAX	JUNIOR	48.848	75.5	4
4:40.518	210	Roger EL FEGHALI		ROTAX 125 Junior MAX	JUNIOR	48.782	75.6	5
5:35.173	203	Kamil BENCHEKROUN		ROTAX 125 Junior MAX	JUNIOR	48.749	75.6	6



MENA KARTING CHAMPIONSHIP NATIONS CUP

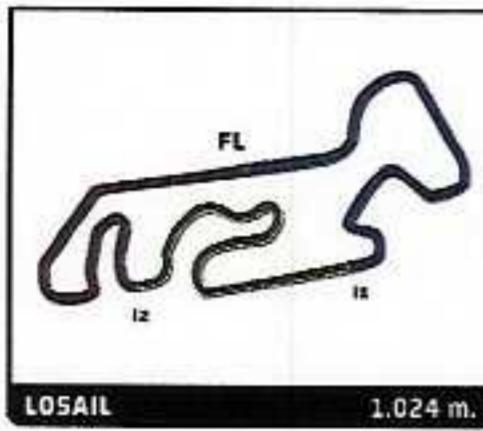


JUNIOR MAX MENA Karting Nations Cup 2024 Warm-Up

Sector Analysis

— Invalidated Lap ■ Personal Best ■ Session Best B Crossing the pit lane

Lap	Time	Sector 1	Sector 2	Sector 3	Kph	Elapsed	Lap	Time	Sector 1	Sector 2	Sector 3	Kph	Elapsed
200 Tameem HASSIBA QAT ROTAX 125 Junior MAX							4	49.766	18.467	15.809	15.490	74.1	3:49.694
1	1:25.282	52.503	16.499	16.280	43.2	1:25.282	5	50.023	18.673	15.767	15.583	73.7	4:39.717
2	49.619	18.278	15.736	15.605	74.3	2:14.901	6	50.603	18.541	16.405	15.657	72.8	5:30.320
3	49.216	18.013	15.705	15.498	74.9	3:04.117							
4	49.284	18.041	15.689	15.554	74.8	3:53.401							
5	49.286	18.055	15.693	15.538	74.8	4:42.687							
6	49.292	18.022	15.707	15.563	74.8	5:31.979							
201 Nimr AL-QAHTANI QAT ROTAX 125 Junior MAX													
1	1:36.158	1:03.842	16.514	15.802	38.3	1:36.158							
2	50.131	18.763	15.887	15.481	73.5	2:26.289							
3	49.956	18.785	15.794	15.377	73.8	3:16.245							
4	50.218	18.819	16.073	15.326	73.4	4:06.463							
5	49.909	18.620	15.900	15.389	73.9	4:56.372							
6	49.956	18.743	15.849	15.364	73.8	5:46.328							
202 Mohammed AL THANI QAT ROTAX 125 Junior MAX													
1	1:25.373	52.210	17.052	16.111	43.2	1:25.373							
2	49.721	18.516	15.733	15.472	74.1	2:15.094							
3	49.348	18.302	15.539	15.507	74.7	3:04.442							
4	49.245	18.129	15.614	15.502	74.9	3:53.687							
5	49.540	18.135	15.815	15.590	74.4	4:43.227							
203 Kamil BENCHEKROUN MAR ROTAX 125 Junior MAX													
1	1:30.469	56.704	18.125	15.640	40.7	1:30.469							
2	49.059	18.272	15.462	15.325	75.1	2:19.528							
3	48.999	18.174	15.444	15.381	75.2	3:08.527							
4	48.848	18.148	15.402	15.298	75.5	3:57.375							
5	49.049	18.187	15.519	15.343	75.2	4:46.424							
6	48.749	18.081	15.412	15.256	75.6	5:35.173							
205 Danyl Sreyer AISSA DZA ROTAX 125 Junior MAX													
1	1:18.604	47.036	16.019	15.549	46.9	1:18.604							
2	49.958	18.550	15.594	15.814	73.8	2:08.562							
3	49.548	18.373	15.748	15.427	74.4	2:58.110							
4	50.015	18.884	15.604	15.527	73.7	3:48.125							
5	49.482	18.267	15.740	15.475	74.5	4:37.607							
6	49.812	18.460	15.773	15.579	74.0	5:27.419							
206 Malek MUSTAFA PSE ROTAX 125 Junior MAX													
1	1:16.854	45.577	15.725	15.552	48.0	1:16.854							
2	49.426	18.350	15.518	15.558	74.6	2:06.280							
3	49.067	18.051	15.502	15.514	75.1	2:55.347							
207 Khaled NAJJAR BHR ROTAX 125 Junior MAX													
1	1:20.198	48.455	16.232	15.511	46.0	1:20.198							
2	49.816	18.513	15.801	15.502	74.0	2:10.014							
3	49.914	18.589	15.779	15.546	73.9	2:59.928							
208 Nathan KAPPEN ARE ROTAX 125 Junior MAX													
1	1:24.592	52.342	16.387	15.863	43.6	1:24.592							
2	49.620	18.354	15.665	15.601	74.3	2:14.212							
3	49.445	18.226	15.650	15.569	74.6	3:03.657							
4	49.299	18.199	15.572	15.528	74.8	3:52.956							
5	49.327	18.166	15.649	15.512	74.7	4:42.283							
6	49.174	18.139	15.457	15.578	75.0	5:31.457							
209 Veer CHOPRA ARE ROTAX 125 Junior MAX													
1	1:22.840	50.943	16.163	15.734	44.5	1:22.840							
2	50.010	18.606	15.947	15.457	73.7	2:12.850							
3	49.496	18.239	15.693	15.564	74.5	3:02.346							
4	48.873	18.139	15.451	15.283	75.4	3:51.219							
5	48.887	18.056	15.488	15.343	75.4	4:40.106							
6	50.092	18.375	15.727	15.990	73.6	5:30.198							
210 Roger EL FEGHALI LBN ROTAX 125 Junior MAX													
1	1:22.358	50.414	16.344	15.600	44.8	1:22.358							
2	50.091	18.771	15.939	15.381	73.6	2:12.449							
3	49.864	18.310	15.882	15.672	73.9	3:02.313							
4	49.423	18.408	15.557	15.458	74.6	3:51.736							
5	48.782	18.101	15.310	15.371	75.6	4:40.518							
6	49.544	18.204	15.709	15.631	74.4	5:30.062							
211 Adam ELBASSIONY EGY ROTAX 125 Junior MAX													
1	1:42.853	1:10.525	16.625	15.703	35.8	1:42.853							
2	49.996	18.506	15.873	15.617	73.7	2:32.849							
3	49.758	18.431	15.700	15.627	74.1	3:22.607							
4	49.594	18.326	15.733	15.535	74.3	4:12.201							
5	49.304	18.196	15.582	15.526	74.8	5:01.505							
212 Sameeh AL-AS'AAD JOR ROTAX 125 Junior MAX													
1	2:51.836	2:18.724	16.759	16.353	21.5	2:51.836							
2	51.565	18.984	16.446	16.135	71.5	3:43.401							
3	52.212	19.077	16.353	16.782	70.6	4:35.613							
4	51.703	19.324	16.228	16.151	71.3	5:27.316							
213 Janna AL NUJAIMAN SAU ROTAX 125 Junior MAX													
1	1:21.714	48.970	16.716	16.028	45.1	1:21.714							
2	51.758	19.283	16.887	15.588	71.2	2:13.472							
3	1:34.218B	18.508	15.781	59.929	39.1	3:47.690							
4	1:01.438	29.954	15.903	15.581	60.0	4:49.128							
5	49.705	18.420	15.621	15.664	74.2	5:38.833							
214 Rashid HELAL BHR ROTAX 125 Junior MAX													



JUNIOR MAX

MENA Karting Nations Cup 2024

Warm-Up

Sector Analysis

— Invalidated Lap ■ Personal Best ■ Session Best B Crossing the pit lane

Lap	Time	Sector 1	Sector 2	Sector 3	Kph	Elapsed	Lap	Time	Sector 1	Sector 2	Sector 3	Kph	Elapsed
1	1:21.862	49.270	16.647	15.945	45.0	1:21.862	5	50.361	18.432	16.353	15.576	73.2	4:47.133
2	50.218	18.779	15.938	15.501	73.4	2:12.080	6	50.003	18.350	15.765	15.888	73.7	5:37.136
3	50.637	18.481	15.852	16.304	72.8	3:02.717							
4	49.828	18.368	15.849	15.611	74.0	3:52.545							
5	50.363	18.362	16.500	15.501	73.2	4:42.908							
6	49.843	18.296	15.988	15.559	74.0	5:32.751							

215 Shonal KUNIMAL PSE
ROTAX 125 Junior MAX

1	1:17.339	45.827	15.932	15.580	47.7	1:17.339
2	49.800	18.503	15.698	15.599	74.0	2:07.139
3	50.931	19.560	15.803	15.568	72.4	2:58.070
4	49.770	18.665	15.502	15.603	74.1	3:47.840
5	49.686	18.315	15.736	15.635	74.2	4:37.526
6	49.791	18.323	15.820	15.648	74.0	5:27.317

216 Faisal AL SARHANI OMN
ROTAX 125 Junior MAX

1	1:35.807	1:03.210	16.761	15.836	38.5	1:35.807
2	50.301	18.588	15.800	15.913	73.3	2:26.108
3	49.985	18.707	15.744	15.534	73.8	3:16.093
4	50.193	18.669	15.890	15.634	73.4	4:06.286
5	49.922	18.551	15.839	15.532	73.8	4:56.208
6	49.755	18.662	15.613	15.480	74.1	5:45.963

217 Nasser NASS BHR
ROTAX 125 Junior MAX

1	1:17.643	46.262	15.969	15.412	47.5	1:17.643
2	49.601	18.402	15.741	15.458	74.3	2:07.244
3	49.303	18.353	15.587	15.363	74.8	2:56.547
4	49.087	18.204	15.452	15.431	75.1	3:45.634

218 Riyad YOUSFI MAR
ROTAX 125 Junior MAX

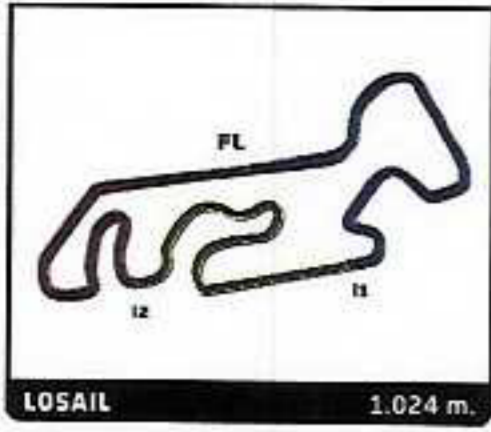
1	1:35.113	1:03.241	16.294	15.578	38.8	1:35.113
2	49.310	18.283	15.511	15.516	74.8	2:24.423
3	49.260	18.185	15.621	15.454	74.8	3:13.683
4	49.178	18.183	15.521	15.474	75.0	4:02.861
5	48.961	18.083	15.434	15.444	75.3	4:51.822
6	48.924	18.077	15.435	15.412	75.3	5:40.746

219 Ahmad Adeel JAWED QAT
ROTAX 125 Junior MAX

1	1:25.486	53.336	16.208	15.942	43.1	1:25.486
2	50.005	18.707	15.700	15.598	73.7	2:15.491
3	49.617	18.443	15.727	15.447	74.3	3:05.108
4	49.352	18.205	15.682	15.465	74.7	3:54.460
5	49.504	18.155	15.842	15.507	74.5	4:43.964
6	49.497	18.177	15.838	15.482	74.5	5:33.461

222 Mikko ARRIES QAT
ROTAX 125 Junior MAX

1	1:26.575	51.986	16.361	18.228	42.6	1:26.575
2	50.460	18.905	15.736	15.819	73.1	2:17.035
3	49.889	18.311	15.687	15.891	73.9	3:06.924
4	49.848	18.432	15.683	15.733	74.0	3:56.772


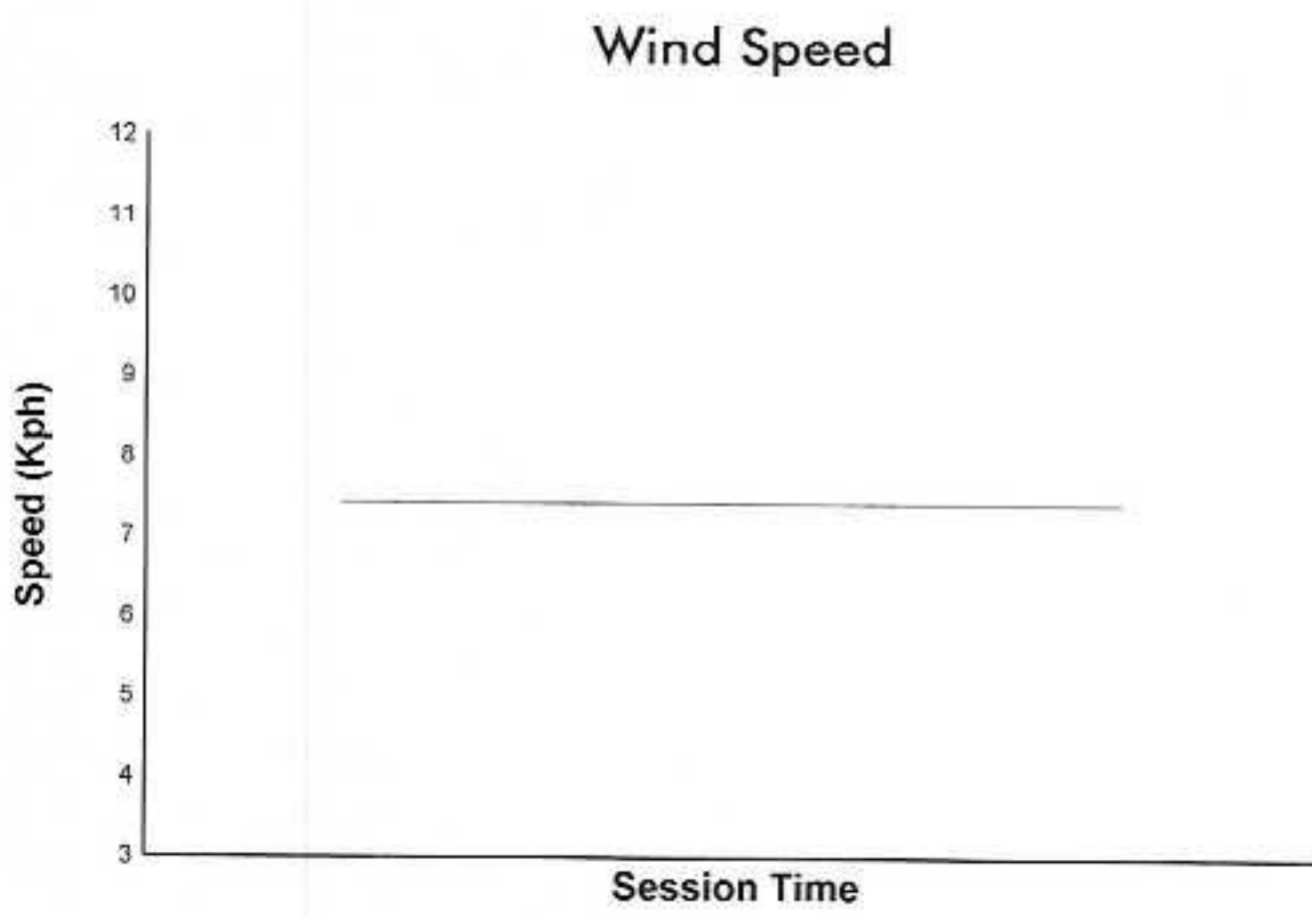
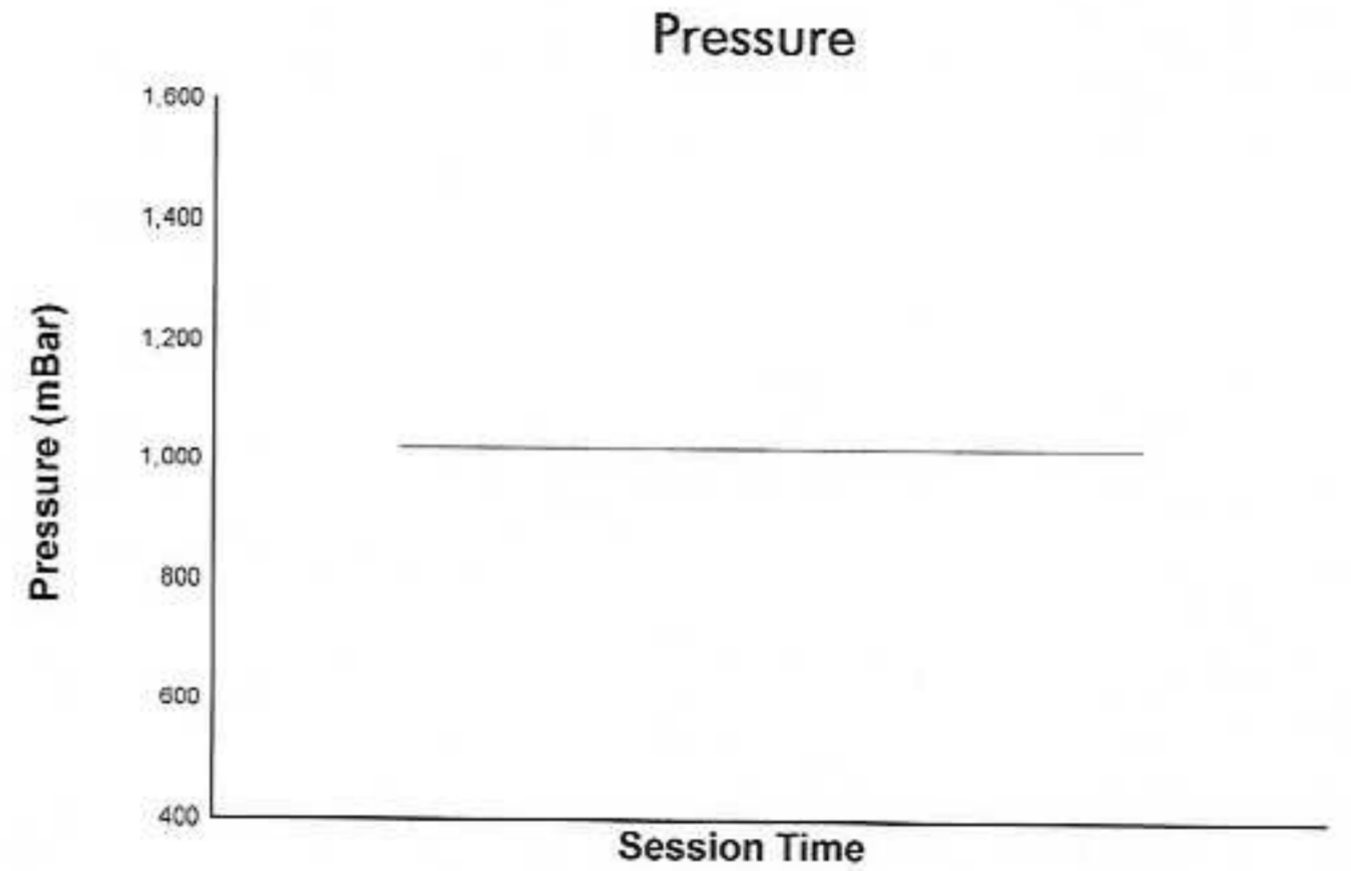
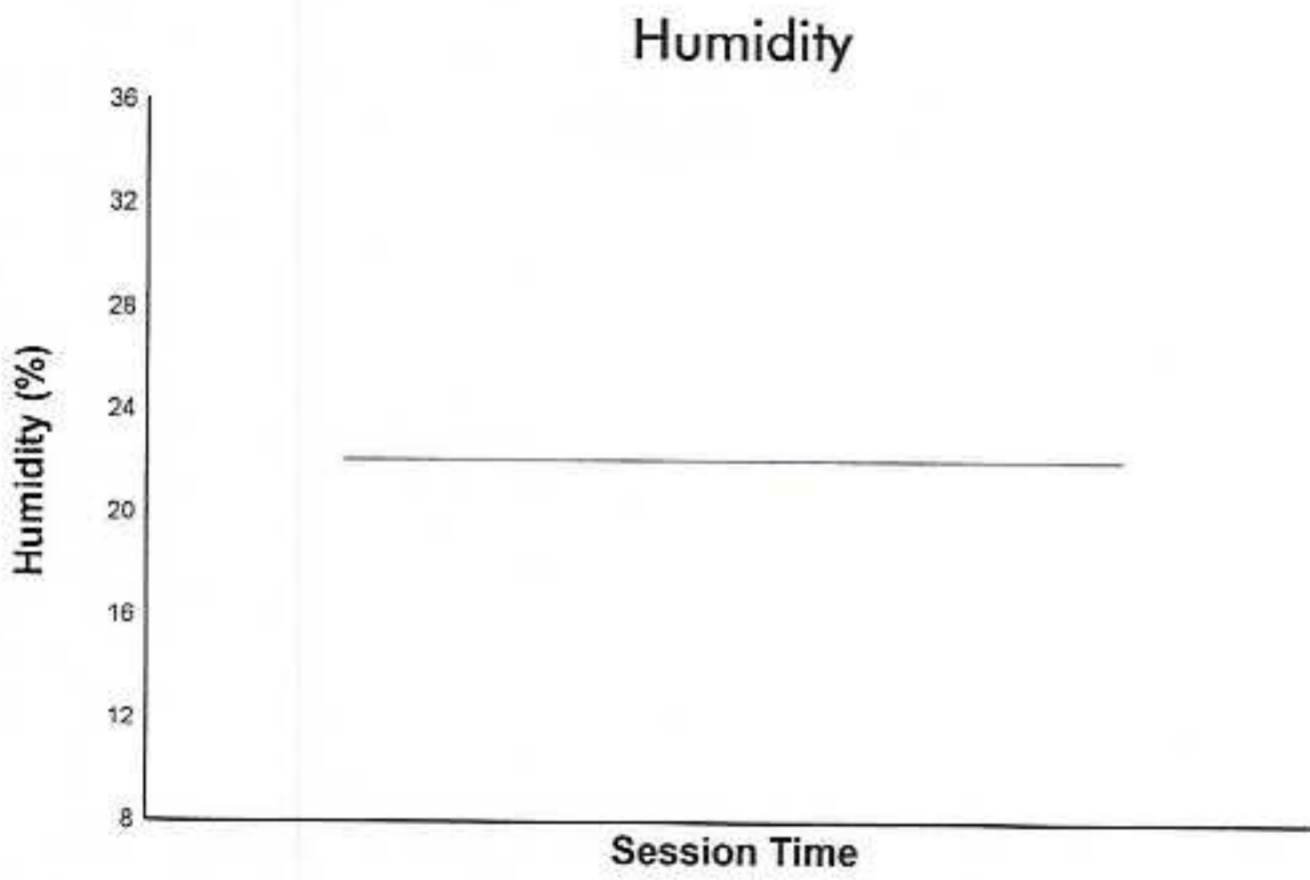
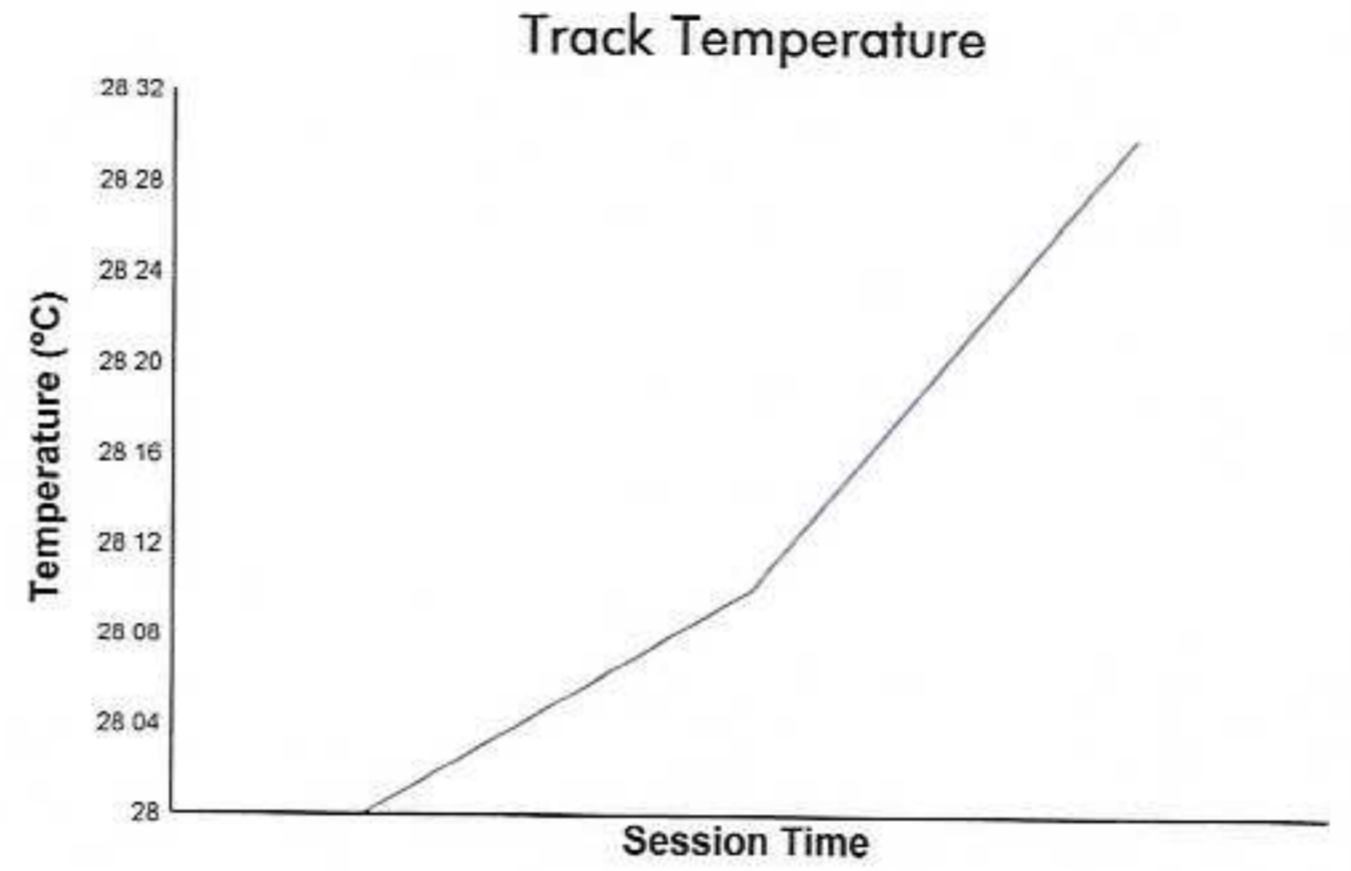
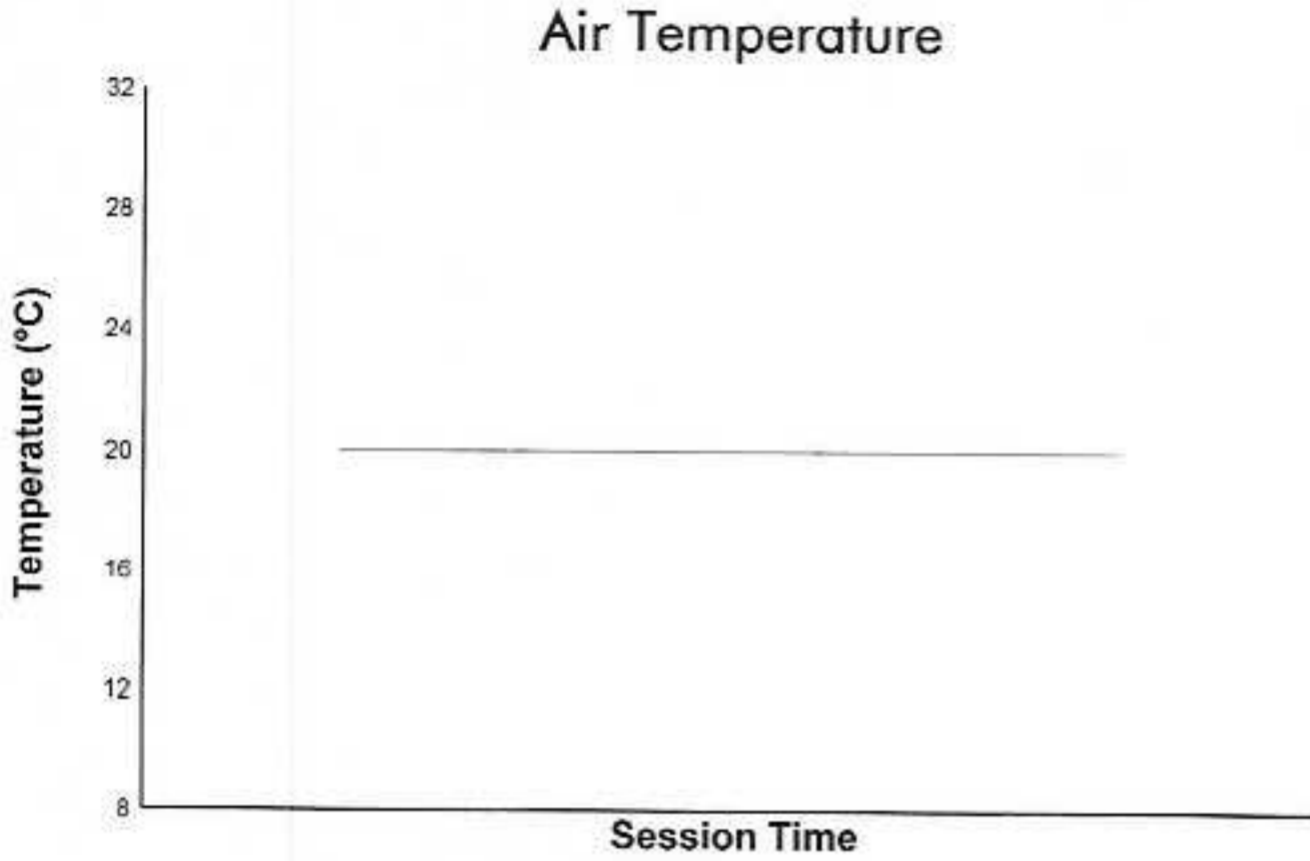


MENA Karting Nations Cup 2024

JUNIOR MAX

Warm-Up

Weather Report



Track Status: **DRY**