

2025 QTCC 2K Round 3

LIC

Final Entry List

List of competitors, drivers and cars allowed to take part

No Driver	Nat	Team	Car	Class
1 Ghanim AL MADHEED	QAT		Lotus Elise	QTCC 2K
3 Saeed AL HAJRI	QAT		Toyota 86	QTCC 2K
5 Ibrahim ABDULGHANI	QAT		Honda S2000	QTCC 2K
7 Hussien AHMED	QAT		Subaru BRZ	QTCC 2K
8 Yousef AL JABRI	QAT		Renault Clio	QTCC 2K
10 Nasser SHEGHAIL	QAT		Honda Civic	QTCC 2K
23 Ibrahim AL MANNAI	QAT		Toyota GT86	QTCC 2K
39 Abdulla AL ABBASI	QAT		Honda	QTCC 2K
74 Mansour AL HAJRI	QAT		Toyota GT86	QTCC 2K
77 Omran KARAMA	PSE		Toyota GT86	QTCC 2K
82 Ahmed ALABBASI	QAT		Integra DC2	QTCC 2K
85 Mohd AL MAHMOUD	QAT		Toyota GT86	QTCC 2K
86 Khalifa AL MOHANNADI	QAT		Toyota GT86	QTCC 2K
89 Ali EMADADHI	QAT		Acura RSX Type S	QTCC 2K
91 Muath AL MUFTAH	QAT		Subaru 2000	QTCC 2K
92 Abdulaziz AL SAYED	QAT		Honda FD2	QTCC 2K
96 Abdulla ALI AL KHELAIPI	QAT		Honda S2000	QTCC 2K
99 Mohammed EMADADHI	QAT		Renault Clio RS	QTCC 2K
100 Mohamed AL BUAINAIN	QAT		Honda Civic	QTCC 2K

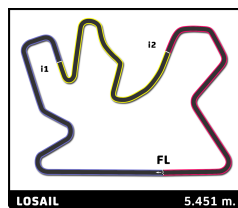
19 Competitors

The results are provisional until the end of the limit for protests and appeals.

The limit time for protest expires 30' after publication of results.-Time.....

Published at:

<p>Race Director Franck Vayssie</p>		<p>Timekeeper: Isaac Mulungi</p>	
--	--	---	--



2025 QTCC 2K Round 3

LIC

Free Practice

Classification

No	Driver	Nat	Team	Car	Cl.	Time	Lap Total	Gap	Kph
1	96 Abdulla ALI AL KHELAIIFI	QAT		Honda S2000	QTCC 2K	2:24.549	6 7	- -	135.0
2	74 Mansour AL HAJRI	QAT		Toyota GT86	QTCC 2K	2:29.041	7 7	+4.492 +4.492	130.9
3	1 Ghanim AL MADHEED	QAT		Lotus Elise	QTCC 2K	2:29.523	5 6	+4.974 +0.482	130.5
4	23 Ibrahim AL MANNAI	QAT		Toyota GT86	QTCC 2K	2:30.339	4 5	+5.790 +0.816	129.8
5	7 Hussien AHMED	QAT		Subaru BRZ	QTCC 2K	2:30.876	2 7	+6.327 +0.537	129.3
6	77 Omran KARAMA	PSE		Toyota GT86	QTCC 2K	2:32.244	4 5	+7.695 +1.368	128.1
7	91 Muath AL MUFTAH	QAT		Subaru 2000	QTCC 2K	2:35.182	5 6	+10.633 +2.938	125.7
8	39 Abdulla AL ABBASI	QAT		Honda	QTCC 2K	2:45.507	2 4	+20.958+10.325	117.9
9	8 Yousef AL JABRI	QAT		Renault Clio	QTCC 2K	2:46.425	2 3	+21.876 +0.918	117.2
10	86 Khalifa AL MOHANNADI	QAT		Toyota GT86	QTCC 2K	2:48.017	4 5	+23.468 +1.592	116.1
11	3 Saeed AL HAJRI	QAT		Toyota 86	QTCC 2K				
12	5 Ibrahim ABDULGHANI	QAT		Honda S2000	QTCC 2K				
13	10 Nasser SHEGHAIL	QAT		Honda Civic	QTCC 2K				
14	82 Ahmed ALABBASI	QAT		Integra DC2	QTCC 2K		4		
15	85 Mohd AL MAHMOUD	QAT		Toyota GT86	QTCC 2K				
16	89 Ali EMADADHI	QAT		Acura RSX Type S	QTCC 2K				
17	92 Abdulaziz AL SAYED	QAT		Honda FD2	QTCC 2K		2		
18	99 Mohammed EMADADHI	QAT		Renault Clio RS	QTCC 2K				
19	100 Mohamed AL BUAINAIN	QAT		Honda Civic	QTCC 2K				

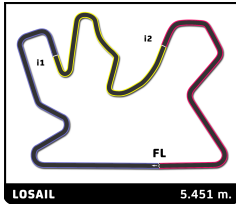
Fastest Lap: Lap 6 | Abdulla ALI AL KHELAIIFI | **2:24.549** | 135.0 Kph

The results are provisional until the end of the limit for protests and appeals.
The limit time for protest expires 30'after publication of results.-Time.....

Published at:

Track Status: **DRY**

<p>Race Director Franck Vayssie</p>		<p>Timekeeper: Isaac Mulungi</p>	
--	--	---	--



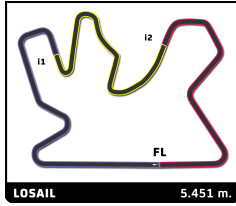
2025 QTCC 2K Round 3

LIC

Free Practice

Best Sector Times

Sector 1		Sector 2		Sector 3				Ideal Lap	Best Lap
Pos	No Driver	Time	No Driver	Time	No Driver	Time	Pos No Driver		
1	96 A.ALI AL KHELAIFI	52.205	96 A.ALI AL KHELAIFI	47.363	96 A.ALI AL KHELAIFI	44.567	1 96 A.ALI AL KHELAIFI	2:24.135	2:24.549 (1)
2	1 G.AL MADHEED	53.576	74 M.AL HAJRI	48.435	74 M.AL HAJRI	46.201	2 74 M.AL HAJRI	2:28.729	2:29.041 (2)
3	74 M.AL HAJRI	54.093	23 I.AL MANNAI	49.049	1 G.AL MADHEED	46.247	3 1 G.AL MADHEED	2:28.972	2:29.523 (3)
4	7 H.AHMED	54.474	1 G.AL MADHEED	49.149	23 I.AL MANNAI	46.719	4 23 I.AL MANNAI	2:30.339	2:30.339 (4)
5	23 I.AL MANNAI	54.571	77 O.KARAMA	49.164	7 H.AHMED	46.749	5 7 H.AHMED	2:30.507	2:30.876 (5)
6	77 O.KARAMA	55.016	7 H.AHMED	49.284	77 O.KARAMA	47.730	6 77 O.KARAMA	2:31.910	2:32.244 (6)
7	91 M.AL MUFTAH	55.882	91 M.AL MUFTAH	49.681	91 M.AL MUFTAH	47.991	7 91 M.AL MUFTAH	2:33.554	2:35.182 (7)
8	39 A.AL ABBASI	58.143	39 A.AL ABBASI	50.847	39 A.AL ABBASI	49.598	8 39 A.AL ABBASI	2:38.588	2:45.507 (8)
9	8 Y.AL JABRI	59.953	86 K.AL MOHANNADI	53.996	92 A.AL SAYED	52.300	9 8 Y.AL JABRI	2:46.425	2:46.425 (9)
10	92 A.AL SAYED	1:00.895	8 Y.AL JABRI	54.045	8 Y.AL JABRI	52.427	10 86 K.AL MOHANNADI	2:48.017	2:48.017 (10)
11	86 K.AL MOHANNADI	1:01.120	82 A.ALABBASI	54.431	86 K.AL MOHANNADI	52.901	11 92 A.AL SAYED	2:52.736	
12	82 A.ALABBASI	1:20.683	92 A.AL SAYED	59.541	82 A.ALABBASI	1:04.680	12 82 A.ALABBASI	3:19.794	



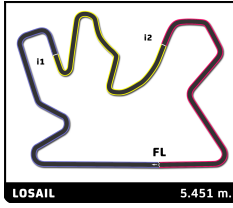
2025 QTCC 2K Round 3

LIC

After Free Practice

Event maximum speed

No	Driver	Team	Car	Class	Top Speed	Lap	Session
96	Abdulla ALI AL KHELAIFI		Honda S2000	QTCC 2K	199.6	5	Free Practice
77	Omran KARAMA		Toyota GT86	QTCC 2K	194.6	5	Free Practice
1	Ghanim AL MADHEED		Lotus Elise	QTCC 2K	192.5	5	Free Practice
23	Ibrahim AL MANNAI		Toyota GT86	QTCC 2K	188.2	4	Free Practice
39	Abdulla AL ABBASI		Honda	QTCC 2K	188.2	2	Free Practice
91	Muath AL MUFTAH		Subaru 2000	QTCC 2K	188.2	2	Free Practice
7	Hussen AHMED		Subaru BRZ	QTCC 2K	187.2	2	Free Practice
74	Mansour AL HAJRI		Toyota GT86	QTCC 2K	186.2	2	Free Practice
86	Khalifa AL MOHANNADI		Toyota GT86	QTCC 2K	179.1	3	Free Practice
8	Yousef AL JABRI		Renault Clio	QTCC 2K	177.3	3	Free Practice
92	Abdulaziz AL SAYED		Honda FD2	QTCC 2K	171.7	2	Free Practice
82	Ahmed ALABBASI		Integra DC2	QTCC 2K	98.6	4	Free Practice



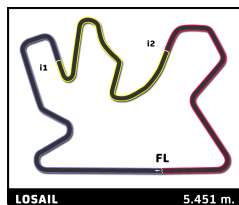
2025 QTCC 2K Round 3

LIC

Free Practice

Fastest Lap Sequence

Elapsed	No Driver	Team	Car	Class	Time	Kph	Lap
11:07.093	8 Yousef AL JABRI		Renault Clio	QTCC 2K	2:46.425	117.2	2
12:28.759	39 Abdulla AL ABBASI		Honda	QTCC 2K	2:45.507	117.9	2
12:29.461	77 Omran KARAMA		Toyota GT86	QTCC 2K	2:35.513	125.4	2
12:36.885	7 Hussen AHMED		Subaru BRZ	QTCC 2K	2:30.876	129.3	2
15:08.735	96 Abdulla ALI AL KHELAIFI		Honda S2000	QTCC 2K	2:25.556	134.0	4
17:33.718	96 Abdulla ALI AL KHELAIFI		Honda S2000	QTCC 2K	2:24.983	134.6	5
19:58.267	96 Abdulla ALI AL KHELAIFI		Honda S2000	QTCC 2K	2:24.549	135.0	6



2025 QTCC 2K Round 3

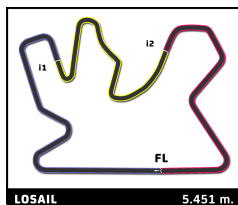
LIC

Free Practice

Sector Analysis

— Invalidated Lap ■ Personal Best ■ Session Best B Crossing the pit lane

Lap	D	Time	Sector 1	Sector 2	Sector 3	Kph	Elapsed	Lap	D	Time	Sector 1	Sector 2	Sector 3	Kph	Elapsed	
1	1.Ghanim AL MADHEED Lotus Elise QTCC 2K							2	1	2:30.540	54.093	48.956	47.491	129.6	17:41.203	
	6	1	2:30.577	54.308	49.010	47.259	129.6	29:39.365								
	3	1	2:45.660	1:06.302	51.331	48.027	117.8	20:26.863								
	4	1	2:45.851	B	54.451	49.149	1:02.251	117.6	23:12.714							
	5	1	3:56.074	2:20.944	48.686	46.444	82.6	27:08.788								
	1	1	15:10.663	...	52.768	48.762	21.4	15:10.663								
	5	1	2:29.523	53.576	49.149	46.798	130.5	24:19.680								
6	1	2:43.761	B	55.245	52.188	56.328	119.1	27:03.441								
3	1	2:45.992	B	1:00.845	50.050	55.097	117.5	17:04.306								
2	1	2:51.035	1:02.157	56.221	52.657	114.1	14:18.314									
4	1	4:45.851	3:06.195	53.409	46.247	68.2	21:50.157									
1	1	11:27.279	9:35.651	57.610	54.018	28.4	11:27.279									
7	1.Hussen AHMED Subaru BRZ QTCC 2K							4	1	2:32.244	55.106	49.408	47.730	128.1	18:04.050	
	2	1	2:35.513	56.499	50.675	48.339	125.4	12:29.461								
	5	1	2:42.277	B	55.016	49.164	58.097	120.2	20:46.327							
	3	1	3:02.345	1:02.286	1:03.217	56.842	107.0	15:31.806								
	1	1	9:53.948	7:50.973	1:04.049	58.926	32.8	9:53.948								
	2	1	2:30.876	54.474	49.284	47.118	129.3	12:36.885								
	3	1	2:31.262	54.783	49.730	46.749	129.0	15:08.147								
4	1	2:33.203	55.219	50.972	47.012	127.3	17:41.350									
7	1	2:34.142	55.604	50.985	47.553	126.6	31:49.534									
5	1	2:42.233	B	54.723	49.597	57.913	120.2	20:23.583								
6	1	8:51.809	7:13.152	50.798	47.859	36.7	29:15.392									
1	1	10:06.009	8:26.786	50.627	48.596	32.2	10:06.009									
8	1.Yousef AL JABRI Renault Clio QTCC 2K							2	1	3:58.338	B	1:20.683	1:10.874	1:26.781	81.9	16:27.019
	4	1	4:29.522	B	2:29.516	54.431	1:05.575	72.4	29:33.842							
	3	1	8:37.301	B	6:16.396	1:02.598	1:18.307	37.7	25:04.320							
	1	1	12:28.681	...	1:06.665	1:04.680	26.1	12:28.681								
2	1	2:46.425	59.953	54.045	52.427	117.2	11:07.093									
3	1	3:16.575	B	1:02.861	58.998	1:14.716	99.2	14:23.668								
1	1	8:20.668	6:29.143	58.144	53.381	39.0	8:20.668									
23	1.Ibrahim AL MANNAI Toyota GT86 QTCC 2K							4	1	2:50.317	1:01.733	54.956	53.628	114.5	22:00.865	
	2	1	2:53.750	1:03.270	56.107	54.373	112.3	19:10.548								
	5	1	3:00.578	B	1:01.341	54.529	1:04.708	108.0	27:49.460							
	1	1	16:16.798	...	1:04.466	1:02.948	20.0	16:16.798								
	4	1	2:30.339	54.571	49.049	46.719	129.8	26:02.249								
	3	1	2:31.231	54.867	49.402	46.962	129.0	23:31.910								
2	1	2:37.556	57.713	51.430	48.413	123.8	21:00.679									
5	1	2:57.846	B	1:01.509	54.938	1:01.399	109.7	29:00.095								
1	1	18:23.123	...	54.530	48.775	17.7	18:23.123									
39	1.Abdulla AL ABBASI Honda QTCC 2K							5	1	2:35.182	57.234	49.681	48.267	125.7	26:56.961	
	3	1	2:35.610	55.882	50.888	48.840	125.4	21:45.906								
	4	1	2:35.873	56.213	51.669	47.991	125.2	24:21.779								
	2	1	2:36.097	56.609	50.901	48.587	125.0	19:10.296								
	6	1	3:11.948	B	1:03.330	1:00.006	1:08.612	101.6	30:08.909							
1	1	16:34.199	...	57.123	50.161	19.6	16:34.199									
2	1	2:45.507	58.285	55.950	51.272	117.9	12:28.759									
3	1	3:03.293	B	58.143	1:00.338	1:04.812	106.4	15:32.052								
1	1	9:43.252	7:57.485	53.543	52.224	33.4	9:43.252									
4	1	16:21.881	...	50.847	49.598	19.9	31:53.933									
74	1.Mansour AL HAJRI Toyota GT86 QTCC 2K							2	1	3:04.683	B	1:00.895	1:01.128	1:02.660	105.6	18:42.822
	1	1	15:38.139	...	59.541	52.300	20.8	15:38.139								
7	1	2:29.041	54.405	48.435	46.201	130.9	32:08.406									



2025 QTCC 2K Round 3

LIC

Free Practice

Sector Analysis

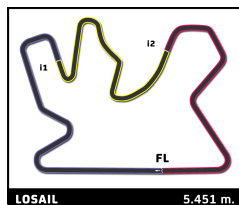
— Invalidated Lap

■ Personal Best

■ Session Best

B Crossing the pit lane

Lap	D	Time	Sector 1	Sector 2	Sector 3	Kph	Elapsed	Lap	D	Time	Sector 1	Sector 2	Sector 3	Kph	Elapsed
							Honda S2000								
							QTCC 2K								
96		1. Abdulla ALI AL KHELAIFI													
6	1	2:24.549	52.506	47.363	44.680	135.0	19:58.267								
5	1	2:24.983	52.592	47.824	44.567	134.6	17:33.718								
4	1	2:25.556	52.205	48.341	45.010	134.0	15:08.735								
2	1	2:34.407 B	52.416	47.925	54.066	126.3	5:19.136								
7	1	2:38.419 B	55.479	48.234	54.706	123.1	22:36.686								
1	1	2:44.729	1:11.852	47.982	44.895	118.4	2:44.729								
3	1	7:24.043	5:51.669	47.545	44.829	43.9	12:43.179								



2025 QTCC 2K Round 3

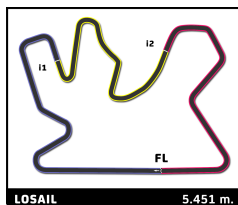
LIC

Free Practice

Sector Analysis

— Invalidated Lap ■ Personal Best ■ Session Best B Crossing the pit lane

Lap	D	Time	Sector 1	Sector 2	Sector 3	Kph	Elapsed	Lap	D	Time	Sector 1	Sector 2	Sector 3	Kph	Elapsed	
1	1.Ghanim AL MADHEED Lotus Elise QTCC 2K							2	1	2:30.540	54.093	48.956	47.491	129.6	17:41.203	
	6	1	2:30.577	54.308	49.010	47.259	129.6	29:39.365								
	3	1	2:45.660	1:06.302	51.331	48.027	117.8	20:26.863								
	4	1	2:45.851	B	54.451	49.149	1:02.251	117.6	23:12.714							
	5	1	3:56.074	2:20.944	48.686	46.444	82.6	27:08.788								
	1	1	15:10.663	...	52.768	48.762	21.4	15:10.663								
	5	1	2:29.523	53.576	49.149	46.798	130.5	24:19.680								
6	1	2:43.761	B	55.245	52.188	56.328	119.1	27:03.441								
3	1	2:45.992	B	1:00.845	50.050	55.097	117.5	17:04.306								
2	1	2:51.035	1:02.157	56.221	52.657	114.1	14:18.314									
4	1	4:45.851	3:06.195	53.409	46.247	68.2	21:50.157									
1	1	11:27.279	9:35.651	57.610	54.018	28.4	11:27.279									
7	1.Hussen AHMED Subaru BRZ QTCC 2K							4	1	2:32.244	55.106	49.408	47.730	128.1	18:04.050	
	2	1	2:35.513	56.499	50.675	48.339	125.4	12:29.461								
	5	1	2:42.277	B	55.016	49.164	58.097	120.2	20:46.327							
	3	1	3:02.345	1:02.286	1:03.217	56.842	107.0	15:31.806								
	1	1	9:53.948	7:50.973	1:04.049	58.926	32.8	9:53.948								
	2	1	2:30.876	54.474	49.284	47.118	129.3	12:36.885								
	3	1	2:31.262	54.783	49.730	46.749	129.0	15:08.147								
4	1	2:33.203	55.219	50.972	47.012	127.3	17:41.350									
7	1	2:34.142	55.604	50.985	47.553	126.6	31:49.534									
5	1	2:42.233	B	54.723	49.597	57.913	120.2	20:23.583								
6	1	8:51.809	7:13.152	50.798	47.859	36.7	29:15.392									
1	1	10:06.009	8:26.786	50.627	48.596	32.2	10:06.009									
8	1.Yousef AL JABRI Renault Clio QTCC 2K							2	1	3:58.338	B	1:20.683	1:10.874	1:26.781	81.9	16:27.019
	4	1	4:29.522	B	2:29.516	54.431	1:05.575	72.4	29:33.842							
	3	1	8:37.301	B	6:16.396	1:02.598	1:18.307	37.7	25:04.320							
	1	1	12:28.681	...	1:06.665	1:04.680	26.1	12:28.681								
86	1.Khalifa AL MOHANNADI Toyota GT86 QTCC 2K							4	1	2:48.017	1:01.120	53.996	52.901	116.1	24:48.882	
	3	1	2:50.317	1:01.733	54.956	53.628	114.5	22:00.865								
	2	1	2:53.750	1:03.270	56.107	54.373	112.3	19:10.548								
	5	1	3:00.578	B	1:01.341	54.529	1:04.708	108.0	27:49.460							
	1	1	16:16.798	...	1:04.466	1:02.948	20.0	16:16.798								
	4	1	2:30.339	54.571	49.049	46.719	129.8	26:02.249								
3	1	2:31.231	54.867	49.402	46.962	129.0	23:31.910									
2	1	2:37.556	57.713	51.430	48.413	123.8	21:00.679									
5	1	2:57.846	B	1:01.509	54.938	1:01.399	109.7	29:00.095								
1	1	18:23.123	...	54.530	48.775	17.7	18:23.123									
23	1.Ibrahim AL MANNAI Toyota GT86 QTCC 2K							5	1	2:35.182	57.234	49.681	48.267	125.7	26:56.961	
	3	1	2:35.610	55.882	50.888	48.840	125.4	21:45.906								
	4	1	2:35.873	56.213	51.669	47.991	125.2	24:21.779								
	2	1	2:36.097	56.609	50.901	48.587	125.0	19:10.296								
	6	1	3:11.948	B	1:03.330	1:00.006	1:08.612	101.6	30:08.909							
1	1	16:34.199	...	57.123	50.161	19.6	16:34.199									
91	1.Muath AL MUFTAH Subaru 2000 QTCC 2K							1	1	16:34.199	...	57.123	50.161	19.6	16:34.199	
	5	1	2:35.182	57.234	49.681	48.267	125.7	26:56.961								
	3	1	2:35.610	55.882	50.888	48.840	125.4	21:45.906								
	4	1	2:35.873	56.213	51.669	47.991	125.2	24:21.779								
	2	1	2:36.097	56.609	50.901	48.587	125.0	19:10.296								
	6	1	3:11.948	B	1:03.330	1:00.006	1:08.612	101.6	30:08.909							
1	1	16:34.199	...	57.123	50.161	19.6	16:34.199									
92	1.Abdulaziz AL SAYED Honda FD2 QTCC 2K							2	1	3:04.683	B	1:00.895	1:01.128	1:02.660	105.6	18:42.822
	1	1	15:38.139	...	59.541	52.300	20.8	15:38.139								
39	1.Abdulla AL ABBASI Honda QTCC 2K							2	1	2:45.507	58.285	55.950	51.272	117.9	12:28.759	
	3	1	3:03.293	B	58.143	1:00.338	1:04.812	106.4	15:32.052							
	1	1	9:43.252	7:57.485	53.543	52.224	33.4	9:43.252								
	4	1	16:21.881	...	50.847	49.598	19.9	31:53.933								
74	1.Mansour AL HAJRI Toyota GT86 QTCC 2K							7	1	2:29.041	54.405	48.435	46.201	130.9	32:08.406	
	7	1	2:29.041	54.405	48.435	46.201	130.9	32:08.406								



2025 QTCC 2K Round 3

LIC

Free Practice

Sector Analysis

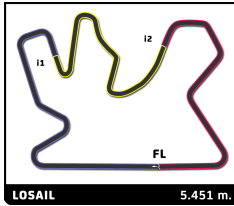
— Invalidated Lap

■ Personal Best

■ Session Best

B Crossing the pit lane

Lap	D	Time	Sector 1	Sector 2	Sector 3	Kph	Elapsed	Lap	D	Time	Sector 1	Sector 2	Sector 3	Kph	Elapsed
							Honda S2000								
							QTCC 2K								
96	1		1. Abdulla ALI AL KHELAIFI												
6	1	2:24.549	52.506	47.363	44.680	135.0	19:58.267								
5	1	2:24.983	52.592	47.824	44.567	134.6	17:33.718								
4	1	2:25.556	52.205	48.341	45.010	134.0	15:08.735								
2	1	2:34.407 B	52.416	47.925	54.066	126.3	5:19.136								
7	1	2:38.419 B	55.479	48.234	54.706	123.1	22:36.686								
1	1	2:44.729	1:11.852	47.982	44.895	118.4	2:44.729								
3	1	7:24.043	5:51.669	47.545	44.829	43.9	12:43.179								



2025 QTCC 2K Round 3

LIC

Qualifying Practice

Classification

No	Driver	Nat	Team	Car	Cl.	Time	Lap Total	Gap	Kph
1	1 Ghanim AL MADHEED	QAT		Lotus Elise	QTCC 2K	2:22.025	2 4	- -	137.4
2	74 Mansour AL HAJRI	QAT		Toyota GT86	QTCC 2K	2:27.479	9 15	+5.454 +5.454	132.3
3	96 Abdulla ALI AL KHELAIFI	QAT		Honda S2000	QTCC 2K	2:27.556	3 12	+5.531 +0.077	132.2
4	77 Omran KARAMA	PSE		Toyota GT86	QTCC 2K	2:28.214	9 9	+6.189 +0.658	131.6
5	89 Ali EMADADHI	QAT		Acura RSX Type S	QTCC 2K	2:28.524	4 5	+6.499 +0.310	131.3
6	23 Ibrahim AL MANNAI	QAT		Toyota GT86	QTCC 2K	2:29.618	7 9	+7.593 +1.094	130.4
7	92 Abdulaziz AL SAYED	QAT		Honda FD2	QTCC 2K	2:29.659	13 13	+7.634 +0.041	130.4
8	39 Abdulla AL ABBASI	QAT		Honda	QTCC 2K	2:32.391	9 10	+10.366 +2.732	128.0
9	91 Muath AL MUFTAH	QAT		Subaru 2000	QTCC 2K	2:32.436	4 5	+10.411 +0.045	128.0
10	85 Mohd AL MAHMOUD	QAT		Toyota GT86	QTCC 2K	2:33.259	4 5	+11.234 +0.823	127.3
11	7 Hussien AHMED	QAT		Subaru BRZ	QTCC 2K	2:35.504	4 13	+13.479 +2.245	125.5
12	100 Mohamed AL BUAINAIN	QAT		Honda Civic	QTCC 2K	2:37.817	2 5	+15.792 +2.313	123.6
13	99 Mohammed EMADADHI	QAT		Renault Clio RS	QTCC 2K	2:40.129	8 9	+18.104 +2.312	121.8
14	82 Ahmed ALABBASI	QAT		Integra DC2	QTCC 2K	2:43.442	3 3	+21.417 +3.313	119.4
15	8 Yousef AL JABRI	QAT		Renault Clio	QTCC 2K	2:44.728	3 4	+22.703 +1.286	118.4
16	86 Khalifa AL MOHANNADI	QAT		Toyota GT86	QTCC 2K	2:45.822	3 4	+23.797 +1.094	117.6

Max. qual. time: 2:50.430

3	Saeed AL HAJRI	QAT		Toyota 86	QTCC 2K
5	Ibrahim ABDULGHANI	QAT		Honda S2000	QTCC 2K

Fastest Lap: Lap 2 | Ghanim AL MADHEED | **2:22.025** | 137.4 Kph

Lap Time Deleted For Exceeding Track Limits

Car #100, Lap 1 & 4

Car #85, Lap 3

Car #91, Lap 3,

Car #7, Lap 3, 8, 9, 10 & 12

Car #23, Lap 4, & 6

Car #96, Lap 4, 7, 10 & 11

Car #74, Lap 8 & 14

Car #92, Lap 8, 9, 10 & 12

The results are provisional until the end of the limit for protests and appeals.

The limit time for protest expires 30' after publication of results. -Time.....

Published at:

Track Status: **DRY**

Race Director

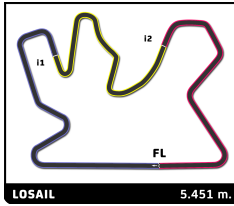
Franck Vayssie



Timekeeper:

Isaac Mulungi





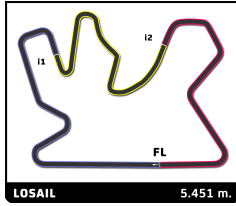
2025 QTCC 2K Round 3

LIC

Qualifying Practice

Best Sector Times

Sector 1		Sector 2		Sector 3		Pos	No Driver	Ideal Lap	Best Lap
Pos	No Driver	Time	No Driver	Time	No Driver				
1	96 A.ALI AL KHELAIFI	51.370	1 G.AL MADHEED	46.210	1 G.AL MADHEED	43.971	1 1 G.AL MADHEED	2:22.025	2:22.025 (1)
2	1 G.AL MADHEED	51.844	96 A.ALI AL KHELAIFI	46.731	96 A.ALI AL KHELAIFI	43.986	2 96 A.ALI AL KHELAIFI	2:22.087	2:27.556 (3)
3	82 A.ALABBASI	53.484	74 M.AL HAJRI	48.054	74 M.AL HAJRI	45.723	3 74 M.AL HAJRI	2:27.415	2:27.479 (2)
4	77 O.KARAMA	53.623	77 O.KARAMA	48.307	77 O.KARAMA	46.033	4 77 O.KARAMA	2:27.963	2:28.214 (4)
5	89 A.EMADADHI	53.624	23 I.AL MANNAI	48.752	89 A.EMADADHI	46.101	5 89 A.EMADADHI	2:28.524	2:28.524 (5)
6	74 M.AL HAJRI	53.638	89 A.EMADADHI	48.799	92 A.AL SAYED	46.449	6 92 A.AL SAYED	2:29.112	2:29.659 (7)
7	92 A.AL SAYED	53.751	92 A.AL SAYED	48.912	7 H.AHMED	46.533	7 23 I.AL MANNAI	2:29.200	2:29.618 (6)
8	23 I.AL MANNAI	53.811	7 H.AHMED	48.953	23 I.AL MANNAI	46.637	8 7 H.AHMED	2:30.003	2:35.504 (11)
9	39 A.AL ABBASI	54.069	39 A.AL ABBASI	49.169	85 M.AL MAHMOUD	46.859	9 39 A.AL ABBASI	2:30.588	2:32.391 (8)
10	7 H.AHMED	54.517	91 M.AL MUFTAH	49.615	91 M.AL MUFTAH	47.103	10 85 M.AL MAHMOUD	2:32.418	2:33.259 (10)
11	85 M.AL MAHMOUD	55.686	85 M.AL MAHMOUD	49.873	39 A.AL ABBASI	47.350	11 91 M.AL MUFTAH	2:32.436	2:32.436 (9)
12	91 M.AL MUFTAH	55.718	100 M.AL BUAINAIN	51.274	82 A.ALABBASI	48.084	12 82 A.ALABBASI	2:33.001	2:43.442 (14)
13	100 M.AL BUAINAIN	56.111	82 A.ALABBASI	51.433	100 M.AL BUAINAIN	49.295	13 100 M.AL BUAINAIN	2:36.680	2:37.817 (12)
14	99 M.EMADADHI	57.837	99 M.EMADADHI	52.039	99 M.EMADADHI	49.977	14 99 M.EMADADHI	2:39.853	2:40.129 (13)
15	8 Y.AL JABRI	58.759	86 K.AL MOHANNADI	52.744	8 Y.AL JABRI	51.323	15 8 Y.AL JABRI	2:43.603	2:44.728 (15)
16	86 K.AL MOHANNADI	59.868	8 Y.AL JABRI	53.521	86 K.AL MOHANNADI	53.052	16 86 K.AL MOHANNADI	2:45.664	2:45.822 (16)



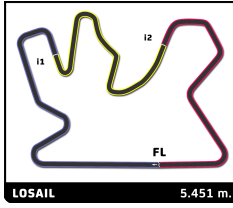
2025 QTCC 2K Round 3

LIC

After Qualifying Practice

Event maximum speed

No	Driver	Team	Car	Class	Top Speed	Lap	Session
89	Ali EMADADHI		Acura RSX Type S	QTCC 2K	199.6	2	Qualifying Practice
96	Abdulla ALI AL KHELAIFI		Honda S2000	QTCC 2K	199.6	5	Free Practice
39	Abdulla AL ABBASI		Honda	QTCC 2K	198.5	9	Qualifying Practice
77	Omran KARAMA		Toyota GT86	QTCC 2K	197.8	3	Qualifying Practice
92	Abdulaziz AL SAYED		Honda FD2	QTCC 2K	197.8	8	Qualifying Practice
100	Mohamed AL BUAINAIN		Honda Civic	QTCC 2K	197.1	5	Qualifying Practice
1	Ghanim AL MADHEED		Lotus Elise	QTCC 2K	196.7	2	Qualifying Practice
82	Ahmed ALABBASI		Integra DC2	QTCC 2K	196.4	4	Qualifying Practice
7	Hussen AHMED		Subaru BRZ	QTCC 2K	191.2	4	Qualifying Practice
91	Muath AL MUFTAH		Subaru 2000	QTCC 2K	189.8	4	Qualifying Practice
23	Ibrahim AL MANNAI		Toyota GT86	QTCC 2K	189.5	8	Qualifying Practice
74	Mansour AL HAJRI		Toyota GT86	QTCC 2K	186.2	2	Free Practice
85	Mohd AL MAHMOUD		Toyota GT86	QTCC 2K	181.8	4	Qualifying Practice
86	Khalifa AL MOHANNADI		Toyota GT86	QTCC 2K	179.1	3	Free Practice
8	Yousef AL JABRI		Renault Clio	QTCC 2K	178.8	3	Qualifying Practice
99	Mohammed EMADADHI		Renault Clio RS	QTCC 2K	174.5	8	Qualifying Practice



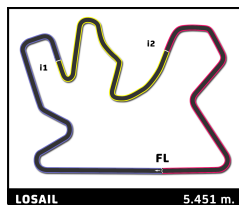
2025 QTCC 2K Round 3

LIC

Qualifying Practice

Fastest Lap Sequence

Elapsed	No	Driver	Team	Car	Class	Time	Kph	Lap
5:43.506	74	Mansour AL HAJRI		Toyota GT86	QTCC 2K	2:28.456	131.4	2
6:48.032	1	Ghanim AL MADHEED		Lotus Elise	QTCC 2K	2:22.025	137.4	2



2025 QTCC 2K Round 3

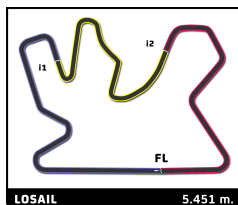
LIC

Qualifying Practice

Sector Analysis

— Invalidated Lap ■ Personal Best ■ Session Best B Crossing the pit lane

Lap	D	Time	Sector 1	Sector 2	Sector 3	Kph	Elapsed	Lap	D	Time	Sector 1	Sector 2	Sector 3	Kph	Elapsed
1 1.Ghanim AL MADHEED Lotus Elise QTCC 2K								9	1	2:32.391	54.673	49.462	48.256	128.0	43:50.414
								7	1	2:32.603	54.590	50.006	48.007	127.8	38:44.656
								8	1	2:33.367	55.217	49.519	48.631	127.2	41:18.023
								3	1	2:35.800	56.033	50.428	49.339	125.2	11:35.227
								2	1	2:36.086	57.070	50.049	48.967	125.0	8:59.427
								4	1	2:36.488	55.737	50.651	50.100	124.7	14:11.715
								5	1	2:56.623 B	54.069	49.169	1:13.385	110.5	17:08.338
								10	1	3:30.363 B	55.659	49.395	1:45.309	92.7	47:20.777
								1	1	6:23.341	4:41.361	52.744	49.236	50.9	6:23.341
								6	1	19:03.715	...	50.091	47.350	17.1	36:12.053
7 1.Hussen AHMED Subaru BRZ QTCC 2K								74 1.Mansour AL HAJRI Toyota GT86 QTCC 2K							
								9	1	2:27.479	53.652	48.054	45.773	132.3	38:38.911
								13	1	2:27.644	53.638	48.148	45.858	132.1	54:13.259
								15	1	2:27.853	53.936	48.194	45.723	131.9	59:11.339
								2	1	2:28.456	54.111	48.508	45.837	131.4	5:43.506
								5	1	2:28.667	54.118	48.427	46.122	131.2	13:11.144
								4	1	2:28.733	53.971	48.650	46.112	131.2	10:42.477
								8	1	2:29.457	53.832	48.627	46.998	130.5	36:11.432
								10	1	2:29.835	54.300	48.867	46.668	130.2	41:08.746
								14	1	2:30.227	53.973	48.485	47.769	129.9	56:43.486
								3	1	2:30.238	54.939	49.164	46.135	129.8	8:13.744
								11	1	2:48.508 B	54.113	53.821	1:00.574	115.8	43:57.254
								6	1	2:55.082 B	57.813	52.542	1:04.727	111.4	16:06.226
								1	1	3:15.050	1:36.785	51.258	47.007	100.0	3:15.050
								12	1	7:48.361	5:57.669	1:01.188	49.504	41.7	51:45.615
								7	1	17:35.749	...	52.427	47.818	18.5	33:41.975
8 1.Yousef AL JABRI Renault Clio QTCC 2K								77 1.Omran KARAMA Toyota GT86 QTCC 2K							
								9	1	2:28.214	53.623	48.343	46.248	131.6	46:34.898
								8	1	2:28.439	53.848	48.484	46.107	131.4	44:06.684
								4	1	2:28.850	54.036	48.307	46.507	131.1	12:26.653
								2	1	2:29.291	54.156	48.478	46.657	130.7	7:07.422
								7	1	2:29.302	54.543	48.726	46.033	130.7	41:38.245
								3	1	2:50.381	53.844	56.916	59.621	114.5	9:57.803
								5	1	3:26.688 B	1:04.606	1:03.174	1:18.908	94.4	15:53.341
								1	1	4:38.131	2:40.511	59.099	58.521	70.1	4:38.131
								6	1	23:15.602	...	1:07.321	57.334	14.0	39:08.943
23 1.Ibrahim AL MANNAI Toyota GT86 QTCC 2K								82 1.Ahmed ALABBASI Integra DC2 QTCC 2K							
								3	1	2:43.442	1:00.614	53.315	49.513	119.4	12:52.395
								2	1	3:46.468	2:05.223	53.161	48.084	86.1	10:08.953
								1	1	6:22.485 B	4:31.935	51.433	59.117	51.0	6:22.485
39 1.Abdulla AL ABBASI Honda QTCC 2K															



2025 QTCC 2K Round 3

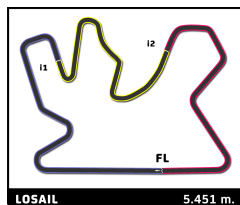
LIC

Qualifying Practice

Sector Analysis

— Invalidated Lap ■ Personal Best ■ Session Best B Crossing the pit lane

Lap	D	Time	Sector 1	Sector 2	Sector 3	Kph	Elapsed	Lap	D	Time	Sector 1	Sector 2	Sector 3	Kph	Elapsed	
85	1. Mohd AL MAHMOUD Toyota GT86 QTCC 2K							1	1	10:20.552	8:30.919	57.482	52.151	31.4	10:20.552	
	5	1	19:59.177	...	49.134	47.888	16.3	38:56.192								
	4	1	2:33.259	55.686	50.515	47.058	127.3	12:11.188								
	3	1	2:33.857	56.530	50.468	46.859	126.8	9:37.929								
	2	1	2:34.575	56.865	49.873	47.837	126.2	7:04.072								
5	1	4:07.384 B	1:02.570	57.323	2:07.491	78.9	16:18.572									
1	1	4:29.497	2:47.735	52.697	49.065	72.4	4:29.497									
86	1. Khalifa AL MOHANNADI Toyota GT86 QTCC 2K							3	1	2:45.822	59.868	52.744	53.210	117.6	8:41.153	
	2	1	2:48.942	1:01.565	54.325	53.052	115.5	5:55.331								
	1	1	3:06.389	1:14.094	57.413	54.882	104.7	3:06.389								
	4	1	4:20.635 B	1:06.832	1:00.242	2:13.561	74.8	13:01.788								
	3	1	2:45.822	59.868	52.744	53.210	117.6	8:41.153								
89	1. Ali EMADADHI Acura RSX Type S QTCC 2K							4	1	2:28.524	53.624	48.799	46.101	131.3	12:53.410	
	3	1	2:29.062	53.645	49.253	46.164	130.9	10:24.886								
	2	1	2:30.254	53.752	50.353	46.149	129.8	7:55.824								
	5	1	4:45.375 B	56.546	50.267	2:58.562	68.4	17:38.785								
	1	1	5:25.570	3:42.283	54.443	48.844	59.9	5:25.570								
91	1. Muath AL MUFTAH Subaru 2000 QTCC 2K							4	1	2:32.436	55.718	49.615	47.103	128.0	13:01.758	
	2	1	2:34.507	55.803	50.417	48.287	126.3	7:53.733								
	3	1	2:35.589	56.418	51.094	48.077	125.4	10:29.322								
	5	1	5:12.244 B	1:00.766	1:02.118	3:09.360	62.5	18:14.002								
	1	1	5:19.226	3:28.769	1:00.860	49.597	61.1	5:19.226								
92	1. Abdulaziz AL SAYED Honda FD2 QTCC 2K							8	1	2:29.486	53.812	48.912	46.762	130.5	46:25.580	
	13	1	2:29.659	54.199	48.917	46.543	130.4	58:56.611								
	6	1	2:29.879	53.850	49.290	46.739	130.2	41:26.071								
	12	1	2:29.879	54.297	49.133	46.449	130.2	56:26.952								
	7	1	2:30.023	53.751	49.195	47.077	130.0	43:56.094								
	10	1	2:30.112	54.206	48.983	46.923	130.0	51:26.570								
	11	1	2:30.503	54.090	49.631	46.782	129.6	53:57.073								
	9	1	2:30.878	54.404	49.736	46.738	129.3	48:56.458								
	2	1	2:46.470	1:00.562	55.420	50.488	117.2	13:07.022								
	3	1	2:54.173	1:02.112	58.870	53.191	112.0	16:01.195								
	4	1	2:55.820 B	57.323	55.485	1:03.012	111.0	18:57.015								
	96	1. Abdulla ALI AL KHELAIFI Honda S2000 QTCC 2K							11	1	2:22.087	51.370	46.731	43.986	137.3	47:11.940
		7	1	2:22.865	51.638	47.159	44.068	136.6	35:00.821							
		4	1	2:24.718	52.244	47.029	45.445	134.8	14:11.324							
		3	1	2:27.556	52.231	47.475	47.850	132.2	11:46.606							
10		1	2:31.286	53.968	50.549	46.769	129.0	44:49.853								
1		1	2:38.025 B	56.572	47.245	54.208	123.5	2:38.025								
5		1	2:38.391 B	51.718	46.980	59.693	123.2	16:49.715								
8		1	2:54.096 B	52.658	56.882	1:04.556	112.1	37:54.917								
12		1	3:33.362 B	53.770	56.832	1:42.760	91.4	50:45.302								
9		1	4:23.650	2:48.923	47.670	47.057	74.0	42:18.567								
99	1. Mohammed EMADADHI Renault Clio RS QTCC 2K							8	1	2:40.129	57.837	52.315	49.977	121.8	38:52.733	
	7	1	2:40.372	57.969	52.039	50.364	121.6	36:12.604								
	2	1	2:42.387	59.254	52.854	50.279	120.1	8:06.342								
	3	1	2:52.979 B	57.931	53.069	1:01.979	112.8	10:59.321								
	5	1	3:00.316 B	1:00.696	53.359	1:06.261	108.2	19:20.298								
	9	1	4:36.761 B	1:03.693	1:01.480	2:31.588	70.5	43:29.494								
	4	1	5:20.661	3:37.253	52.764	50.644	60.8	16:19.982								
	1	1	5:23.955	3:34.798	58.313	50.844	60.2	5:23.955								
	6	1	14:11.934	...	52.604	50.364	22.9	33:32.232								
	100	1. Mohamed AL BUAINAIN Honda Civic QTCC 2K							2	1	2:37.817	56.594	51.274	49.949	123.6	6:31.758
3		1	2:37.931	56.111	51.834	49.986	123.5	9:09.689								
4		1	2:38.570	57.583	51.692	49.295	123.0	11:48.259								
1		1	3:53.941	2:05.772	56.365	51.804	83.4	3:53.941								
5		1	4:17.321 B	57.961	1:39.448	1:39.912	75.8	16:05.580								



2025 QTCC 2K Round 3

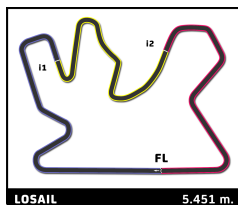
LIC

Qualifying Practice

Sector Analysis

— Invalidated Lap ■ Personal Best ■ Session Best B Crossing the pit lane

Lap	D	Time	Sector 1	Sector 2	Sector 3	Kph	Elapsed	Lap	D	Time	Sector 1	Sector 2	Sector 3	Kph	Elapsed
1 1.Ghanim AL MADHEED Lotus Elise QTCC 2K								9	1	2:32.391	54.673	49.462	48.256	128.0	43:50.414
								7	1	2:32.603	54.590	50.006	48.007	127.8	38:44.656
								8	1	2:33.367	55.217	49.519	48.631	127.2	41:18.023
								3	1	2:35.800	56.033	50.428	49.339	125.2	11:35.227
								2	1	2:36.086	57.070	50.049	48.967	125.0	8:59.427
								4	1	2:36.488	55.737	50.651	50.100	124.7	14:11.715
								5	1	2:56.623 B	54.069	49.169	1:13.385	110.5	17:08.338
								10	1	3:30.363 B	55.659	49.395	1:45.309	92.7	47:20.777
								1	1	6:23.341	4:41.361	52.744	49.236	50.9	6:23.341
								6	1	19:03.715	...	50.091	47.350	17.1	36:12.053
7 1.Hussen AHMED Subaru BRZ QTCC 2K								74 1.Mansour AL HAJRI Toyota GT86 QTCC 2K							
								9	1	2:27.479	53.652	48.054	45.773	132.3	38:38.911
								13	1	2:27.644	53.638	48.148	45.858	132.1	54:13.259
								15	1	2:27.853	53.936	48.194	45.723	131.9	59:11.339
								2	1	2:28.456	54.111	48.508	45.837	131.4	5:43.506
								5	1	2:28.667	54.118	48.427	46.122	131.2	13:11.144
								4	1	2:28.733	53.971	48.650	46.112	131.2	10:42.477
								8	1	2:29.457	53.832	48.627	46.998	130.5	36:11.432
								10	1	2:29.835	54.300	48.867	46.668	130.2	41:08.746
								14	1	2:30.227	53.973	48.485	47.769	129.9	56:43.486
								3	1	2:30.238	54.939	49.164	46.135	129.8	8:13.744
								11	1	2:48.508 B	54.113	53.821	1:00.574	115.8	43:57.254
								6	1	2:55.082 B	57.813	52.542	1:04.727	111.4	16:06.226
								1	1	3:15.050	1:36.785	51.258	47.007	100.0	3:15.050
								12	1	7:48.361	5:57.669	1:01.188	49.504	41.7	51:45.615
								7	1	17:35.749	...	52.427	47.818	18.5	33:41.975
8 1.Yousef AL JABRI Renault Clio QTCC 2K								77 1.Omran KARAMA Toyota GT86 QTCC 2K							
								9	1	2:28.214	53.623	48.343	46.248	131.6	46:34.898
								8	1	2:28.439	53.848	48.484	46.107	131.4	44:06.684
								4	1	2:28.850	54.036	48.307	46.507	131.1	12:26.653
								2	1	2:29.291	54.156	48.478	46.657	130.7	7:07.422
								7	1	2:29.302	54.543	48.726	46.033	130.7	41:38.245
								3	1	2:50.381	53.844	56.916	59.621	114.5	9:57.803
								5	1	3:26.688 B	1:04.606	1:03.174	1:18.908	94.4	15:53.341
								1	1	4:38.131	2:40.511	59.099	58.521	70.1	4:38.131
								6	1	23:15.602	...	1:07.321	57.334	14.0	39:08.943
23 1.Ibrahim AL MANNAI Toyota GT86 QTCC 2K								82 1.Ahmed ALABBASI Integra DC2 QTCC 2K							
								3	1	2:43.442	1:00.614	53.315	49.513	119.4	12:52.395
								2	1	3:46.468	2:05.223	53.161	48.084	86.1	10:08.953
								1	1	6:22.485 B	4:31.935	51.433	59.117	51.0	6:22.485
39 1.Abdulla AL ABBASI Honda QTCC 2K															



2025 QTCC 2K Round 3

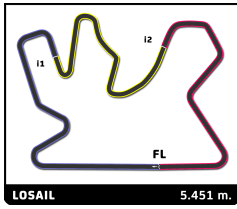
LIC

Qualifying Practice

Sector Analysis

— Invalidated Lap ■ Personal Best ■ Session Best B Crossing the pit lane

Lap	D	Time	Sector 1	Sector 2	Sector 3	Kph	Elapsed	Lap	D	Time	Sector 1	Sector 2	Sector 3	Kph	Elapsed	
85	1. Mohd AL MAHMOUD Toyota GT86 QTCC 2K							1	1	10:20.552	8:30.919	57.482	52.151	31.4	10:20.552	
	5	1	19:59.177	...	49.134	47.888	16.3	38:56.192								
	4	1	2:33.259	55.686	50.515	47.058	127.3	12:11.188								
	3	1	2:33.857	56.530	50.468	46.859	126.8	9:37.929								
	2	1	2:34.575	56.865	49.873	47.837	126.2	7:04.072								
5	1	4:07.384 B	1:02.570	57.323	2:07.491	78.9	16:18.572									
1	1	4:29.497	2:47.735	52.697	49.065	72.4	4:29.497									
86	1. Khalifa AL MOHANNADI Toyota GT86 QTCC 2K							3	1	2:45.822	59.868	52.744	53.210	117.6	8:41.153	
	2	1	2:48.942	1:01.565	54.325	53.052	115.5	5:55.331								
	1	1	3:06.389	1:14.094	57.413	54.882	104.7	3:06.389								
	4	1	4:20.635 B	1:06.832	1:00.242	2:13.561	74.8	13:01.788								
	3	1	2:45.822	59.868	52.744	53.210	117.6	8:41.153								
89	1. Ali EMADADHI Acura RSX Type S QTCC 2K							4	1	2:28.524	53.624	48.799	46.101	131.3	12:53.410	
	3	1	2:29.062	53.645	49.253	46.164	130.9	10:24.886								
	2	1	2:30.254	53.752	50.353	46.149	129.8	7:55.824								
	5	1	4:45.375 B	56.546	50.267	2:58.562	68.4	17:38.785								
	1	1	5:25.570	3:42.283	54.443	48.844	59.9	5:25.570								
91	1. Muath AL MUFTAH Subaru 2000 QTCC 2K							4	1	2:32.436	55.718	49.615	47.103	128.0	13:01.758	
	2	1	2:34.507	55.803	50.417	48.287	126.3	7:53.733								
	3	1	2:35.589	56.418	51.094	48.077	125.4	10:29.322								
	5	1	5:12.244 B	1:00.766	1:02.118	3:09.360	62.5	18:14.002								
	1	1	5:19.226	3:28.769	1:00.860	49.597	61.1	5:19.226								
92	1. Abdulaziz AL SAYED Honda FD2 QTCC 2K							8	1	2:29.486	53.812	48.912	46.762	130.5	46:25.580	
	13	1	2:29.659	54.199	48.917	46.543	130.4	58:56.611								
	6	1	2:29.879	53.850	49.290	46.739	130.2	41:26.071								
	12	1	2:29.879	54.297	49.133	46.449	130.2	56:26.952								
	7	1	2:30.023	53.751	49.195	47.077	130.0	43:56.094								
	10	1	2:30.112	54.206	48.983	46.923	130.0	51:26.570								
	11	1	2:30.503	54.090	49.631	46.782	129.6	53:57.073								
	9	1	2:30.878	54.404	49.736	46.738	129.3	48:56.458								
	2	1	2:46.470	1:00.562	55.420	50.488	117.2	13:07.022								
	3	1	2:54.173	1:02.112	58.870	53.191	112.0	16:01.195								
	4	1	2:55.820 B	57.323	55.485	1:03.012	111.0	18:57.015								
	96	1. Abdulla ALI AL KHELAIFI Honda S2000 QTCC 2K							11	1	2:22.087	51.370	46.731	43.986	137.3	47:11.940
		7	1	2:22.865	51.638	47.159	44.068	136.6	35:00.821							
		4	1	2:24.718	52.244	47.029	45.445	134.8	14:11.324							
		3	1	2:27.556	52.231	47.475	47.850	132.2	11:46.606							
10		1	2:31.286	53.968	50.549	46.769	129.0	44:49.853								
1		1	2:38.025 B	56.572	47.245	54.208	123.5	2:38.025								
5		1	2:38.391 B	51.718	46.980	59.693	123.2	16:49.715								
8		1	2:54.096 B	52.658	56.882	1:04.556	112.1	37:54.917								
12		1	3:33.362 B	53.770	56.832	1:42.760	91.4	50:45.302								
9		1	4:23.650	2:48.923	47.670	47.057	74.0	42:18.567								
2		1	6:41.025	5:07.250	47.036	46.739	48.6	9:19.050								
6	1	15:48.241	...	47.002	44.515	20.6	32:37.956									
99	1. Mohammed EMADADHI Renault Clio RS QTCC 2K							8	1	2:40.129	57.837	52.315	49.977	121.8	38:52.733	
	7	1	2:40.372	57.969	52.039	50.364	121.6	36:12.604								
	2	1	2:42.387	59.254	52.854	50.279	120.1	8:06.342								
	3	1	2:52.979 B	57.931	53.069	1:01.979	112.8	10:59.321								
	5	1	3:00.316 B	1:00.696	53.359	1:06.261	108.2	19:20.298								
	9	1	4:36.761 B	1:03.693	1:01.480	2:31.588	70.5	43:29.494								
	4	1	5:20.661	3:37.253	52.764	50.644	60.8	16:19.982								
100	1. Mohamed AL BUAINAIN Honda Civic QTCC 2K							1	1	5:23.955	3:34.798	58.313	50.844	60.2	5:23.955	
	6	1	14:11.934	...	52.604	50.364	22.9	33:32.232								
	2	1	2:37.817	56.594	51.274	49.949	123.6	6:31.758								
	3	1	2:37.931	56.111	51.834	49.986	123.5	9:09.689								
	4	1	2:38.570	57.583	51.692	49.295	123.0	11:48.259								
	1	1	3:53.941	2:05.772	56.365	51.804	83.4	3:53.941								
5	1	4:17.321 B	57.961	1:39.448	1:39.912	75.8	16:05.580									



2025 QTCC 2K Round 3

LIC

Race 1 (10 Laps, 54.2 km.)

Provisional Starting Grid

2:45.822 Khalifa AL MOHANNADI	86	- 8 -	8	2:44.728 Yousef AL JABRI
2:43.442 Ahmed ALABBASI	82	- 7 -	99	2:40.129 Mohammed EMADADHI
2:37.817 Mohamed AL BUAINAIN	100	- 6 -	7	2:35.504 Hussen AHMED
2:33.259 Mohd AL MAHMOUD	85	- 5 -	91	2:32.436 Muath AL MUFTAH
2:32.391 Abdulla AL ABBASI	39	- 4 -	92	2:29.659 Abdulaziz AL SAYED
2:29.618 Ibrahim AL MANNAI	23	- 3 -	89	2:28.524 Ali EMADADHI
2:28.214 Omran KARAMA	77	- 2 -	96	2:27.556 Abdulla ALI AL KHELAIFI
2:27.479 Mansour AL HAJRI	74	- 1 -	1	2:22.025 Ghanim AL MADHEED

Pole

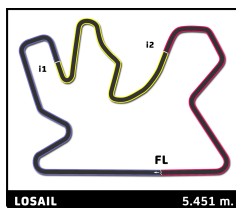
The results are provisional until the end of the limit for protests and appeals.
The limit time for protest expires 30' after publication of results.-Time.....
Published at:

Race Director
Franck Vayssie



Timekeeper:
Isaac Mulungi





2025 QTCC 2K Round 3

LIC

Warm Up

Classification

No	Driver	Nat	Team	Car	Cl.	Time	Lap Total	Gap	Kph
1	96 Abdulla ALI AL KHELAIFI	QAT		Honda S2000	QTCC 2K	2:23.123	3 4	- -	136.3
2	74 Mansour AL HAJRI	QAT		Toyota GT86	QTCC 2K	2:29.351	4 5	+6.228 +6.228	130.6
3	6 Nasser AL AHBABI	QAT		Toyota GT86	QTCC 2K	2:33.574	3 6	+10.451 +4.223	127.0
4	39 Abdulla AL ABBASI	QAT		Honda	QTCC 2K	2:36.313	2 3	+13.190 +2.739	124.8
Max. qual. time: 2:50.430									
1	Ghanim AL MADHEED	QAT		Lotus Elise	QTCC 2K				
3	Saeed AL HAJRI	QAT		Toyota 86	QTCC 2K				
5	Ibrahim ABDULGHANI	QAT		Honda S2000	QTCC 2K				
7	Hussen AHMED	QAT		Subaru BRZ	QTCC 2K				
8	Yousef AL JABRI	QAT		Renault Clio	QTCC 2K				
23	Ibrahim AL MANNAI	QAT		Toyota GT86	QTCC 2K				
77	Omran KARAMA	PSE		Toyota GT86	QTCC 2K				
82	Ahmed ALABBASI	QAT		Integra DC2	QTCC 2K				
85	Mohd AL MAHMOUD	QAT		Toyota GT86	QTCC 2K				
86	Khalifa AL MOHANNADI	QAT		Toyota GT86	QTCC 2K				
89	Ali EMADADHI	QAT		Acura RSX Type S	QTCC 2K				
91	Muath AL MUFTAH	QAT		Subaru 2000	QTCC 2K				
92	Abdulaziz AL SAYED	QAT		Honda FD2	QTCC 2K				
99	Mohammed EMADADHI	QAT		Renault Clio RS	QTCC 2K				
100	Mohamed AL BUAINAIN	QAT		Honda Civic	QTCC 2K				

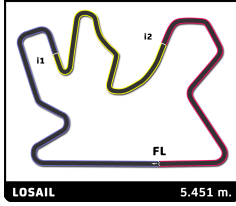
Fastest Lap: Lap 3 | **Abdulla ALI AL KHELAIFI** | **2:23.123** | 136.3 Kph

The results are provisional until the end of the limit for protests and appeals.
The limit time for protest expires 30' after publication of results.-Time.....

Published at:

Track Status: **DRY**

<p>Race Director Franck Vayssie</p>		<p>Timekeeper: Isaac Mulungi</p>	
--	--	---	--



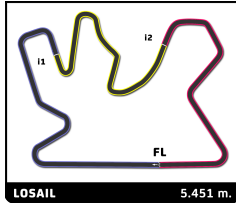
2025 QTCC 2K Round 3

LIC

Warm Up

Best Sector Times

Sector 1			Sector 2			Sector 3			Ideal Lap	Best Lap					
Pos	No	Driver	Time	No	Driver	Time	No	Driver				Time			
1	96	A.ALI AL KHELAIFI	51.978	96	A.ALI AL KHELAIFI	47.102	96	A.ALI AL KHELAIFI	44.043	1	96	A.ALI AL KHELAIFI	2:23.123	2:23.123	(1)
2	74	M.AL HAJRI	54.306	74	M.AL HAJRI	48.633	74	M.AL HAJRI	46.130	2	74	M.AL HAJRI	2:29.069	2:29.351	(2)
3	6	N.AL AHBABI	55.768	39	A.AL ABBASI	49.950	6	N.AL AHBABI	47.206	3	6	N.AL AHBABI	2:33.129	2:33.574	(3)
4	39	A.AL ABBASI	56.045	6	N.AL AHBABI	50.155	39	A.AL ABBASI	49.476	4	39	A.AL ABBASI	2:35.471	2:36.313	(4)

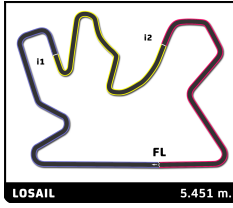


2025 QTCC 2K Round 3

LIC
After Warm Up

Event maximum speed

No	Driver	Team	Car	Class	Top Speed	Lap	Session
96	Abdulla ALI AL KHELAIFI		Honda S2000	QTCC 2K	200.0	4	Warm Up
89	Ali EMADADHI		Acura RSX Type S	QTCC 2K	199.6	2	Qualifying Practice
39	Abdulla AL ABBASI		Honda	QTCC 2K	198.5	9	Qualifying Practice
77	Omran KARAMA		Toyota GT86	QTCC 2K	197.8	3	Qualifying Practice
92	Abdulaziz AL SAYED		Honda FD2	QTCC 2K	197.8	8	Qualifying Practice
100	Mohamed AL BUAINAIN		Honda Civic	QTCC 2K	197.1	5	Qualifying Practice
1	Ghanim AL MADHEED		Lotus Elise	QTCC 2K	196.7	2	Qualifying Practice
82	Ahmed ALABBASI		Integra DC2	QTCC 2K	196.4	4	Qualifying Practice
7	Hussen AHMED		Subaru BRZ	QTCC 2K	191.2	4	Qualifying Practice
91	Muath AL MUFTAH		Subaru 2000	QTCC 2K	189.8	4	Qualifying Practice
23	Ibrahim AL MANNAI		Toyota GT86	QTCC 2K	189.5	8	Qualifying Practice
74	Mansour AL HAJRI		Toyota GT86	QTCC 2K	186.5	2	Warm Up
85	Mohd AL MAHMOUD		Toyota GT86	QTCC 2K	181.8	4	Qualifying Practice
86	Khalifa AL MOHANNADI		Toyota GT86	QTCC 2K	179.1	3	Free Practice
6	Nasser AL AHBABI		Toyota GT86	QTCC 2K	178.8	2	Warm Up
8	Yousef AL JABRI		Renault Clio	QTCC 2K	178.8	3	Qualifying Practice
99	Mohammed EMADADHI		Renault Clio RS	QTCC 2K	174.5	8	Qualifying Practice



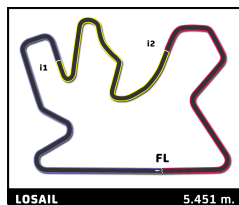
2025 QTCC 2K Round 3

LIC

Warm Up

Fastest Lap Sequence

Elapsed	No	Driver	Team	Car	Class	Time	Kph	Lap
4:58.436	96	Abdulla ALI AL KHELAIFI		Honda S2000	QTCC 2K	2:23.909	135.6	2
7:21.559	96	Abdulla ALI AL KHELAIFI		Honda S2000	QTCC 2K	2:23.123	136.3	3



2025 QTCC 2K Round 3

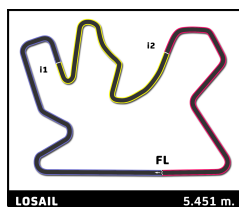
LIC

Warm Up

Sector Analysis

— Invalidated Lap ■ Personal Best ■ Session Best **B** Crossing the pit lane

Lap	D	Time	Sector 1	Sector 2	Sector 3	Kph	Elapsed	Lap	D	Time	Sector 1	Sector 2	Sector 3	Kph	Elapsed
<div style="display: flex; justify-content: space-between; align-items: center;"> <div style="border: 1px solid black; padding: 5px; font-weight: bold; font-size: 24px;">6</div> <div style="text-align: center;"> <p>1.Nasser AL AHBABI</p> <p>Toyota GT86 QTCC 2K</p> </div> </div>															
3	1	2:33.574	56.213	50.155	47.206	127.0	7:49.001								
4	1	2:33.745		55.768	50.710	47.267	126.9	10:22.746							
2	1	2:33.996	56.197	50.214	47.585	126.7	5:15.427								
5	1	2:35.676	56.498	51.700	47.478	125.3	12:58.422								
1	1	2:41.431	1:01.397	51.470	48.564	120.8	2:41.431								
6	1	2:52.771 B	57.129	51.057	1:04.585	112.9	15:51.193								
<div style="display: flex; justify-content: space-between; align-items: center;"> <div style="border: 1px solid black; padding: 5px; font-weight: bold; font-size: 24px;">39</div> <div style="text-align: center;"> <p>1.Abdulla AL ABBASI</p> <p>Honda QTCC 2K</p> </div> </div>															
2	1	2:36.313	56.045	50.402	49.866	124.8	12:33.465								
3	1	2:55.614 B	57.723	50.046	1:07.845	111.1	15:29.079								
1	1	9:57.152	8:17.726	49.950	49.476	32.7	9:57.152								
<div style="display: flex; justify-content: space-between; align-items: center;"> <div style="border: 1px solid black; padding: 5px; font-weight: bold; font-size: 24px;">74</div> <div style="text-align: center;"> <p>1.Mansour AL HAJRI</p> <p>Toyota GT86 QTCC 2K</p> </div> </div>															
4	1	2:29.351	54.310	48.637	46.404	130.6	14:22.654								
2	1	2:29.355	54.328	48.633	46.394	130.6	9:23.546								
3	1	2:29.757	54.306	49.321	46.130	130.3	11:53.303								
5	1	2:49.981 B	58.033	52.272	59.676	114.8	17:12.635								
1	1	6:54.191	5:12.675	54.084	47.432	47.1	6:54.191								
<div style="display: flex; justify-content: space-between; align-items: center;"> <div style="border: 1px solid black; padding: 5px; font-weight: bold; font-size: 24px;">96</div> <div style="text-align: center;"> <p>1.Abdulla ALI AL KHELAIFI</p> <p>Honda S2000 QTCC 2K</p> </div> </div>															
3	1	2:23.123	51.978	47.102	44.043	136.3	7:21.559								
2	1	2:23.909	52.083	47.199	44.627	135.6	4:58.436								
1	1	2:34.527	1:01.394	47.923	45.210	126.2	2:34.527								
4	1	2:40.334 B	56.291	47.825	56.218	121.7	10:01.893								



2025 QTCC 2K Round 3

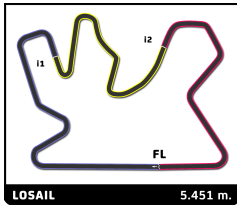
LIC

Warm Up

Sector Analysis

— Invalidated Lap ■ Personal Best ■ Session Best B Crossing the pit lane

Lap	D	Time	Sector 1	Sector 2	Sector 3	Kph	Elapsed	Lap	D	Time	Sector 1	Sector 2	Sector 3	Kph	Elapsed
6		1.Nasser AL AHBABI					Toyota GT86 QTCC 2K								
3	1	2:33.574	56.213	50.155	47.206	127.0	7:49.001								
4	1	2:33.745		55.768	50.710	47.267	126.9	10:22.746							
2	1	2:33.996	56.197	50.214	47.585	126.7	5:15.427								
5	1	2:35.676	56.498	51.700	47.478	125.3	12:58.422								
1	1	2:41.431	1:01.397	51.470	48.564	120.8	2:41.431								
6	1	2:52.771 B	57.129	51.057	1:04.585	112.9	15:51.193								
39		1.Abdulla AL ABBASI					Honda QTCC 2K								
2	1	2:36.313	56.045	50.402	49.866	124.8	12:33.465								
3	1	2:55.614 B	57.723	50.046	1:07.845	111.1	15:29.079								
1	1	9:57.152	8:17.726	49.950	49.476	32.7	9:57.152								
74		1.Mansour AL HAJRI					Toyota GT86 QTCC 2K								
4	1	2:29.351	54.310	48.637	46.404	130.6	14:22.654								
2	1	2:29.355	54.328	48.633	46.394	130.6	9:23.546								
3	1	2:29.757	54.306	49.321	46.130	130.3	11:53.303								
5	1	2:49.981 B	58.033	52.272	59.676	114.8	17:12.635								
1	1	6:54.191	5:12.675	54.084	47.432	47.1	6:54.191								
96		1.Abdulla ALI AL KHELAIFI					Honda S2000 QTCC 2K								
3	1	2:23.123	51.978	47.102	44.043	136.3	7:21.559								
2	1	2:23.909	52.083	47.199	44.627	135.6	4:58.436								
1	1	2:34.527	1:01.394	47.923	45.210	126.2	2:34.527								
4	1	2:40.334 B	56.291	47.825	56.218	121.7	10:01.893								



2025 QTCC 2K Round 3

LIC

Race 1 (10 Laps, 54.2 km.)

Final Starting Grid

2:45.822 Khalifa AL MOHANNADI	86	- 9 -	6	2:33.574 Nasser AL AHBABI
2:43.442 Ahmed ALABBASI	82	- 8 -	8	2:44.728 Yousef AL JABRI
2:37.817 Mohamed AL BUAINAIN	100	- 7 -	99	2:40.129 Mohammed EMADADHI
2:33.259 Mohd AL MAHMOUD	85	- 6 -	7	2:35.504 Hussen AHMED
2:32.391 Abdulla AL ABBASI	39	- 5 -	91	2:32.436 Muath AL MUFTAH
2:29.618 Ibrahim AL MANNAI	23	- 4 -	92	2:29.659 Abdulaziz AL SAYED
2:28.214 Omran KARAMA	77	- 3 -	89	2:28.524 Ali EMADADHI
2:27.479 Mansour AL HAJRI	74	- 2 -	96	2:27.556 Abdulla ALI AL KHELAIFI
		- 1 -	1	2:22.025 Ghanim AL MADHEED



Pole

The results are provisional until the end of the limit for protests and appeals.

The limit time for protest expires 30' after publication of results. -Time.....

Published at:

Race Director

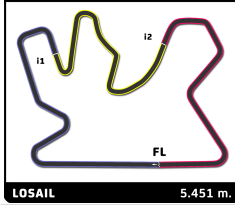
Franck Vayssie



Timekeeper:

Isaac Mulungi





2025 QTCC 2K Round 3

LIC

Race 1 (10 Laps, 54.2 km.)

Classification

No	Driver	Nat	Team	Car	Cl.	Laps	Total Time	Gap	Kph	Best Lap		
										Lap	Time	Kph
1	1 Ghanim AL MADHEED	QAT		Lotus Elise	QTCC 2K	10	24:22.124	-	133.4	5	2:21.087	138.3
2	96 Abdulla ALI AL KHELAIFI	QAT		Honda S2000	QTCC 2K	10	26:48.103	+2:26.979	121.3	6	2:23.121	136.3
3	89 Ali EMADADHI	QAT		Acura RSX Type S	QTCC 2K	10	26:48.893	+2:26.769	121.3	5	2:27.141	132.6
4	74 Mansour AL HAJRI	QAT		Toyota GT86	QTCC 2K	10	26:53.574	+2:31.450	120.9	5	2:28.244	131.6
5	77 Omran KARAMA	PSE		Toyota GT86	QTCC 2K	10	26:54.492	+2:32.368	120.8	3	2:29.964	130.1
6	92 Abdulaziz AL SAYED	QAT		Honda FD2	QTCC 2K	10	26:56.344	+2:34.220	120.7	4	2:27.646	132.1
7	7 Hussen AHMED	QAT		Subaru BRZ	QTCC 2K	10	26:58.327	+2:36.203	120.5	3	2:29.679	130.3
8	23 Ibrahim AL MANNAI	QAT		Toyota GT86	QTCC 2K	10	26:59.418	+2:37.294	120.5	6	2:29.500	130.5
9	85 Mohd AL MAHMOUD	QAT		Toyota GT86	QTCC 2K	10	27:01.017	+2:38.893	120.3	4	2:32.987	127.5
10	99 Mohammed EMADADHI	QAT		Renault Clio RS	QTCC 2K	10	27:10.779	+2:48.655	119.6	5	2:39.211	122.5
11	91 Muath AL MUFTAH	QAT		Subaru 2000	QTCC 2K	9	24:35.642	1 Lap	119.0	2	2:35.531	125.4
12	86 Khalifa AL MOHANNADI	QAT		Toyota GT86	QTCC 2K	9	26:47.881	1 Lap	109.2	5	2:40.941	121.2
13	39 Abdulla AL ABBASI	QAT		Honda	QTCC 2K	9	26:55.761	1 Lap	108.7	4	2:41.990	120.4
14	8 Yousef AL JABRI	QAT		Renault Clio	QTCC 2K	9	26:58.717	1 Lap	108.5	6	2:43.759	119.1
Retired												
	6 Nasser AL AHBABI	QAT		Toyota GT86	QTCC 2K	7	23:34.861			2	2:32.470	127.9
	82 Ahmed ALABBASI	QAT		Integra DC2	QTCC 2K	6	15:04.593			6	2:29.518	130.5
	100 Mohamed AL BUAINAIN	QAT		Honda Civic	QTCC 2K							

Pole Position:	Ghanim AL MADHEED	2:22.025	137.4 Kph
Fastest Lap:	Lap5 Ghanim AL MADHEED	2:21.087	138.3 Kph

5 Seconds Penalty For Exceeding Track Limits

- Car #7
- Car #85
- Car #92
- Car #23
- Car #74

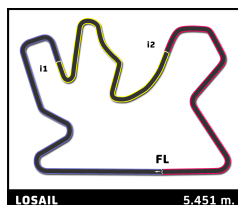
The results are provisional until the end of the limit for protests and appeals.

The limit time for protest expires 30' after publication of results. -Time.....

Published at:

Track Status: **DRY**

Race Director Franck Vayssie		Timekeeper: Isaac Mulungi	
--	--	-------------------------------------	--



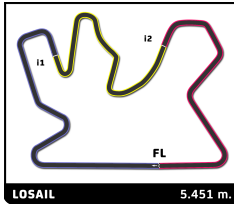
2025 QTCC 2K Round 3

LIC

Race 1

Lap Chart

No	Pos	Grid	Lap											
			1	2	3	4	5	6	7	8	9	10		
1	1	1	1	1	1	1	1	1	1	1	1	1	1	1
74	2	74	96	96	96	96	96	96	96	96	96	96	96	96
96	3	96	74	74	74	74	74	74	74	74	74	74	74	74
77	4	77	89	89	89	89	89	89	89	89	89	89	89	89
89	5	89	82	82	92	92	92	92	92	92	92	92	92	92
23	6	23	92	92	82	82	82	82	7	7	7	7	7	7
92	7	92	77	7	7	7	7	7	23	23	23	23	23	23
39	8	39	7	23	23	23	23	23	77	77	77	77	77	77
91	9	91	23	77	77	77	77	77	85	85	85	85	85	85
85	10	85	91	6	6	6	6	85	99	99	99	99	99	99
7	11	7	6	91	85	85	85	6	91	91	91	91	91	91
100	12	100	85	85	91	91	91	91	86	86	86	86	86	86
99	13	99	39	99	99	99	99	99	8	39	39	39	39	39
82	14	82	99	39	39	39	86	86	39	8	8	8	8	8
8	15	8	8	8	86	86	39	39	6	6	6	6	6	6
86	16	86	86	86	8	8	8	8	8	8	8	8	8	8
6	17	6	6	6	6	6	6	6	6	6	6	6	6	6



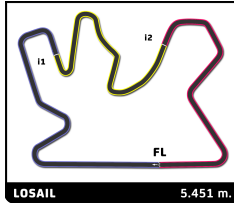
2025 QTCC 2K Round 3

LIC

Race 1

Best Sector Times

Sector 1		Sector 2		Sector 3				Ideal Lap	Best Lap
Pos	No Driver	Time	No Driver	Time	No Driver	Time	Pos No Driver		
1	1 G.AL MADHEED	50.905	1 G.AL MADHEED	46.338	1 G.AL MADHEED	43.651	1 1 G.AL MADHEED	2:20.894	2:21.087 (1)
2	96 A.ALI AL KHELAIFI	51.715	96 A.ALI AL KHELAIFI	46.828	96 A.ALI AL KHELAIFI	44.155	2 96 A.ALI AL KHELAIFI	2:22.698	2:23.121 (2)
3	89 A.EMADADHI	52.743	74 M.AL HAJRI	48.069	92 A.AL SAYED	45.709	3 89 A.EMADADHI	2:26.813	2:27.141 (3)
4	92 A.AL SAYED	53.081	89 A.EMADADHI	48.104	89 A.EMADADHI	45.966	4 92 A.AL SAYED	2:27.151	2:27.646 (4)
5	74 M.AL HAJRI	53.782	92 A.AL SAYED	48.361	74 M.AL HAJRI	46.020	5 74 M.AL HAJRI	2:27.871	2:28.244 (5)
6	23 I.AL MANNAI	53.791	82 A.ALABBASI	48.603	7 H.AHMED	46.362	6 82 A.ALABBASI	2:29.064	2:29.518 (7)
7	7 H.AHMED	53.856	77 O.KARAMA	48.950	23 I.AL MANNAI	46.424	7 7 H.AHMED	2:29.178	2:29.679 (8)
8	77 O.KARAMA	53.987	7 H.AHMED	48.960	82 A.ALABBASI	46.446	8 23 I.AL MANNAI	2:29.232	2:29.500 (6)
9	82 A.ALABBASI	54.015	23 I.AL MANNAI	49.017	77 O.KARAMA	46.562	9 77 O.KARAMA	2:29.499	2:29.964 (9)
10	91 M.AL MUFTAH	54.860	85 M.AL MAHMOUD	49.389	6 N.AL AHBABI	46.964	10 85 M.AL MAHMOUD	2:32.449	2:32.987 (11)
11	6 N.AL AHBABI	55.450	6 N.AL AHBABI	50.040	85 M.AL MAHMOUD	47.308	11 6 N.AL AHBABI	2:32.454	2:32.470 (10)
12	85 M.AL MAHMOUD	55.752	91 M.AL MUFTAH	50.108	91 M.AL MUFTAH	48.695	12 91 M.AL MUFTAH	2:33.663	2:35.531 (12)
13	99 M.EMADADHI	57.208	39 A.AL ABBASI	51.872	39 A.AL ABBASI	48.816	13 39 A.AL ABBASI	2:38.003	2:41.990 (15)
14	39 A.AL ABBASI	57.315	99 M.EMADADHI	52.045	99 M.EMADADHI	49.758	14 99 M.EMADADHI	2:39.011	2:39.211 (13)
15	86 K.AL MOHANNADI	57.514	86 K.AL MOHANNADI	52.237	86 K.AL MOHANNADI	50.367	15 86 K.AL MOHANNADI	2:40.118	2:40.941 (14)
16	8 Y.AL JABRI	58.048	8 Y.AL JABRI	53.062	8 Y.AL JABRI	51.934	16 8 Y.AL JABRI	2:43.044	2:43.759 (16)

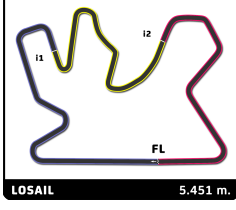


2025 QTCC 2K Round 3

LIC
After Race 1

Event maximum speed

No Driver	Team	Car	Class	Top Speed	Lap	Session
1 Ghanim AL MADHEED		Lotus Elise	QTCC 2K	211.4	8	Race 1
92 Abdulaziz AL SAYED		Honda FD2	QTCC 2K	206.5	3	Race 1
82 Ahmed ALABBASI		Integra DC2	QTCC 2K	205.7	3	Race 1
89 Ali EMADADHI		Acura RSX Type S	QTCC 2K	204.5	6	Race 1
39 Abdulla AL ABBASI		Honda	QTCC 2K	203.0	2	Race 1
96 Abdulla ALI AL KHELAIPI		Honda S2000	QTCC 2K	200.0	4	Warm Up
77 Omran KARAMA		Toyota GT86	QTCC 2K	198.2	4	Race 1
100 Mohamed AL BUAINAIN		Honda Civic	QTCC 2K	197.1	5	Qualifying Practice
23 Ibrahim AL MANNAI		Toyota GT86	QTCC 2K	196.0	2	Race 1
7 Hussen AHMED		Subaru BRZ	QTCC 2K	195.3	2	Race 1
91 Muath AL MUFTAH		Subaru 2000	QTCC 2K	192.2	3	Race 1
74 Mansour AL HAJRI		Toyota GT86	QTCC 2K	191.2	7	Race 1
85 Mohd AL MAHMOUD		Toyota GT86	QTCC 2K	186.5	3	Race 1
86 Khalifa AL MOHANNADI		Toyota GT86	QTCC 2K	184.9	2	Race 1
99 Mohammed EMADADHI		Renault Clio RS	QTCC 2K	182.1	6	Race 1
8 Yousef AL JABRI		Renault Clio	QTCC 2K	180.6	3	Race 1
6 Nasser AL AHBABI		Toyota GT86	QTCC 2K	178.8	2	Warm Up



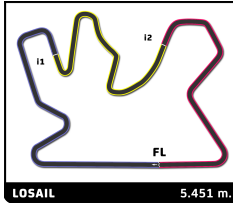
2025 QTCC 2K Round 3

LIC

Race 1

Leader Sequence by Class

No Driver	Team	Car	Start Lap	End Lap	Laps	Total Laps
QTCC 2K						
1	Ghanim AL MADHEED	Lotus Elise	1	10	10	10



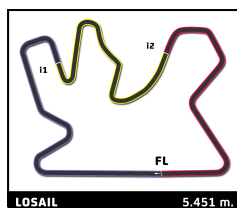
2025 QTCC 2K Round 3

LIC

Race 1

Fastest Lap Sequence

Elapsed	No	Driver	Team	Car	Class	Time	Kph	Lap
4:44.430	1	Ghanim AL MADHEED		Lotus Elise	QTCC 2K	2:21.336	138.0	2
11:49.514	1	Ghanim AL MADHEED		Lotus Elise	QTCC 2K	2:21.087	138.3	5



2025 QTCC 2K Round 3

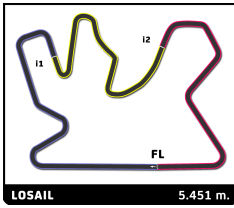
LIC

Race 1

Analysis by lap

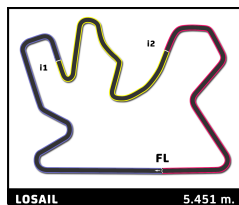
Lapped

No	Lap Time	Gap	No	Lap Time	Gap	No	Lap Time	Gap	No	Lap Time	Gap	No	Lap Time	Gap	
Lap 1			39	2:43.002	1:04.056	6	2:35.574	1:19.930	Lap 10						
1	2:23.094	0.000	86	2:42.867	1:11.090	91	2:36.535	1:46.450	1	2:46.721		91	2:53.597	1 Lap	
96	2:24.476	1.382	8	2:46.899	1:14.762	99	2:40.278	1:52.005	86	4:08.507	1 Lap	86	4:08.507	1 Lap	
74	2:29.419	6.325	Lap 4						96	4:07.707	2:25.979	74	4:07.012	2:26.450	
89	2:33.978	10.884	1	2:21.888		Lap 7			89	4:06.747	2:26.769	89	4:06.747	2:26.769	
82	2:35.344	12.250	96	2:23.393	6.239	1	2:22.344		92	4:08.457	2:29.220	92	4:08.457	2:29.220	
92	2:35.762	12.668	74	2:28.299	27.344	8	2:43.759	1 Lap	7	4:02.849	2:31.203	7	4:02.849	2:31.203	
77	2:35.857	12.763	89	2:27.488	29.271	96	2:23.366	10.062	23	4:03.156	2:32.294	23	4:03.156	2:32.294	
7	2:36.299	13.205	92	2:27.646	32.357	74	2:29.042	48.615	77	4:02.206	2:32.368	77	4:02.206	2:32.368	
23	2:36.994	13.900	82	2:30.082	36.727	89	2:29.749	49.527	39	4:11.891	1 Lap	39	4:11.891	1 Lap	
91	2:39.600	16.506	7	2:29.981	37.445	92	2:27.583	51.664	85	3:31.459	2:33.893	85	3:31.459	2:33.893	
6	2:40.441	17.347	23	2:29.787	39.359	7	2:30.778	1:02.628	8	3:45.929	1 Lap	8	3:45.929	1 Lap	
85	2:40.614	17.520	6	2:34.214	52.196	23	2:30.317	1:03.045	99	2:50.546	2:48.655	99	2:50.546	2:48.655	
39	2:41.815	18.721	85	2:32.987	53.313	77	2:30.246	1:05.619							
99	2:45.586	22.492	91	2:40.507	1:10.981	85	2:34.953	1:31.514							
8	2:50.523	27.429	99	2:39.714	1:16.084	99	2:45.491	2:15.152							
86	2:52.380	29.286	39	2:41.990	1:24.158	91	2:56.034	2:20.140							
Lap 2			86	2:41.748	1:30.950										
1	2:21.336		8	2:45.146	1:38.020										
96	2:23.234	3.280	Lap 5			Lap 8									
74	2:28.836	13.825	1	2:21.087		1	2:21.489								
89	2:28.334	17.882	96	2:23.248	8.400	86	2:43.590	1 Lap							
82	2:29.718	20.632	74	2:28.244	34.501	96	2:26.329	14.902							
92	2:29.469	20.801	89	2:27.141	35.325	8	2:47.285	1 Lap							
7	2:29.913	21.782	92	2:28.579	39.849	39	2:58.652	1 Lap							
23	2:30.829	23.393	82	2:29.921	45.561	74	2:30.233	57.359							
77	2:33.059	24.486	7	2:29.842	46.200	89	2:29.991	58.029							
6	2:32.470	28.481	23	2:29.781	48.053	92	2:28.550	58.725							
91	2:35.531	30.701	77	2:30.041	49.469	7	2:34.458	1:15.597							
85	2:34.536	30.720	6	2:35.728	1:06.837	23	2:35.034	1:16.590							
99	2:39.871	41.027	85	2:35.172	1:07.398	77	2:33.290	1:17.420							
39	2:45.778	43.163	91	2:42.502	1:32.396	85	2:37.969	1:47.994							
8	2:43.879	49.972	99	2:39.211	1:34.208	99	2:44.738	2:38.401							
86	2:42.382	50.332	86	2:40.941	1:50.804	Lap 9									
Lap 3			39	2:49.933	1:53.004	1	2:39.575								
1	2:22.109		8	2:46.254	2:03.187	91	2:47.566	1 Lap							
96	2:23.563	4.734	Lap 6			86	3:33.673	1 Lap							
74	2:29.217	20.933	1	2:22.481		96	3:29.666	1:04.993							
89	2:27.898	23.671	96	2:23.121	9.040	74	2:48.375	1:06.159							
92	2:27.907	26.599	74	2:29.897	41.917	89	2:48.289	1:06.743							
82	2:30.010	28.533	89	2:29.278	42.122	92	2:48.334	1:07.484							
7	2:29.679	29.352	92	2:29.057	46.425	39	3:11.973	1 Lap							
23	2:30.176	31.460	82	2:29.518	52.598	7	2:39.053	1:15.075							
77	2:29.964	32.341	7	2:30.475	54.194	23	2:38.844	1:15.859							
6	2:33.498	39.870	23	2:29.500	55.072	77	2:39.038	1:16.883							
85	2:33.603	42.214	77	2:30.729	57.717	8	3:49.043	1 Lap							
91	2:43.770	52.362	85	2:33.988	1:18.905	85	2:40.736	1:49.155							
99	2:39.340	58.258							6	8:02.936	2 Laps				
						99	2:46.004	2:44.830							



Pit Stop Analysis

No	In Time	In Driver	Out Time	Out Driver	Pit Time	T.Pit Time	No	In Time	In Driver	Out Time	Out Driver	Pit Time	T.Pit Time



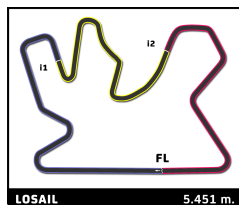
2025 QTCC 2K Round 3

LIC Race 1

Sector Analysis

— Invalidated Lap ■ Personal Best ■ Session Best B Crossing the pit lane

Lap	D	Time	Sector 1	Sector 2	Sector 3	Kph	Elapsed	Lap	D	Time	Sector 1	Sector 2	Sector 3	Kph	Elapsed
1 1.Ghanim AL MADHEED Lotus Elise QTCC 2K								23 1.Ibrahim AL MANNAI Toyota GT86 QTCC 2K							
5	1	2:21.087	50.905	46.531	43.651	138.3	11:49.514	6	1	2:29.500	54.059	49.017	46.424	130.5	15:07.067
2	1	2:21.336	51.099	46.374	43.863	138.0	4:44.430	5	1	2:29.781	53.961	49.078	46.742	130.2	12:37.567
8	1	2:21.489	51.002	46.782	43.705	137.9	18:55.828	4	1	2:29.787	54.093	49.038	46.656	130.2	10:07.786
4	1	2:21.888	51.259	46.744	43.885	137.5	9:28.427	3	1	2:30.176	54.434	49.184	46.558	129.9	7:37.999
3	1	2:22.109	51.327	46.842	43.940	137.3	7:06.539	7	1	2:30.317	53.791	49.801	46.725	129.8	17:37.384
7	1	2:22.344	51.707	46.757	43.880	137.1	16:34.339	2	1	2:30.829	54.409	49.600	46.820	129.3	5:07.823
6	1	2:22.481	51.724	46.630	44.127	136.9	14:11.995	8	1	2:35.034	55.299	50.073	49.662	125.8	20:12.418
1	1	2:23.094	52.614	46.338	44.142	136.3	2:23.094	1	1	2:36.994	59.044	50.566	47.384	124.3	2:36.994
9	1	2:39.575	53.120	54.308	52.147	122.3	21:35.403	9	1	2:38.844	57.379	51.975	49.490	122.8	22:51.262
10	1	2:46.721	57.946	54.936	53.839	117.0	24:22.124	10	1	4:03.156	1:35.516	1:16.614	1:11.026	80.2	26:54.418
6 1.Nasser AL AHBABI Toyota GT86 QTCC 2K								39 1.Abdulla AL ABBASI Honda QTCC 2K							
2	1	2:32.470	55.450	50.040	46.980	127.9	5:12.911	1	1	2:41.815	1:01.127	51.872	48.816	120.6	2:41.815
3	1	2:33.498	55.620	50.397	47.481	127.1	7:46.409	4	1	2:41.990	57.836	53.265	50.889	120.4	10:52.585
4	1	2:34.214	56.307	50.943	46.964	126.5	10:20.623	3	1	2:43.002	57.315	56.530	49.157	119.7	8:10.595
6	1	2:35.574	56.741	50.709	48.124	125.4	15:31.925	2	1	2:45.778	57.557	57.934	50.287	117.7	5:27.593
5	1	2:35.728	56.821	50.955	47.952	125.3	12:56.351	5	1	2:49.933	59.024	59.103	51.806	114.8	13:42.518
1	1	2:40.441	1:01.377	50.826	48.238	121.6	2:40.441	6	1	2:50.727	1:02.707	57.628	50.392	114.3	16:33.245
7	1	8:02.936	B 56.510	50.654	6:15.772	40.4	23:34.861	7	1	2:58.652	1:02.176	59.593	56.883	109.2	19:31.897
7 1.Hussen AHMED Subaru BRZ QTCC 2K								74 1.Mansour AL HAJRI Toyota GT86 QTCC 2K							
3	1	2:29.679	53.856	49.461	46.362	130.3	7:35.891	5	1	2:28.244	53.799	48.351	46.094	131.6	12:24.015
5	1	2:29.842	54.009	49.288	46.545	130.2	12:35.714	4	1	2:28.299	53.941	48.338	46.020	131.5	9:55.771
2	1	2:29.913	54.284	49.119	46.510	130.1	5:06.212	2	1	2:28.836	53.996	48.743	46.097	131.1	4:58.255
4	1	2:29.981	54.195	48.960	46.826	130.1	10:05.872	7	1	2:29.042	54.967	48.289	45.786	130.9	17:22.954
6	1	2:30.475	54.428	49.207	46.840	129.6	15:06.189	3	1	2:29.217	54.279	48.615	46.323	130.7	7:27.472
7	1	2:30.778	54.239	49.327	47.212	129.4	17:36.967	1	1	2:29.419	55.081	48.204	46.134	130.6	2:29.419
8	1	2:34.458	55.471	49.845	49.142	126.3	20:11.425	6	1	2:29.897	54.033	48.604	47.260	130.1	14:53.912
1	1	2:36.299	59.040	50.722	46.537	124.8	2:36.299	8	1	2:30.233	53.782	48.069	48.382	129.9	19:53.187
9	1	2:39.053	57.158	52.466	49.429	122.7	22:50.478	9	1	2:48.375	57.679	52.829	57.867	115.9	22:41.562
10	1	4:02.849	1:35.853	1:16.517	1:10.479	80.3	26:53.327	10	1	4:07.012	1:42.200	1:15.831	1:08.981	79.0	26:48.574
8 1.Yousef AL JABRI Renault Clio QTCC 2K								77 1.Omran KARAMA Toyota GT86 QTCC 2K							
6	1	2:43.759	58.399	53.062	52.298	119.1	16:36.460	3	1	2:29.964	54.248	48.950	46.766	130.1	7:38.880
2	1	2:43.879	58.048	53.592	52.239	119.0	5:34.402	5	1	2:30.041	54.361	49.118	46.562	130.0	12:38.983
4	1	2:45.146	58.967	53.888	52.291	118.1	11:06.447	4	1	2:30.062	53.987	49.472	46.603	130.0	10:08.942
5	1	2:46.254	59.495	54.729	52.030	117.3	13:52.701	7	1	2:30.246	54.052	49.235	46.959	129.8	17:39.958
3	1	2:46.899	1:00.159	54.570	52.170	116.9	8:21.301	6	1	2:30.729	54.387	49.438	46.904	129.4	15:09.712
7	1	2:47.285	59.246	54.523	53.516	116.6	19:23.745								
1	1	2:50.523	1:04.520	54.069	51.934	114.4	2:50.523								
9	1	3:45.929	1:16.317	1:16.117	1:13.495	86.3	26:58.717								



2025 QTCC 2K Round 3

LIC Race 1

Sector Analysis

— Invalidated Lap ■ Personal Best ■ Session Best B Crossing the pit lane

Lap	D	Time	Sector 1	Sector 2	Sector 3	Kph	Elapsed	Lap	D	Time	Sector 1	Sector 2	Sector 3	Kph	Elapsed
2	1	2:33.059	56.110	49.898	47.051	127.5	5:08.916	7	1	2:29.749	55.118	48.485	46.146	130.3	17:23.866
8	1	2:33.290	54.293	49.206	49.791	127.3	20:13.248	8	1	2:29.991	53.512	48.402	48.077	130.1	19:53.857
1	1	2:35.857	57.880	49.356	48.621	125.2	2:35.857	1	1	2:33.978	58.224	49.037	46.717	126.7	2:33.978
9	1	2:39.038	57.895	51.547	49.596	122.7	22:52.286	9	1	2:48.289	57.962	52.335	57.992	115.9	22:42.146
10	1	4:02.206	1:35.578	1:16.174	1:10.454	80.5	26:54.492	10	1	4:06.747	1:42.119	1:15.796	1:08.832	79.1	26:48.893

82	1. Ahmed ALABBASI	Integra DC2 QTCC 2K
-----------	-------------------	------------------------

6	1	2:29.518	54.070	49.002	46.446	130.5	15:04.593
2	1	2:29.718	54.031	49.054	46.633	130.3	5:05.062
5	1	2:29.921	54.015	49.137	46.769	130.1	12:35.075
3	1	2:30.010	54.822	48.603	46.585	130.0	7:35.072
4	1	2:30.082	54.136	49.134	46.812	130.0	10:05.154
1	1	2:35.344	58.542	49.601	47.201	125.6	2:35.344

85	1. Mohd AL MAHMOUD	Toyota GT86 QTCC 2K
-----------	--------------------	------------------------

4	1	2:32.987	55.752	49.927	47.308	127.5	10:21.740
3	1	2:33.603	56.037	49.664	47.902	127.0	7:48.753
6	1	2:33.988	57.075	49.389	47.524	126.7	15:30.900
2	1	2:34.536	56.041	50.677	47.818	126.2	5:15.150
7	1	2:34.953	56.630	50.695	47.628	125.9	18:05.853
5	1	2:35.172	56.087	51.755	47.330	125.7	12:56.912
8	1	2:37.969	57.218	50.676	50.075	123.5	20:43.822
1	1	2:40.614	59.421	52.532	48.661	121.5	2:40.614
9	1	2:40.736	59.209	51.360	50.167	121.4	23:24.558
10	1	3:31.459	1:04.928	1:16.272	1:10.259	92.3	26:56.017

86	1. Khalifa AL MOHANNADI	Toyota GT86 QTCC 2K
-----------	-------------------------	------------------------

5	1	2:40.941	57.943	52.631	50.367	121.2	13:40.318
4	1	2:41.748	58.357	52.440	50.951	120.6	10:59.377
6	1	2:41.793	57.945	52.976	50.872	120.6	16:22.111
2	1	2:42.382	58.246	52.237	51.899	120.1	5:34.762
3	1	2:42.867	59.423	52.832	50.612	119.8	8:17.629
7	1	2:43.590	57.514	54.831	51.245	119.3	19:05.701
1	1	2:52.380	1:06.490	53.913	51.977	113.2	2:52.380
8	1	3:33.673	1:08.828	1:00.039	1:24.806	91.3	22:39.374
9	1	4:08.507	1:42.072	1:16.800	1:09.635	78.5	26:47.881

89	1. Ali EMADADHI	Acura RSX Type S QTCC 2K
-----------	-----------------	-----------------------------

5	1	2:27.141	52.743	48.432	45.966	132.6	12:24.839
4	1	2:27.488	53.005	48.431	46.052	132.3	9:57.698
3	1	2:27.898	53.164	48.726	46.008	131.9	7:30.210
2	1	2:28.334	53.465	48.627	46.242	131.5	5:02.312
6	1	2:29.278	53.743	48.104	47.431	130.7	14:54.117

91	1. Muath AL MUFTAH	Subaru 2000 QTCC 2K
-----------	--------------------	------------------------

2	1	2:35.531	55.114	51.722	48.695	125.4	5:15.131
6	1	2:36.535	55.543	50.108	50.884	124.6	15:58.445
1	1	2:39.600	59.956	50.460	49.184	122.2	2:39.600
4	1	2:40.507	57.532	51.281	51.694	121.5	10:39.408
5	1	2:42.502	58.310	53.648	50.544	120.1	13:21.910
3	1	2:43.770	54.860	55.163	53.747	119.1	7:58.901
8	1	2:47.566	1:00.217	55.448	51.901	116.4	21:42.045
9	1	2:53.597	1:04.306	55.034	54.257	112.4	24:35.642
7	1	2:56.034	58.590	57.851	59.593	110.8	18:54.479

92	1. Abdulaziz AL SAYED	Honda FD2 QTCC 2K
-----------	-----------------------	----------------------

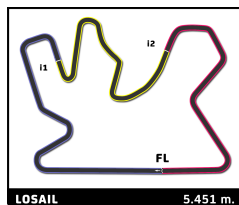
7	1	2:27.583	53.131	48.361	46.091	132.2	17:26.003
4	1	2:27.646	53.443	48.439	45.764	132.1	10:00.784
3	1	2:27.907	53.381	48.817	45.709	131.9	7:33.138
8	1	2:28.550	53.081	49.332	46.137	131.3	19:54.553
5	1	2:28.579	53.989	48.566	46.024	131.3	12:29.363
6	1	2:29.057	53.983	48.807	46.267	130.9	14:58.420
2	1	2:29.469	54.078	49.146	46.245	130.5	5:05.231
1	1	2:35.762	58.758	50.040	46.964	125.2	2:35.762
9	1	2:48.334	58.494	51.729	58.111	115.9	22:42.887
10	1	4:08.457	1:41.917	1:15.763	1:10.777	78.5	26:51.344

96	1. Abdulla ALI AL KHELAIFI	Honda S2000 QTCC 2K
-----------	----------------------------	------------------------

6	1	2:23.121	52.002	46.828	44.291	136.3	14:21.035
2	1	2:23.234	51.851	47.068	44.315	136.2	4:47.710
5	1	2:23.248	51.800	47.202	44.246	136.2	11:57.914
7	1	2:23.366	52.079	47.071	44.216	136.1	16:44.401
4	1	2:23.393	51.715	47.285	44.393	136.0	9:34.666
3	1	2:23.563	51.996	47.217	44.350	135.9	7:11.273
1	1	2:24.476	53.346	46.975	44.155	135.0	2:24.476
8	1	2:26.329	52.241	49.233	44.855	133.3	19:10.730
9	1	3:29.666	1:04.717	1:00.024	1:24.925	93.0	22:40.396
10	1	4:07.707	1:42.452	1:16.098	1:09.157	78.8	26:48.103

99	1. Mohammed EMADADHI	Renault Clio RS QTCC 2K
-----------	----------------------	----------------------------

5	1	2:39.211	57.408	52.045	49.758	122.5	13:23.722
---	---	-----------------	--------	---------------	---------------	-------	-----------



2025 QTCC 2K Round 3

LIC

Race 1

Sector Analysis

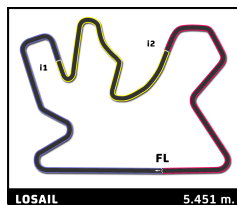
— Invalidated Lap

■ Personal Best

■ Session Best

B Crossing the pit lane

Lap	D	Time	Sector 1	Sector 2	Sector 3	Kph	Elapsed	Lap	D	Time	Sector 1	Sector 2	Sector 3	Kph	Elapsed
3	1	2:39.340	57.208	52.074	50.058	122.4	8:04.797								
4	1	2:39.714	57.292	52.361	50.061	122.1	10:44.511								
2	1	2:39.871	57.520	52.154	50.197	122.0	5:25.457								
6	1	2:40.278	57.688	52.359	50.231	121.7	16:04.000								
8	1	2:44.738	59.075	53.892	51.771	118.4	21:34.229								
7	1	2:45.491	57.660	53.719	54.112	117.9	18:49.491								
1	1	2:45.586	1:02.837	52.802	49.947	117.8	2:45.586								
9	1	2:46.004	58.712	54.480	52.812	117.5	24:20.233								
10	1	2:50.546	1:02.137	55.135	53.274	114.4	27:10.779								



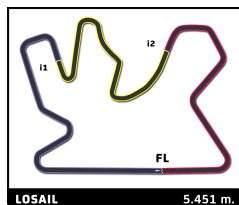
2025 QTCC 2K Round 3

LIC Race 1

Sector Analysis

— Invalidated Lap ■ Personal Best ■ Session Best B Crossing the pit lane

Lap	D	Time	Sector 1	Sector 2	Sector 3	Kph	Elapsed	Lap	D	Time	Sector 1	Sector 2	Sector 3	Kph	Elapsed
1 1.Ghanim AL MADHEED Lotus Elise QTCC 2K								23 1.Ibrahim AL MANNAI Toyota GT86 QTCC 2K							
5	1	2:21.087	50.905	46.531	43.651	138.3	11:49.514	6	1	2:29.500	54.059	49.017	46.424	130.5	15:07.067
2	1	2:21.336	51.099	46.374	43.863	138.0	4:44.430	5	1	2:29.781	53.961	49.078	46.742	130.2	12:37.567
8	1	2:21.489	51.002	46.782	43.705	137.9	18:55.828	4	1	2:29.787	54.093	49.038	46.656	130.2	10:07.786
4	1	2:21.888	51.259	46.744	43.885	137.5	9:28.427	3	1	2:30.176	54.434	49.184	46.558	129.9	7:37.999
3	1	2:22.109	51.327	46.842	43.940	137.3	7:06.539	7	1	2:30.317	53.791	49.801	46.725	129.8	17:37.384
7	1	2:22.344	51.707	46.757	43.880	137.1	16:34.339	2	1	2:30.829	54.409	49.600	46.820	129.3	5:07.823
6	1	2:22.481	51.724	46.630	44.127	136.9	14:11.995	8	1	2:35.034	55.299	50.073	49.662	125.8	20:12.418
1	1	2:23.094	52.614	46.338	44.142	136.3	2:23.094	1	1	2:36.994	59.044	50.566	47.384	124.3	2:36.994
9	1	2:39.575	53.120	54.308	52.147	122.3	21:35.403	9	1	2:38.844	57.379	51.975	49.490	122.8	22:51.262
10	1	2:46.721	57.946	54.936	53.839	117.0	24:22.124	10	1	4:03.156	1:35.516	1:16.614	1:11.026	80.2	26:54.418
6 1.Nasser AL AHBABI Toyota GT86 QTCC 2K								39 1.Abdulla AL ABBASI Honda QTCC 2K							
2	1	2:32.470	55.450	50.040	46.980	127.9	5:12.911	1	1	2:41.815	1:01.127	51.872	48.816	120.6	2:41.815
3	1	2:33.498	55.620	50.397	47.481	127.1	7:46.409	4	1	2:41.990	57.836	53.265	50.889	120.4	10:52.585
4	1	2:34.214	56.307	50.943	46.964	126.5	10:20.623	3	1	2:43.002	57.315	56.530	49.157	119.7	8:10.595
6	1	2:35.574	56.741	50.709	48.124	125.4	15:31.925	2	1	2:45.778	57.557	57.934	50.287	117.7	5:27.593
5	1	2:35.728	56.821	50.955	47.952	125.3	12:56.351	5	1	2:49.933	59.024	59.103	51.806	114.8	13:42.518
1	1	2:40.441	1:01.377	50.826	48.238	121.6	2:40.441	6	1	2:50.727	1:02.707	57.628	50.392	114.3	16:33.245
7	1	8:02.936	B 56.510	50.654	6:15.772	40.4	23:34.861	7	1	2:58.652	1:02.176	59.593	56.883	109.2	19:31.897
7 1.Hussen AHMED Subaru BRZ QTCC 2K								74 1.Mansour AL HAJRI Toyota GT86 QTCC 2K							
3	1	2:29.679	53.856	49.461	46.362	130.3	7:35.891	5	1	2:28.244	53.799	48.351	46.094	131.6	12:24.015
5	1	2:29.842	54.009	49.288	46.545	130.2	12:35.714	4	1	2:28.299	53.941	48.338	46.020	131.5	9:55.771
2	1	2:29.913	54.284	49.119	46.510	130.1	5:06.212	2	1	2:28.836	53.996	48.743	46.097	131.1	4:58.255
4	1	2:29.981	54.195	48.960	46.826	130.1	10:05.872	7	1	2:29.042	54.967	48.289	45.786	130.9	17:22.954
6	1	2:30.475	54.428	49.207	46.840	129.6	15:06.189	3	1	2:29.217	54.279	48.615	46.323	130.7	7:27.472
7	1	2:30.778	54.239	49.327	47.212	129.4	17:36.967	1	1	2:29.419	55.081	48.204	46.134	130.6	2:29.419
8	1	2:34.458	55.471	49.845	49.142	126.3	20:11.425	6	1	2:29.897	54.033	48.604	47.260	130.1	14:53.912
1	1	2:36.299	59.040	50.722	46.537	124.8	2:36.299	8	1	2:30.233	53.782	48.069	48.382	129.9	19:53.187
9	1	2:39.053	57.158	52.466	49.429	122.7	22:50.478	9	1	2:48.375	57.679	52.829	57.867	115.9	22:41.562
10	1	4:02.849	1:35.853	1:16.517	1:10.479	80.3	26:53.327	10	1	4:07.012	1:42.200	1:15.831	1:08.981	79.0	26:48.574
8 1.Yousef AL JABRI Renault Clio QTCC 2K								77 1.Omran KARAMA Toyota GT86 QTCC 2K							
6	1	2:43.759	58.399	53.062	52.298	119.1	16:36.460	3	1	2:29.964	54.248	48.950	46.766	130.1	7:38.880
2	1	2:43.879	58.048	53.592	52.239	119.0	5:34.402	5	1	2:30.041	54.361	49.118	46.562	130.0	12:38.983
4	1	2:45.146	58.967	53.888	52.291	118.1	11:06.447	4	1	2:30.062	53.987	49.472	46.603	130.0	10:08.942
5	1	2:46.254	59.495	54.729	52.030	117.3	13:52.701	7	1	2:30.246	54.052	49.235	46.959	129.8	17:39.958
3	1	2:46.899	1:00.159	54.570	52.170	116.9	8:21.301	6	1	2:30.729	54.387	49.438	46.904	129.4	15:09.712
7	1	2:47.285	59.246	54.523	53.516	116.6	19:23.745								
1	1	2:50.523	1:04.520	54.069	51.934	114.4	2:50.523								
9	1	3:45.929	1:16.317	1:16.117	1:13.495	86.3	26:58.717								



2025 QTCC 2K Round 3

LIC Race 1

Sector Analysis

— Invalidated Lap ■ Personal Best ■ Session Best B Crossing the pit lane

Lap	D	Time	Sector 1	Sector 2	Sector 3	Kph	Elapsed	Lap	D	Time	Sector 1	Sector 2	Sector 3	Kph	Elapsed
2	1	2:33.059	56.110	49.898	47.051	127.5	5:08.916	7	1	2:29.749	55.118	48.485	46.146	130.3	17:23.866
8	1	2:33.290	54.293	49.206	49.791	127.3	20:13.248	8	1	2:29.991	53.512	48.402	48.077	130.1	19:53.857
1	1	2:35.857	57.880	49.356	48.621	125.2	2:35.857	1	1	2:33.978	58.224	49.037	46.717	126.7	2:33.978
9	1	2:39.038	57.895	51.547	49.596	122.7	22:52.286	9	1	2:48.289	57.962	52.335	57.992	115.9	22:42.146
10	1	4:02.206	1:35.578	1:16.174	1:10.454	80.5	26:54.492	10	1	4:06.747	1:42.119	1:15.796	1:08.832	79.1	26:48.893

82	1. Ahmed ALABBASI	Integra DC2 QTCC 2K
-----------	-------------------	------------------------

6	1	2:29.518	54.070	49.002	46.446	130.5	15:04.593
2	1	2:29.718	54.031	49.054	46.633	130.3	5:05.062
5	1	2:29.921	54.015	49.137	46.769	130.1	12:35.075
3	1	2:30.010	54.822	48.603	46.585	130.0	7:35.072
4	1	2:30.082	54.136	49.134	46.812	130.0	10:05.154
1	1	2:35.344	58.542	49.601	47.201	125.6	2:35.344

85	1. Mohd AL MAHMOUD	Toyota GT86 QTCC 2K
-----------	--------------------	------------------------

4	1	2:32.987	55.752	49.927	47.308	127.5	10:21.740
3	1	2:33.603	56.037	49.664	47.902	127.0	7:48.753
6	1	2:33.988	57.075	49.389	47.524	126.7	15:30.900
2	1	2:34.536	56.041	50.677	47.818	126.2	5:15.150
7	1	2:34.953	56.630	50.695	47.628	125.9	18:05.853
5	1	2:35.172	56.087	51.755	47.330	125.7	12:56.912
8	1	2:37.969	57.218	50.676	50.075	123.5	20:43.822
1	1	2:40.614	59.421	52.532	48.661	121.5	2:40.614
9	1	2:40.736	59.209	51.360	50.167	121.4	23:24.558
10	1	3:31.459	1:04.928	1:16.272	1:10.259	92.3	26:56.017

86	1. Khalifa AL MOHANNADI	Toyota GT86 QTCC 2K
-----------	-------------------------	------------------------

5	1	2:40.941	57.943	52.631	50.367	121.2	13:40.318
4	1	2:41.748	58.357	52.440	50.951	120.6	10:59.377
6	1	2:41.793	57.945	52.976	50.872	120.6	16:22.111
2	1	2:42.382	58.246	52.237	51.899	120.1	5:34.762
3	1	2:42.867	59.423	52.832	50.612	119.8	8:17.629
7	1	2:43.590	57.514	54.831	51.245	119.3	19:05.701
1	1	2:52.380	1:06.490	53.913	51.977	113.2	2:52.380
8	1	3:33.673	1:08.828	1:00.039	1:24.806	91.3	22:39.374
9	1	4:08.507	1:42.072	1:16.800	1:09.635	78.5	26:47.881

89	1. Ali EMADADHI	Acura RSX Type S QTCC 2K
-----------	-----------------	-----------------------------

5	1	2:27.141	52.743	48.432	45.966	132.6	12:24.839
4	1	2:27.488	53.005	48.431	46.052	132.3	9:57.698
3	1	2:27.898	53.164	48.726	46.008	131.9	7:30.210
2	1	2:28.334	53.465	48.627	46.242	131.5	5:02.312
6	1	2:29.278	53.743	48.104	47.431	130.7	14:54.117

91	1. Muath AL MUFTAH	Subaru 2000 QTCC 2K
-----------	--------------------	------------------------

2	1	2:35.531	55.114	51.722	48.695	125.4	5:15.131
6	1	2:36.535	55.543	50.108	50.884	124.6	15:58.445
1	1	2:39.600	59.956	50.460	49.184	122.2	2:39.600
4	1	2:40.507	57.532	51.281	51.694	121.5	10:39.408
5	1	2:42.502	58.310	53.648	50.544	120.1	13:21.910
3	1	2:43.770	54.860	55.163	53.747	119.1	7:58.901
8	1	2:47.566	1:00.217	55.448	51.901	116.4	21:42.045
9	1	2:53.597	1:04.306	55.034	54.257	112.4	24:35.642
7	1	2:56.034	58.590	57.851	59.593	110.8	18:54.479

92	1. Abdulaziz AL SAYED	Honda FD2 QTCC 2K
-----------	-----------------------	----------------------

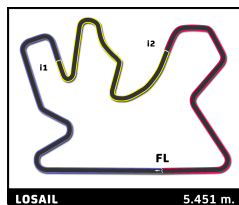
7	1	2:27.583	53.131	48.361	46.091	132.2	17:26.003
4	1	2:27.646	53.443	48.439	45.764	132.1	10:00.784
3	1	2:27.907	53.381	48.817	45.709	131.9	7:33.138
8	1	2:28.550	53.081	49.332	46.137	131.3	19:54.553
5	1	2:28.579	53.989	48.566	46.024	131.3	12:29.363
6	1	2:29.057	53.983	48.807	46.267	130.9	14:58.420
2	1	2:29.469	54.078	49.146	46.245	130.5	5:05.231
1	1	2:35.762	58.758	50.040	46.964	125.2	2:35.762
9	1	2:48.334	58.494	51.729	58.111	115.9	22:42.887
10	1	4:08.457	1:41.917	1:15.763	1:10.777	78.5	26:51.344

96	1. Abdulla ALI AL KHELAIFI	Honda S2000 QTCC 2K
-----------	----------------------------	------------------------

6	1	2:23.121	52.002	46.828	44.291	136.3	14:21.035
2	1	2:23.234	51.851	47.068	44.315	136.2	4:47.710
5	1	2:23.248	51.800	47.202	44.246	136.2	11:57.914
7	1	2:23.366	52.079	47.071	44.216	136.1	16:44.401
4	1	2:23.393	51.715	47.285	44.393	136.0	9:34.666
3	1	2:23.563	51.996	47.217	44.350	135.9	7:11.273
1	1	2:24.476	53.346	46.975	44.155	135.0	2:24.476
8	1	2:26.329	52.241	49.233	44.855	133.3	19:10.730
9	1	3:29.666	1:04.717	1:00.024	1:24.925	93.0	22:40.396
10	1	4:07.707	1:42.452	1:16.098	1:09.157	78.8	26:48.103

99	1. Mohammed EMADADHI	Renault Clio RS QTCC 2K
-----------	----------------------	----------------------------

5	1	2:39.211	57.408	52.045	49.758	122.5	13:23.722
---	---	-----------------	--------	---------------	---------------	-------	-----------



2025 QTCC 2K Round 3

LIC

Race 1

Sector Analysis

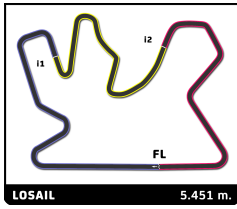
— Invalidated Lap

■ Personal Best

■ Session Best

B Crossing the pit lane

Lap	D	Time	Sector 1	Sector 2	Sector 3	Kph	Elapsed	Lap	D	Time	Sector 1	Sector 2	Sector 3	Kph	Elapsed
3	1	2:39.340	57.208	52.074	50.058	122.4	8:04.797								
4	1	2:39.714	57.292	52.361	50.061	122.1	10:44.511								
2	1	2:39.871	57.520	52.154	50.197	122.0	5:25.457								
6	1	2:40.278	57.688	52.359	50.231	121.7	16:04.000								
8	1	2:44.738	59.075	53.892	51.771	118.4	21:34.229								
7	1	2:45.491	57.660	53.719	54.112	117.9	18:49.491								
1	1	2:45.586	1:02.837	52.802	49.947	117.8	2:45.586								
9	1	2:46.004	58.712	54.480	52.812	117.5	24:20.233								
10	1	2:50.546	1:02.137	55.135	53.274	114.4	27:10.779								



2025 QTCC 2K Round 3

LIC

Race 2 (10 Laps, 54.2 km.)

Final Starting Grid

2.37.817 Mohamed AL BUAINAIN	100	- 9 -	82	2.43.442 Ahmed ALABBASI
Yousef AL JABRI	8	- 8 -	6	2.33.574 Nasser AL AHBABI
Khalifa AL MOHANNADI	86	- 7 -	39	Abdulla AL ABBASI
Ghanim AL MADHEED	1	- 6 -	91	Muath AL MUFTAH
Ali EMADADHI	89	- 5 -	96	Abdulla ALI AL KHELAIFI
Omran KARAMA	77	- 4 -	74	Mansour AL HAJRI
Hussen AHMED	7	- 3 -	92	Abdulaziz AL SAYED
Mohd AL MAHMOUD	85	- 2 -	23	Ibrahim AL MANNAI
		- 1 -	99	Mohammed EMADADHI



Pole

Reversed Best 10 From Race 1, Retired Drivers Grid Positions Determined Based On their Best Qualifying time.

The results are provisional until the end of the limit for protests and appeals.

The limit time for protest expires 30' after publication of results. -Time.....

Published at:

Race Director

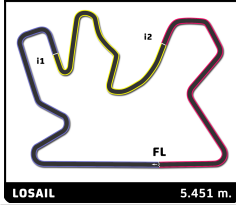
Franck Vayssie



Timekeeper:

Isaac Mulungi





2025 QTCC 2K Round 3

LIC

Race 2 (10 Laps, 54.2 km.)

Classification

No	Driver	Nat	Team	Car	Cl.	Laps	Total Time	Gap	Kph	Best Lap		
										Lap	Time	Kph
1	1 Ghanim AL MADHEED	QAT		Lotus Elise	QTCC 2K	10	26:15.636	-	123.8	8	2:21.172	138.2
2	96 Abdulla ALI AL KHELAIFI	QAT		Honda S2000	QTCC 2K	10	26:16.385	+0.749	123.8	6	2:21.740	137.6
3	89 Ali EMADADHI	QAT		Acura RSX Type S	QTCC 2K	10	26:45.288	+29.652	121.5	6	2:27.143	132.6
4	74 Mansour AL HAJRI	QAT		Toyota GT86	QTCC 2K	10	26:45.987	+30.351	121.5	10	2:27.624	132.1
5	92 Abdulaziz AL SAYED	QAT		Honda FD2	QTCC 2K	10	26:54.409	+38.773	120.8	8	2:28.929	131.0
6	77 Omran KARAMA	PSE		Toyota GT86	QTCC 2K	10	26:57.731	+42.095	120.6	7	2:28.598	131.3
7	23 Ibrahim AL MANNAI	QAT		Toyota GT86	QTCC 2K	10	26:59.255	+43.619	120.5	8	2:30.296	129.8
8	7 Hussen AHMED	QAT		Subaru BRZ	QTCC 2K	10	27:07.935	+52.299	119.8	7	2:31.017	129.2
9	91 Muath AL MUFTAH	QAT		Subaru 2000	QTCC 2K	10	27:10.072	+54.436	119.7	8	2:31.300	128.9
10	39 Abdulla AL ABBASI	QAT		Honda	QTCC 2K	10	27:32.582	+1:16.946	118.0	8	2:35.103	125.8
11	6 Nasser AL AHBABI	QAT		Toyota GT86	QTCC 2K	10	27:39.265	+1:23.629	117.6	10	2:36.032	125.0
12	86 Khalifa AL MOHANNADI	QAT		Toyota GT86	QTCC 2K	10	27:49.884	+1:34.248	116.8	8	2:38.614	123.0
13	99 Mohammed EMADADHI	QAT		Renault Clio RS	QTCC 2K	10	27:50.321	+1:34.685	116.8	10	2:38.295	123.2
14	8 Yousef AL JABRI	QAT		Renault Clio	QTCC 2K	10	28:51.855	+2:36.219	112.6	9	2:49.089	115.4

Retired

85	Mohd AL MAHMOUD	QAT		Toyota GT86	QTCC 2K	2	23:52.065					
----	-----------------	-----	--	-------------	---------	---	------------------	--	--	--	--	--

Not Started

100	Mohamed AL BUAINAIN	QAT		Honda Civic	QTCC 2K							
82	Ahmed ALABBASI	QAT		Integra DC2	QTCC 2K							

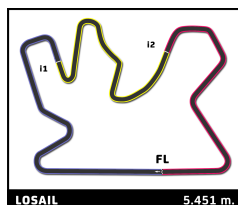
Pole Position:		Mohammed EMADADHI		
Fastest Lap:	Lap8	Ghanim AL MADHEED	2:21.172	138.2 Kph

The results are provisional until the end of the limit for protests and appeals.
The limit time for protest expires 30' after publication of results.-Time.....

Published at:

Track Status: **DRY**

Race Director Franck Vayssie		Timekeeper: Isaac Mulungi	
--	--	-------------------------------------	--



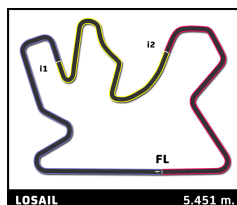
2025 QTCC 2K Round 3

LIC

Race 2

Lap Chart

No	Pos	Grid	Lap											
			1	2	3	4	5	6	7	8	9	10		
99	1	99	1	1	1	1	1	1	1	1	1	1	1	1
85	2	85	96	96	96	96	96	96	96	96	96	96	96	96
23	3	23	23	89	89	89	89	89	89	89	89	89	89	89
7	4	7	89	74	74	74	74	74	74	74	74	74	74	74
92	5	92	85	23	23	23	92	23	92	92	92	92	92	92
77	6	77	92	92	92	92	23	92	23	23	23	77		
74	7	74	74	7	7	7	7	7	77	77	77	23		
89	8	89	7	91	91	91	91	77	7	7	7	7		
96	9	96	91	77	77	77	77	91	91	91	91	91		
1	10	1	77	6	6	6	6	39	39	39	39	39		
91	11	91	6	39	39	39	39	39	6	6	6	6		
86	12	86	39	99	99	99	99	99	99	86	86	86		
39	13	39	99	86	86	86	86	86	86	99	99	99		
8	14	8	86	8	8	8	8	8	8	8	8	8		
6	15	6	8	85										
100	16	100												
82	17	82												



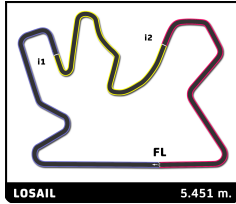
2025 QTCC 2K Round 3

LIC

Race 2

Best Sector Times

Sector 1		Sector 2		Sector 3		Pos	No Driver	Ideal Lap	Best Lap	
Pos	No Driver	Time	No Driver	Time	No Driver					Time
1	1 G.AL MADHEED	50.884	1 G.AL MADHEED	46.171	1 G.AL MADHEED	43.640	1	1 G.AL MADHEED	2:20.695	2:21.172 (1)
2	96 A.ALI AL KHELAIFI	51.383	96 A.ALI AL KHELAIFI	46.561	96 A.ALI AL KHELAIFI	43.761	2	96 A.ALI AL KHELAIFI	2:21.705	2:21.740 (2)
3	89 A.EMADADHI	52.806	74 M.AL HAJRI	47.947	74 M.AL HAJRI	45.849	3	89 A.EMADADHI	2:26.926	2:27.143 (3)
4	92 A.AL SAYED	53.424	89 A.EMADADHI	48.114	89 A.EMADADHI	46.006	4	74 M.AL HAJRI	2:27.291	2:27.624 (4)
5	77 O.KARAMA	53.449	92 A.AL SAYED	48.318	77 O.KARAMA	46.387	5	92 A.AL SAYED	2:28.227	2:28.929 (6)
6	74 M.AL HAJRI	53.495	77 O.KARAMA	48.503	92 A.AL SAYED	46.485	6	77 O.KARAMA	2:28.339	2:28.598 (5)
7	23 I.AL MANNAI	54.137	91 M.AL MUFTAH	49.010	23 I.AL MANNAI	46.712	7	23 I.AL MANNAI	2:29.998	2:30.296 (7)
8	91 M.AL MUFTAH	54.712	23 I.AL MANNAI	49.149	7 H.AHMED	46.775	8	91 M.AL MUFTAH	2:30.521	2:31.300 (9)
9	7 H.AHMED	54.795	7 H.AHMED	49.246	91 M.AL MUFTAH	46.799	9	7 H.AHMED	2:30.816	2:31.017 (8)
10	39 A.AL ABBASI	55.555	39 A.AL ABBASI	50.361	6 N.AL AHBABI	47.982	10	39 A.AL ABBASI	2:34.664	2:35.103 (10)
11	6 N.AL AHBABI	56.910	85 M.AL MAHMOUD	50.849	39 A.AL ABBASI	48.748	11	6 N.AL AHBABI	2:36.032	2:36.032 (11)
12	99 M.EMADADHI	57.006	6 N.AL AHBABI	51.140	85 M.AL MAHMOUD	49.055	12	86 K.AL MOHANNADI	2:37.824	2:38.614 (13)
13	86 K.AL MOHANNADI	57.050	86 K.AL MOHANNADI	51.166	99 M.EMADADHI	49.350	13	99 M.EMADADHI	2:37.917	2:38.295 (12)
14	85 M.AL MAHMOUD	59.165	99 M.EMADADHI	51.561	86 K.AL MOHANNADI	49.608	14	85 M.AL MAHMOUD	2:39.069	
15	8 Y.AL JABRI	1:00.692	8 Y.AL JABRI	54.967	8 Y.AL JABRI	53.430	15	8 Y.AL JABRI	2:49.089	2:49.089 (14)

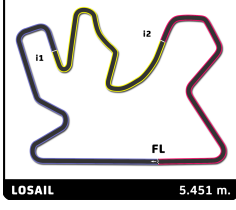


2025 QTCC 2K Round 3

LIC
After Race 2

Event maximum speed

No	Driver	Team	Car	Class	Top Speed	Lap	Session
1	Ghanim AL MADHEED		Lotus Elise	QTCC 2K	211.4	8	Race 1
92	Abdulaziz AL SAYED		Honda FD2	QTCC 2K	206.5	3	Race 1
82	Ahmed ALABBASI		Integra DC2	QTCC 2K	205.7	3	Race 1
89	Ali EMADADHI		Acura RSX Type S	QTCC 2K	204.5	6	Race 1
39	Abdulla AL ABBASI		Honda	QTCC 2K	203.0	2	Race 1
96	Abdulla ALI AL KHELAIPI		Honda S2000	QTCC 2K	202.6	6	Race 2
23	Ibrahim AL MANNAI		Toyota GT86	QTCC 2K	200.0	6	Race 2
77	Omran KARAMA		Toyota GT86	QTCC 2K	198.5	6	Race 2
100	Mohamed AL BUAINAIN		Honda Civic	QTCC 2K	197.1	5	Qualifying Practice
91	Muath AL MUFTAH		Subaru 2000	QTCC 2K	196.0	2	Race 2
7	Hussen AHMED		Subaru BRZ	QTCC 2K	195.3	2	Race 1
74	Mansour AL HAJRI		Toyota GT86	QTCC 2K	193.2	2	Race 2
85	Mohd AL MAHMOUD		Toyota GT86	QTCC 2K	186.5	3	Race 1
86	Khalifa AL MOHANNADI		Toyota GT86	QTCC 2K	186.5	7	Race 2
99	Mohammed EMADADHI		Renault Clio RS	QTCC 2K	183.4	9	Race 2
8	Yousef AL JABRI		Renault Clio	QTCC 2K	180.6	3	Race 1
6	Nasser AL AHBABI		Toyota GT86	QTCC 2K	178.8	2	Warm Up



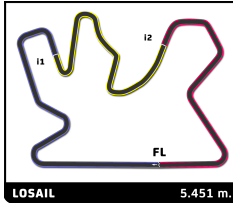
2025 QTCC 2K Round 3

LIC

Race 2

Leader Sequence by Class

No Driver	Team	Car	Start Lap	End Lap	Laps	Total Laps
QTCC 2K						
1	Ghanim AL MADHEED	Lotus Elise	1	10	10	10



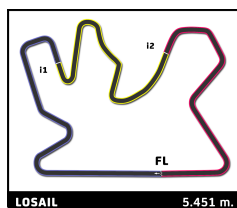
2025 QTCC 2K Round 3

LIC

Race 2

Fastest Lap Sequence

Elapsed	No Driver	Team	Car	Class	Time	Kph	Lap
5:06.098	89 Ali EMADADHI		Acura RSX Type S	QTCC 2K	2:29.159	130.8	2
5:06.798	74 Mansour AL HAJRI		Toyota GT86	QTCC 2K	2:28.708	131.2	2
16:44.622	1 Ghanim AL MADHEED		Lotus Elise	QTCC 2K	2:21.620	137.8	6
19:06.077	1 Ghanim AL MADHEED		Lotus Elise	QTCC 2K	2:21.455	137.9	7
21:27.249	1 Ghanim AL MADHEED		Lotus Elise	QTCC 2K	2:21.172	138.2	8



2025 QTCC 2K Round 3

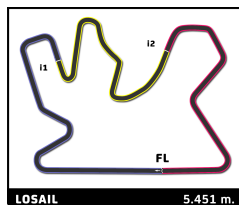
LIC

Race 2

Analysis by lap

Lapped ■

No	Lap Time	Gap	No	Lap Time	Gap	No	Lap Time	Gap	No	Lap Time	Gap	No	Lap Time	Gap
Lap 1														
			1	3:10.537		74	2:28.463	15.586	77	2:29.421	42.095			
			96	3:10.465	0.747	92	2:28.998	19.531	23	2:31.437	43.619			
1	2:25.254	0.000	89	3:10.216	1.223	23	2:30.589	20.797	7	2:33.407	52.299			
96	2:25.890	0.636	74	3:09.417	1.836	77	2:28.598	22.394	91	2:31.813	54.436			
23	2:35.436	10.182	23	3:09.813	2.734	7	2:31.017	24.286	39	2:37.708	1:16.946			
89	2:36.939	11.685	92	3:09.799	3.090	91	2:32.998	28.307	6	2:36.032	1:23.629			
85	2:37.819	12.565	7	3:10.288	3.914	39	2:35.676	38.001	86	2:39.032	1:34.248			
92	2:38.045	12.791	91	3:10.864	4.871	6	2:39.569	41.712	99	2:38.295	1:34.685			
74	2:38.090	12.836	77	3:11.064	6.315	99	2:39.259	45.991	8	2:51.636	2:36.219			
7	2:38.666	13.412	6	3:10.881	6.771	86	2:39.813	46.702						
91	2:38.862	13.608	39	3:11.146	7.470	8	2:51.977	1:13.711						
77	2:39.298	14.044	99	3:11.087	8.254									
6	2:41.213	15.959	86	3:10.221	8.777	Lap 8								
39	2:41.819	16.565	8	2:52.328	11.897	1	2:21.172							
99	2:45.436	20.182	Lap 5									96	2:22.781	3.104
86	2:49.411	24.157	1	2:57.516		89	2:29.203	21.013						
8	3:01.214	35.960	96	2:57.222	0.453	74	2:28.714	23.128						
Lap 2														
1	2:21.556		89	2:57.582	1.289	92	2:28.929	27.288						
96	2:22.566	1.646	74	2:57.914	2.234	23	2:30.296	29.921						
89	2:29.159	19.288	92	2:57.096	2.670	77	2:29.853	31.075						
74	2:28.708	19.988	23	2:57.457	2.675	7	2:32.205	35.319						
23	2:32.509	21.135	7	2:58.054	4.452	91	2:31.300	38.435						
92	2:30.120	21.355	91	2:57.452	4.807	39	2:35.103	51.932						
7	2:34.419	26.275	77	2:56.462	5.261	6	2:38.622	59.162						
91	2:34.946	26.998	6	2:57.557	6.812	86	2:38.614	1:04.144						
77	2:35.415	27.903	39	2:57.912	7.866	99	2:40.328	1:05.147						
6	2:38.165	32.568	99	2:58.850	9.588	8	2:51.342	1:43.881						
39	2:39.436	34.445	86	2:59.080	10.341	Lap 9								
99	2:42.475	41.101	8	2:58.399	12.780	1	2:21.340							
86	2:45.271	47.872	Lap 6									85	2:14.246	7 Laps
8	2:51.931	1:06.335	1	2:21.620		96	2:22.821	4.585						
Lap 3														
1	3:28.139		96	2:21.740	0.573	89	2:28.694	28.367						
96	3:27.312	0.819	89	2:27.143	6.812	74	2:27.986	29.774						
89	3:10.395	1.544	74	2:27.964	8.578	92	2:30.012	35.960						
74	3:11.107	2.956	23	2:30.608	11.663	23	2:30.648	39.229						
23	3:10.462	3.458	92	2:30.938	11.988	77	2:29.986	39.721						
92	3:10.612	3.828	7	2:31.892	14.724	7	2:31.960	45.939						
7	3:06.027	4.163	77	2:31.610	15.251	91	2:32.575	49.670						
91	3:05.685	4.544	91	2:33.577	16.764	39	2:35.693	1:06.285						
77	3:06.024	5.788	6	2:38.406	23.598	6	2:36.822	1:14.644						
6	3:01.998	6.427	39	2:37.534	23.780	86	2:39.459	1:22.263						
39	3:00.555	6.861	99	2:40.219	28.187	99	2:39.630	1:23.437						
99	2:54.742	7.704	86	2:39.623	28.344	8	2:49.089	2:11.630						
86	2:49.360	9.093	8	2:52.029	43.189	Lap 10								
8	2:51.910	30.106	Lap 7									1	2:27.047	
Lap 4														
1	2:21.455		1	2:21.455		96	2:23.211	0.749						
96	2:22.377	1.495	96	2:22.377	1.495	89	2:28.332	29.652						
89	2:27.625	12.982	89	2:27.625	12.982	74	2:27.624	30.351						
						92	2:29.860	38.773						



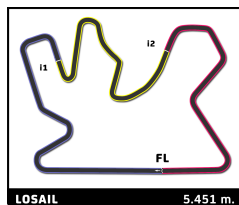
2025 QTCC 2K Round 3

LIC Race 2

Sector Analysis

— Invalidated Lap ■ Personal Best ■ Session Best B Crossing the pit lane

Lap	D	Time	Sector 1	Sector 2	Sector 3	Kph	Elapsed	Lap	D	Time	Sector 1	Sector 2	Sector 3	Kph	Elapsed
1 1.Ghanim AL MADHEED Lotus Elise QTCC 2K								7 1 2:51.977 1:01.617 55.405 54.955 113.4 20:19.788							
8 1 2:21.172 51.188 46.344 43.640 138.2 21:27.249								6 1 2:52.029 1:01.920 55.333 54.776 113.4 17:27.811							
9 1 2:21.340 51.247 46.171 43.922 138.0 23:48.589								4 1 2:52.328 1:01.049 55.139 56.140 113.2 11:37.383							
7 1 2:21.455 50.884 46.741 43.830 137.9 19:06.077								5 1 2:58.399 1:06.806 56.375 55.218 109.4 14:35.782							
2 1 2:21.556 51.071 46.448 44.037 137.8 4:46.810								1 1 3:01.214 1:09.830 56.863 54.521 107.7 3:01.214							
6 1 2:21.620 51.491 46.399 43.730 137.8 16:44.622															
1 1 2:25.254 54.453 46.602 44.199 134.3 2:25.254															
10 1 2:27.047 51.980 46.652 48.415 132.7 26:15.636															
5 1 2:57.516 1:08.749 56.470 52.297 109.9 14:23.002															
4 1 3:10.537 1:10.301 1:02.369 57.867 102.4 11:25.486															
3 1 3:28.139 1:09.121 1:15.982 1:03.036 93.7 8:14.949															
23 1.Ibrahim AL MANNAI Toyota GT86 QTCC 2K								8 1 2:30.296 54.137 49.194 46.965 129.8 21:57.170							
7 1 2:30.589 54.603 49.274 46.712 129.5 19:26.874								6 1 2:30.608 54.393 49.305 46.910 129.5 16:56.285							
6 1 2:30.608 54.393 49.305 46.910 129.5 16:56.285								9 1 2:30.648 54.309 49.149 47.190 129.5 24:27.818							
9 1 2:30.648 54.309 49.149 47.190 129.5 24:27.818								10 1 2:31.437 55.086 49.269 47.082 128.8 26:59.255							
10 1 2:31.437 55.086 49.269 47.082 128.8 26:59.255								2 1 2:32.509 54.839 50.350 47.320 127.9 5:07.945							
2 1 2:32.509 54.839 50.350 47.320 127.9 5:07.945								1 1 2:35.436 58.349 50.226 46.861 125.5 2:35.436							
1 1 2:35.436 58.349 50.226 46.861 125.5 2:35.436								5 1 2:57.457 1:08.172 55.706 53.579 109.9 14:25.677							
5 1 2:57.457 1:08.172 55.706 53.579 109.9 14:25.677								4 1 3:09.813 1:09.432 1:02.377 58.004 102.8 11:28.220							
4 1 3:09.813 1:09.432 1:02.377 58.004 102.8 11:28.220								3 1 3:10.462 57.266 1:10.226 1:02.970 102.4 8:18.407							
3 1 3:10.462 57.266 1:10.226 1:02.970 102.4 8:18.407															
39 1.Abdulla AL ABBASI Honda QTCC 2K								8 1 2:35.103 55.994 50.361 48.748 125.8 22:19.181							
7 1 2:35.676 55.729 50.746 49.201 125.3 19:44.078								7 1 2:35.676 55.729 50.746 49.201 125.3 19:44.078							
9 1 2:35.693 55.555 50.521 49.617 125.3 24:54.874								6 1 2:37.534 57.320 51.280 48.934 123.8 17:08.402							
6 1 2:37.534 57.320 51.280 48.934 123.8 17:08.402								10 1 2:37.708 56.459 50.895 50.354 123.7 27:32.582							
10 1 2:37.708 56.459 50.895 50.354 123.7 27:32.582								2 1 2:39.436 57.219 52.090 50.127 122.4 5:21.255							
2 1 2:39.436 57.219 52.090 50.127 122.4 5:21.255								1 1 2:41.819 1:01.178 51.645 48.996 120.6 2:41.819							
1 1 2:41.819 1:01.178 51.645 48.996 120.6 2:41.819								5 1 2:57.912 1:07.103 56.984 53.825 109.7 14:30.868							
5 1 2:57.912 1:07.103 56.984 53.825 109.7 14:30.868								3 1 3:00.555 57.373 1:01.386 1:01.796 108.0 8:21.810							
3 1 3:00.555 57.373 1:01.386 1:01.796 108.0 8:21.810								4 1 3:11.146 1:09.282 1:05.081 56.783 102.1 11:32.956							
4 1 3:11.146 1:09.282 1:05.081 56.783 102.1 11:32.956															
74 1.Mansour AL HAJRI Toyota GT86 QTCC 2K								10 1 2:27.624 53.578 48.039 46.007 132.1 26:45.987							
10 1 2:27.624 53.578 48.039 46.007 132.1 26:45.987								6 1 2:27.964 53.495 47.947 46.522 131.8 16:53.200							
6 1 2:27.964 53.495 47.947 46.522 131.8 16:53.200								9 1 2:27.986 53.780 48.357 45.849 131.8 24:18.363							
9 1 2:27.986 53.780 48.357 45.849 131.8 24:18.363								7 1 2:28.463 53.620 48.519 46.324 131.4 19:21.663							
7 1 2:28.463 53.620 48.519 46.324 131.4 19:21.663								2 1 2:28.708 53.701 48.794 46.213 131.2 5:06.798							
2 1 2:28.708 53.701 48.794 46.213 131.2 5:06.798								8 1 2:28.714 53.566 48.520 46.628 131.2 21:50.377							
8 1 2:28.714 53.566 48.520 46.628 131.2 21:50.377								1 1 2:38.090 59.093 49.806 49.191 123.4 2:38.090							
1 1 2:38.090 59.093 49.806 49.191 123.4 2:38.090								5 1 2:57.914 1:08.698 55.643 53.573 109.7 14:25.236							
5 1 2:57.914 1:08.698 55.643 53.573 109.7 14:25.236								4 1 3:09.417 1:09.535 1:02.195 57.687 103.0 11:27.322							
4 1 3:09.417 1:09.535 1:02.195 57.687 103.0 11:27.322								3 1 3:11.107 57.957 1:10.110 1:03.040 102.1 8:17.905							
3 1 3:11.107 57.957 1:10.110 1:03.040 102.1 8:17.905															
77 1.Omran KARAMA Toyota GT86 QTCC 2K															
9 1 2:49.089 1:00.692 54.967 53.430 115.4 26:00.219															
8 1 2:51.342 1:01.933 55.742 53.667 113.9 23:11.130															
10 1 2:51.636 1:00.932 55.878 54.826 113.7 28:51.855															
3 1 2:51.910 1:00.879 56.526 54.505 113.5 8:45.055															
2 1 2:51.931 1:00.839 56.442 54.650 113.5 5:53.145															



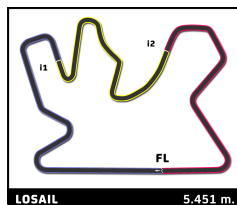
2025 QTCC 2K Round 3

LIC Race 2

Sector Analysis

— Invalidated Lap ■ Personal Best ■ Session Best B Crossing the pit lane

Lap	D	Time	Sector 1	Sector 2	Sector 3	Kph	Elapsed	Lap	D	Time	Sector 1	Sector 2	Sector 3	Kph	Elapsed	
1	1.Ghanim AL MADHEED							Lotus Elise QTCC 2K								
	8	1	2:21.172	51.188	46.344	43.640	138.2	21:27.249	7	1	2:51.977	1:01.617	55.405	54.955	113.4	20:19.788
	9	1	2:21.340	51.247	46.171	43.922	138.0	23:48.589	6	1	2:52.029	1:01.920	55.333	54.776	113.4	17:27.811
	7	1	2:21.455	50.884	46.741	43.830	137.9	19:06.077	4	1	2:52.328	1:01.049	55.139	56.140	113.2	11:37.383
	2	1	2:21.556	51.071	46.448	44.037	137.8	4:46.810	5	1	2:58.399	1:06.806	56.375	55.218	109.4	14:35.782
	6	1	2:21.620	51.491	46.399	43.730	137.8	16:44.622	1	1	3:01.214	1:09.830	56.863	54.521	107.7	3:01.214
	1	1	2:25.254	54.453	46.602	44.199	134.3	2:25.254	23							
	10	1	2:27.047	51.980	46.652	48.415	132.7	26:15.636	1.Ibrahim AL MANNAI							
	5	1	2:57.516	1:08.749	56.470	52.297	109.9	14:23.002	8	1	2:30.296	54.137	49.194	46.965	129.8	21:57.170
	4	1	3:10.537	1:10.301	1:02.369	57.867	102.4	11:25.486	7	1	2:30.589	54.603	49.274	46.712	129.5	19:26.874
3	1	3:28.139	1:09.121	1:15.982	1:03.036	93.7	8:14.949	6	1	2:30.608	54.393	49.305	46.910	129.5	16:56.285	
6	1.Nasser AL AHBABI							Toyota GT86 QTCC 2K								
	10	1	2:36.032	56.910	51.140	47.982	125.0	27:39.265	9	1	2:30.648	54.309	49.149	47.190	129.5	24:27.818
	9	1	2:36.822	57.166	51.324	48.332	124.4	25:03.233	10	1	2:31.437	55.086	49.269	47.082	128.8	26:59.255
	2	1	2:38.165	57.757	52.320	48.088	123.3	5:19.378	2	1	2:32.509	54.839	50.350	47.320	127.9	5:07.945
	6	1	2:38.406	58.442	51.566	48.398	123.2	17:08.220	1	1	2:35.436	58.349	50.226	46.861	125.5	2:35.436
	8	1	2:38.622	57.594	52.644	48.384	123.0	22:26.411	5	1	2:57.457	1:08.172	55.706	53.579	109.9	14:25.677
	7	1	2:39.569	57.661	52.952	48.956	122.3	19:47.789	4	1	3:09.813	1:09.432	1:02.377	58.004	102.8	11:28.220
	1	1	2:41.213	1:01.691	51.352	48.170	121.0	2:41.213	3	1	3:10.462	57.266	1:10.226	1:02.970	102.4	8:18.407
	5	1	2:57.557	1:07.027	57.195	53.335	109.9	14:29.814	39							
	3	1	3:01.998	57.365	1:02.052	1:02.581	107.2	8:21.376	1.Abdulla AL ABBASI							
4	1	3:10.881	1:09.110	1:04.929	56.842	102.2	11:32.257	8	1	2:35.103	55.994	50.361	48.748	125.8	22:19.181	
7	1.Hussen AHMED							Subaru BRZ QTCC 2K								
	7	1	2:31.017	54.795	49.246	46.976	129.2	19:30.363	7	1	2:35.676	55.729	50.746	49.201	125.3	19:44.078
	6	1	2:31.892	55.379	49.738	46.775	128.4	16:59.346	9	1	2:35.693	55.555	50.521	49.617	125.3	24:54.874
	9	1	2:31.960	55.062	49.578	47.320	128.4	24:34.528	6	1	2:37.534	57.320	51.280	48.934	123.8	17:08.402
	8	1	2:32.205	54.950	50.055	47.200	128.2	22:02.568	10	1	2:37.708	56.459	50.895	50.354	123.7	27:32.582
	10	1	2:33.407	55.710	50.317	47.380	127.2	27:07.935	2	1	2:39.436	57.219	52.090	50.127	122.4	5:21.255
	2	1	2:34.419	55.995	49.837	48.587	126.3	5:13.085	1	1	2:41.819	1:01.178	51.645	48.996	120.6	2:41.819
	1	1	2:38.666	58.734	51.015	48.917	123.0	2:38.666	5	1	2:57.912	1:07.103	56.984	53.825	109.7	14:30.868
	5	1	2:58.054	1:07.715	56.824	53.515	109.6	14:27.454	3	1	3:00.555	57.373	1:01.386	1:01.796	108.0	8:21.810
	3	1	3:06.027	57.971	1:05.667	1:02.389	104.9	8:19.112	4	1	3:11.146	1:09.282	1:05.081	56.783	102.1	11:32.956
8	1.Yousef AL JABRI							Renault Clio QTCC 2K								
	9	1	2:49.089	1:00.692	54.967	53.430	115.4	26:00.219	74							
	8	1	2:51.342	1:01.933	55.742	53.667	113.9	23:11.130	1.Mansour AL HAJRI							
	10	1	2:51.636	1:00.932	55.878	54.826	113.7	28:51.855	10	1	2:27.624	53.578	48.039	46.007	132.1	26:45.987
	3	1	2:51.910	1:00.879	56.526	54.505	113.5	8:45.055	6	1	2:27.964	53.495	47.947	46.522	131.8	16:53.200
	2	1	2:51.931	1:00.839	56.442	54.650	113.5	5:53.145	9	1	2:27.986	53.780	48.357	45.849	131.8	24:18.363
									7	1	2:28.463	53.620	48.519	46.324	131.4	19:21.663
									2	1	2:28.708	53.701	48.794	46.213	131.2	5:06.798
									8	1	2:28.714	53.566	48.520	46.628	131.2	21:50.377
									1	1	2:38.090	59.093	49.806	49.191	123.4	2:38.090
								5	1	2:57.914	1:08.698	55.643	53.573	109.7	14:25.236	
								4	1	3:09.417	1:09.535	1:02.195	57.687	103.0	11:27.322	
								3	1	3:11.107	57.957	1:10.110	1:03.040	102.1	8:17.905	
77	1.Omran KARAMA							Toyota GT86 QTCC 2K								



2025 QTCC 2K Round 3

LIC

Race 2

Sector Analysis

— Invalidated Lap ■ Personal Best ■ Session Best B Crossing the pit lane

Lap	D	Time	Sector 1	Sector 2	Sector 3	Kph	Elapsed	Lap	D	Time	Sector 1	Sector 2	Sector 3	Kph	Elapsed
85 1. Mohd AL MAHMOUD Toyota GT86 QTCC 2K															
7	1	2:28.598	53.449	48.503	46.646	131.3	19:28.471	7	1	2:32.998	56.140	49.481	47.377	127.5	19:34.384
10	1	2:29.421	53.919	48.519	46.983	130.6	26:57.731	6	1	2:33.577	55.909	49.770	47.898	127.0	17:01.386
8	1	2:29.853	54.064	48.909	46.880	130.2	21:58.324	2	1	2:34.946	55.249	51.239	48.458	125.9	5:13.808
9	1	2:29.986	53.934	49.271	46.781	130.1	24:28.310	1	1	2:38.862	1:00.013	50.383	48.466	122.8	2:38.862
6	1	2:31.610	54.956	50.267	46.387	128.7	16:59.873	5	1	2:57.452	1:07.900	56.416	53.136	109.9	14:27.809
2	1	2:35.415	55.865	50.402	49.148	125.5	5:14.713	3	1	3:05.685	58.646	1:04.879	1:02.160	105.1	8:19.493
1	1	2:39.298	59.632	51.275	48.391	122.5	2:39.298	4	1	3:10.864	1:09.903	1:03.937	57.024	102.2	11:30.357
5	1	2:56.462	1:07.204	56.224	53.034	110.6	14:28.263								
3	1	3:06.024	58.350	1:05.270	1:02.404	104.9	8:20.737								
4	1	3:11.064	1:09.295	1:04.739	57.030	102.1	11:31.801								
86 1. Khalifa AL MOHANNADI Toyota GT86 QTCC 2K															
8	1	2:38.614	57.050	51.166	50.398	123.0	22:31.393	8	1	2:28.929	53.596	48.629	46.704	131.0	21:54.537
10	1	2:39.032	57.086	51.737	50.209	122.7	27:49.884	7	1	2:28.998	53.793	48.318	46.887	130.9	19:25.608
9	1	2:39.459	57.716	52.135	49.608	122.3	25:10.852	10	1	2:29.860	54.181	48.876	46.803	130.2	26:54.409
6	1	2:39.623	57.364	52.520	49.739	122.2	17:12.966	9	1	2:30.012	53.424	49.040	47.548	130.0	24:24.549
7	1	2:39.813	57.865	52.087	49.861	122.1	19:52.779	2	1	2:30.120	54.519	48.569	47.032	130.0	5:08.165
2	1	2:45.271	58.767	54.042	52.462	118.0	5:34.682	6	1	2:30.938	55.590	48.863	46.485	129.2	16:56.610
3	1	2:49.360	59.920	54.931	54.509	115.2	8:24.042	1	1	2:38.045	59.873	49.831	48.341	123.4	2:38.045
1	1	2:49.411	1:04.324	53.406	51.681	115.2	2:49.411	5	1	2:57.096	1:08.114	55.862	53.120	110.2	14:25.672
5	1	2:59.080	1:08.429	55.863	54.788	108.9	14:33.343	4	1	3:09.799	1:09.443	1:02.742	57.614	102.8	11:28.576
4	1	3:10.221	1:08.890	1:05.405	55.926	102.6	11:34.263	3	1	3:10.612	57.338	1:10.358	1:02.916	102.3	8:18.777
89 1. Ali EMADADHI Acura RSX Type S QTCC 2K															
6	1	2:27.143	52.806	48.331	46.006	132.6	16:51.434								
7	1	2:27.625	53.160	48.365	46.100	132.1	19:19.059								
10	1	2:28.332	53.275	48.114	46.943	131.5	26:45.288								
9	1	2:28.694	53.572	48.283	46.839	131.2	24:16.956								
2	1	2:29.159	53.782	49.074	46.303	130.8	5:06.098								
8	1	2:29.203	53.483	49.306	46.414	130.8	21:48.262								
1	1	2:36.939	58.608	50.439	47.892	124.3	2:36.939								
5	1	2:57.582	1:08.652	55.899	53.031	109.9	14:24.291								
4	1	3:10.216	1:10.257	1:02.024	57.935	102.6	11:26.709								
3	1	3:10.395	57.961	1:09.646	1:02.788	102.5	8:16.493								
91 1. Muath AL MUFTAH Subaru 2000 QTCC 2K															
8	1	2:31.300	54.712	49.010	47.578	128.9	22:05.684								
10	1	2:31.813	54.735	50.279	46.799	128.5	27:10.072								
9	1	2:32.575	54.939	49.307	48.329	127.9	24:38.259								
92 1. Abdulaziz AL SAYED Honda FD2 QTCC 2K															
8	1	2:28.929	53.596	48.629	46.704	131.0	21:54.537								
7	1	2:28.998	53.793	48.318	46.887	130.9	19:25.608								
10	1	2:29.860	54.181	48.876	46.803	130.2	26:54.409								
9	1	2:30.012	53.424	49.040	47.548	130.0	24:24.549								
2	1	2:30.120	54.519	48.569	47.032	130.0	5:08.165								
6	1	2:30.938	55.590	48.863	46.485	129.2	16:56.610								
1	1	2:38.045	59.873	49.831	48.341	123.4	2:38.045								
5	1	2:57.096	1:08.114	55.862	53.120	110.2	14:25.672								
4	1	3:09.799	1:09.443	1:02.742	57.614	102.8	11:28.576								
3	1	3:10.612	57.338	1:10.358	1:02.916	102.3	8:18.777								
96 1. Abdulla ALI AL KHELAIFI Honda S2000 QTCC 2K															
6	1	2:21.740	51.383	46.596	43.761	137.6	16:45.195								
7	1	2:22.377	51.560	46.812	44.005	137.0	19:07.572								
2	1	2:22.566	51.608	47.097	43.861	136.8	4:48.456								
8	1	2:22.781	51.596	47.142	44.043	136.6	21:30.353								
9	1	2:22.821	51.762	46.868	44.191	136.6	23:53.174								
10	1	2:23.211	51.726	47.181	44.304	136.2	26:16.385								
1	1	2:25.890	55.327	46.561	44.002	133.7	2:25.890								
5	1	2:57.222	1:08.688	56.038	52.496	110.1	14:23.455								
4	1	3:10.465	1:10.452	1:01.832	58.181	102.4	11:26.233								
3	1	3:27.312	1:08.484	1:15.865	1:02.963	94.1	8:15.768								
99 1. Mohammed EMADADHI Renault Clio RS QTCC 2K															
10	1	2:38.295	57.092	51.853	49.350	123.2	27:50.321								
7	1	2:39.259	57.607	52.179	49.473	122.5	19:52.068								
9	1	2:39.630	57.458	52.222	49.950	122.2	25:12.026								
6	1	2:40.219	57.646	52.658	49.915	121.8	17:12.809								
8	1	2:40.328	57.006	51.561	51.761	121.7	22:32.396								
2	1	2:42.475	58.343	52.726	51.406	120.1	5:27.911								
1	1	2:45.436	1:03.296	52.213	49.927	117.9	2:45.436								
3	1	2:54.742	59.309	55.211	1:00.222	111.6	8:22.653								
5	1	2:58.850	1:08.391	55.799	54.660	109.1	14:32.590								
4	1	3:11.087	1:09.531	1:05.477	56.079	102.1	11:33.740								

2025 QATAR TOURING CAR CHAMPIONSHIP 2K

Round 3

After Race 2

Championship Ranking After Round 3 Race 2

FINAL

Pos	Participant	Total Points	Round 1		Round 2		Round 3		Round 4		Round 5		
			Race 1	Race 2	Race 1	Race 2	Race 1	Race 2	Race 1	Race 2	Race 1	Race 2	
1	¹ Ghanim AL MADHEED	72	17	15	RET	8	17	15					0.00
2	⁹⁶ Abdulla ALI AL KHELAIFI	67	14	12	RET	15	14	12					0.00
3	⁸⁹ Ali EMADADHI	54	RET	10	12	10	12	10					0.00
4	⁷⁴ Mansour AL HAJRI	43	7	8	10	NS	10	8					0.00
5	⁷⁷ Omran KARAMA	41	12	5	6	5	8	5					0.00
6	⁹² Abdulaziz AL SAYED	35	8	0	8	6	7	6					0.00
7	⁵ Ibrahim ABDULGHANI	29	0	0	17	12	DNEDNE						0.00
8	⁹⁰ Ahmed AL EMADI	27	10	3	14	RET	DNEDNE						0.00
9	²³ Ibrahim AL MANNAI	18	5	4	RET	NS	5	4					0.00
10	⁷ Hussen AHMED	15	0	0	4	2	6	3					0.00
11	¹¹ Abdulaziz AL JABRI	14	4	2	5	3	DNEDNE						0.00
12	⁸² Ahmed ALABBASI	12	6	6	0	RET	RET	NS					0.00
13	⁶ Nasser AL AHBABI	11	DNEDNE		7	4	RET	0					0.00
14	⁸⁵ Mohd AL MAHMOUD	9	3	1	RET	1	4	RET					0.00
15	⁹¹ Muath AL MUFTAH	5	0	RET	3	0	0	2					0.00
16	⁹⁹ Mohammed EMADADHI	3	0	0	0	0	3	0					0.00
17	³⁹ Abdulla AL ABBASI	1	0	0	0	0	0	1					0.00
18	³ Saeed AL HAJRI	0	DNEDNE		RET	NS	DNEDNE						0.00
19	⁸ Yousef AL JABRI	0	0	0	0	0	0	0					0.00
20	¹⁰⁰ Mohamed AL BUAINAIN	0	RET	NS	0	0	RET	NS					0.00
21	⁸⁶ Khalifa AL MOHANNADI	0	0	RET	RET	0	0	0					0.00
22	¹⁰ Nasser SHEGHAIL	0	0	0	DNEDNE		DNEDNE						0.00
23	⁴² Ahmed ALASIRI	0	NS	NS	DNEDNE		DNEDNE						0.00
24	⁸⁴ Mohamed AL NAEMI	0	NS	NS	NS	NS	DNEDNE						0.00

(DIS= DISQUALIFIED) (RET= RETIRED) (NS= NOT STARTED) (DNE= DID NOT ENTER) (*= NOT CLASSIFIED) (0= NO POINTS BUT CLASSIFIED)

SIGNED BY: RACE DIRECTOR: FRANCK VAYSSIE

18/10/2025 Pa